



OPEN ACCESS

Operations Research and Decisions

[www.ord.pwr.edu.pl](http://www.ord.pwr.edu.pl)

OPERATIONS  
RESEARCH  
AND DECISIONS  
QUARTERLY



# Adoption of a newly launched software product in the market by innovation diffusion modelling

Anchal Anchal<sup>1</sup> Arunava Majumder<sup>1\*</sup> Pardeep Goel<sup>2</sup> Manoj Singh Adhikari<sup>3</sup>

<sup>1</sup>Department of Mathematics, Lovely Professional University, Phagwara, Punjab 144 411, India

<sup>2</sup>Department of Mathematics, Shri Jagdishprasad Jhabarmal Tibrewala University, Jhunjhunu, Rajasthan 333 001, India

<sup>3</sup>School of Electronics and Electrical Engineering, Lovely Professional University, Phagwara, Punjab, India 144 411

\*Corresponding author; email address: [am.arunavamajumder@gmail.com](mailto:am.arunavamajumder@gmail.com)

## Abstract

The growing significance of software upgrades is one of the most intriguing and pertinent market trends of the last few years. Fierce competition on a worldwide scale combined with the ever-changing environment has rendered software products outdated. During a program's early stages, increasing efforts are made to increase overall performance before its inherent performance limit is reached. To characterize the process of awareness, appraisal, and decision-making, mathematical models with step structures are presented. The first step is to present a system of ordinary differential equations that includes both the awareness and decision-making stages. Furthermore, it is demonstrated that if the adoption rate is strongly nonlinear, then although there exists a stable equilibrium, it is not a global attractor. It is shown that the system has bifurcation points. The direction of equilibrium bifurcation is also explored.

**Keywords:** *diffusion modelling, newly launched software; nonlinearity, equilibrium*

## 1. Introduction

When software reaches the necessary level of operational reliability, a new version is typically issued. The most common way to find it is in PCs and consumer electronics, where it usually gets swapped with an upgraded version of hardware, software, or firmware to update or enhance the system. The IT companies constantly monitor the consistency of their products because they are developing advanced software while keeping a careful watch on the competition in the market. The notion of diffusion of innovations explains how new concepts, behaviors, products, or technologies permeate a population over time as opposed to happening all at once. Innovative people and early adopters are the first to adopt, and adoption then moves through the population to the early majority and late majority.

Faced with a dynamically converting environment, entrepreneurs are usually with reference to new product development. This may want to bring about change starting from moderate to mild to big or

the continuum, or maybe bring about absolutely new product and provider offerings. The questions that face a marketer are, i) whether or not the modified/new product and provider imparting might be regularly occurring via way of means of the segment(s), and ii) how quick might the product and provider imparting be regularly occurring via way of means of the segment(s). While the primary pertains to what's called diffusion, the second one pertains to what's called adoption. The concepts, the dynamics and the consequences for a marketer are defined on this module.

**Factors affecting diffusion of innovation/adoption process: triggers and barriers.** The above sections have defined the diffusion and adoption strategies in detail; however, the diffusion of innovation and an adoption as a technique isn't always generic; it varies from product to product and or provider to provider. Some service or product services advantage short acceptance, and the diffusion is rapid and rapid; for different merchandise and services, the technique can be gradual and take massive quantity of time. For example, the color TVs in India took a long term to get subtle, but for the satellite TV, the price of diffusion turned into very rapid. Also, the cordless telephone took a long term to get subtle into Indian homes, but the cell phone were given simply popular with the aid of using all and diffusion turned into very rapid. Thus, all services or products that are "new", do now no longer own the equal ease and capacity for purchaser acceptance.

Diffusion of innovation and next adoption is impacted through socio-economic, cultural, and technological in addition to felony elements; it's also impacted through person determinants like mental variables and demographics; those are all forces are in maximum cases "uncontrollable" through the marketer. There also are the extra applicable forces, associated with the revolutionary product and/or provider which represent what's referred to as the "controllable", and which might be with inside the palms of the marketer; those might be with inside the shape of advertising verbal exchange or interpersonal verbal exchange and so on and might be utilized by the marketer in a way that facilitate faster and less complicated popularity of the revolutionary offering. Apart from those, there also are positive traits that an innovation possesses that may affect the diffusion and adoption process. Researchers have diagnosed positive elements that may act as triggers and a few that may act as obstacles to the diffusion and adoption.

## 1.1. Research questions

**Q1. What are the factors that triggers to the diffusion of innovation/adoption process?**

There are sure product and carrier traits that have an effect on the diffusion manner and may affect customer recognition of latest merchandise and services; the 5 elements which can<sup>3</sup> affect the diffusion manner and the charge of adoption are relative advantage, compatibility, complexity, trial ability, and observer ability.

**Relative advantage.** The relative gain of the revolutionary product /carrier supplying over already current merchandise/offerings speeds up its charge of adoption through the goal market. The diploma to which clients understand a brand new product/carrier as advanced to comparable current merchandise determines the relative gain. A product/carrier that gives gain over different current merchandise is indicative of being advanced to current alternatives, and for this reason better in phrases of value. The greater radical a change, and the better the relative gain, the quicker will be

the diffusion. The relative gain may also lie in phrases of it being a changed product (with higher features, attributes, benefits, shape etc.), or at a decrease price (higher deals, discounts, phrases of payment, assurance and exchange), or greater handy in phrases of availability (bodily save format, or digital format), or higher communication. Thus, whilst product-primarily based totally benefits are greater appealing in nature, the opposite additives of the advertising blend like price, location and advertising also can offer a foundation for relative gain. Examples of improvements that offer relative gain are, flash drives as opposed to compact discs, laptops as opposed to computers, or virtual libraries as opposed to conventional libraries, ATMs as opposed to financial institution teller counters.

**Compatibility.** The compatibility of the revolutionary product and carrier imparting with the present backgrounds, conduct and way of life styles of purchasers additionally influences its adoption with the aid of using the ingesting public. The compatibility of a product/carrier measures how intently it pertains to needs, fee structures and norms, lifestyles, tradition etc. The better the extent of compatibility, the faster the diffusion; and the decrease the compatibility, the slower the diffusion, a product will diffuse greater speedy if it does now no longer require purchasers to extrude their values, norms, lifestyles, cultures and each day behaviors. Continuous and dynamically non-stop improvements are better on compatibility than discontinuous improvements. Fast meals with inside the shape of pizzas, burgers, noodles etc. took good sized quantity of time to get subtle into the Indian society, because it contrasted closely with the dal roti meal concept. The tempo of adoption quickened with inside the Nineties and extra so with inside the 2000s with the brand new generation, and their desire in the direction of packaged meals and speedy food. Another instance that may be noted right here is, coconut oil as a medium of cooking might be incompatible to human beings staying in North India. Even if placed as “healthful and herbal cooking medium”, it might be gradual to penetrate and might even fail if released in North India. The equal might penetrate effortlessly in South India, as it’s far culturally extra compatible.

**Complexity.** The stage of complexity in a product buy and utilization additionally influences the diffusion process. A progressive imparting could be without difficulty subtle whilst there may be ease of understanding, buy and use. The less difficult it’s miles to apprehend and use a product, the much more likely its miles to be general quickly, and vice versa. While speak me of complexity, technological complexity acts as a barrier to diffusion. People face up to adoption of recent merchandise due to worry of complexity in buy and utilization. This is properly understood through excessive tech industries. Let us take the instance of the digital items industry, e.g. microwave Owens or vacuum cleaners. While designing their communication, the marketer illustrates ease of use, as a way to inspire faster acceptance; possibilities are supplied with demos and trials; as soon as purchased, preparations are made for supplying set up at home.

Another instance is the mobile phone industry; knowing the trouble of complexity, less difficult fashions are delivered for individuals who preference the cellular set only for making and receiving calls and Sims’s. It might be noteworthy to say right here that the adolescents are greater techno savvy and feature prevalent digital items like MP3s and 4s, laptops, I-pods, ATMs and so on an awful lot quicker than the older generation. This is due to the fact the previous were capable of cope with the complexity with a better degree of consolation than the older generation.

**Trialability.** The ease with which the products or services may be examined and attempted additionally determines the charge of acceptance. The better the diploma of trial cap potential, the extra will be the charge of diffusion. This is due to the fact the potentialities get a possibility to attempt the product/carrier, verify it and determine to accept/reject it. Trial cap potential may be advocated with the aid of using supplying unfastened samples, or supplying smaller packs and smaller-than-common sizes, (for FMCG and family goods) or maybe thru demos and test- runs (for client durables). Consumers ought to attempt out the revolutionary offering, examine it after which determine on a buy dedication with the aid of using accepting/rejecting it. Trials main to buy may be advocated thru warranty and assurance schemes. Such trials inspire a product/carrier to be subtle easily.

**Observability.** Observability refers to the benefit with which the product may be observed. Observability in a revolutionary product refers back to the diploma to which a product/provider's advantages may be observed, imagined and perceived through a capacity customer. The better the diploma of observability, the more the probabilities of the revolutionary supplying being ordinary through the possibilities Those new product services which might be i) tangible, ii) have social visibility, and iii) whose advantages are effectively observed (without an awful lot time gap), are extra effectively subtle than the ones which might be intangible, or haven't any social visibility or whose advantages gather over lengthy intervals of time.

Thus, relative advantage, compatibility, complexity, trial ability, and observability have an effect at the fee of diffusion. While these types of elements relate to the product, they're depending on customer perception. A product/provider supplying this is extraordinarily advanced to current ones, is extra well matched to current intake conduct and usage, is much less complex, smooth to apply and observable, is much more likely to be bought quick through the public, than whilst it iss far not.

## Q2. What are the barriers to the diffusion of innovation/adoption process?

There also are positive elements that negatively have an effect on diffusion of innovation and sooner or later the adoption manner. These boundaries had been handled considerably via way of means of client researchers and included even in fashions on innovation resistance. They may want to variety on the micro stage from product traits, to the extra macro, socio-cultural, financial, situational and technological forces.

While product traits like relative advantage, compatibility, trialability, and observability, do increase the charge of diffusion and adoption, perceived complexity in buy and utilization of revolutionary offerings, retard the manner. Innovations can also meet resistance from socio-cultural, financial, situational and technological forces. The revolutionary supplying won't with well suited with social norms, values and lifestyle; or won't pass nicely with the financial strata; or be technologically complex, main to worry to utilization, obsolescence and danger. The primary boundaries to the diffusion manner and next adoption are as utilization, value, danger and mental elements.

**Usage.** Usage as a barrier to innovation diffusion and adoption is stated to exist while the social system unearths it incompatible to the prevailing utilization and intake behaviors and thus, unearths it tough to just accept and use; in different words, they discover it to be incompatible with their present behaviors. The barrier is extra psychological, primarily based totally on deep rooted values,

beliefs, attitudes and perception, resultant in such conduct of non-reputation and non-utilization. For example, human beings are frequently reluctant to go into on-line financial transactions for worry of lack of privateers and fraud. Communication from the marketer primarily based totally on rational and informational might not be enough to conquer one of these barriers; he could want to apply credible spokespersons, celebrities and professionals to encourage human beings to alternate their present life-style styles and resultant conduct, and undertake the innovation.

**Value.** Consumers may also face up to reputation of an innovation, as they'll sense low approximately the perceived fee; clients might also additionally understand the brand new product/carrier imparting to be similar to current offerings, and "not anything new" or "higher in fee". For example, at the same time as assessing cell charges, humans evaluate the post-paid plans with the pre-paid plans in phrases of condo in addition to name charges, and finish that the previous are cheaper, in spite of condo being excessive. The perceived loss of fee can be i) the product/carrier does now no longer offer tons advantage over the prevailing alternatives; ii) the product/carrier is costly, and doesn't appear to be of really well worth the fee. Consumers' belief of "excessive fee" constantly takes over the belief over product fee or product advantage; in fact, values is constantly assessed in phrases of fee; Also, fee is a "catchy" problem than the blessings attached; fee seems greater tangible, than blessings; and, clients typically generally tend to recognize greater fast approximately fee, than they do approximately the blessings that the product brings at the side of it.

**Risk.** Risk additionally acts as a barrier to diffusion of innovation. Consumers display reluctance to apply a progressive product/carrier imparting out of worry of taking dangers. There may be six varieties of dangers that a patron ought to face, viz., useful hazard (could the product carry out as expected), bodily hazard (could the product utilization and or intake pose a threat), social hazard (wouldn't it not reason hazard of social embarrassment), economic hazard (could the product can be really well worth the cost), mental hazard (could the innovation harm consumers' ego), and time hazard (wouldn't it not cause wastage of time spent even as making the purchase). The perceived chance barrier acts as a massive barrier to the diffusion and adoption process; customers are scared of purchase, utilization and intake of revolutionary offerings, and thereby hold to patronize the present alternatives, instead of undertake new ones (for worry of creating an incorrect decision). In order to conquer this problem, the entrepreneurs should employ each advertising and marketing verbal exchange (through audio-visible or print media, or corporation salespersons), in addition to interpersonal verbal exchange (opinion leadership, word-of-mouth verbal exchange). Trials (loose or discounted) in addition to interpersonal verbal exchange with peers, colleagues and buddies also can inspire non-public revel in through the client and assist conquer this chance.

**Psychological factors.** Psychological elements additionally save you a patron from adopting a brand new product/carrier offering. These elements relate to a person's background, mindset and belief, perception, values, lifestyles, lifestyle etc. They can also additionally discover the innovation to be psychologically threatening. The not unusual place threats are i) subculture barrier, and ii) photo barrier. Tradition barrier pertains to socio-culturally regular norms of conduct which can be appeared as "proper and appropriate", via way of means of the patron segment. Anything this is new and does now no longer guide conventional styles is appeared as psychologically threatening; this consists of utilization and adoption of revolutionary merchandise and services. For example,

carrying western clothing is a taboo for ladies with inside the Middle East, and as such they could in no way try to put on skirts or trousers. Another example, Kellogg's Cornflakes, observed it tough to penetrate the Indian soil, often as it become located as a brief breakfast cereal available in bloodless milk, rather than the conventional Indian idea of cornflakes or cereal in warm milk. Image barrier refers back to the consumer's mind-set and emotions approximately the product/provider offering, the brand, or the supplier, or maybe the USA of origin. It additionally pertains to persona and self-image (real and ideal). Consumers' can also additionally face up to adoption of recent products/offerings if they may be patriotic and ethnocentric; or in the event that they do now no longer regard the innovation or the marketer/supplier to be of their "class" in phrases of socio-financial reputation or maybe quality. Thus, entrepreneurs attempt to give you versions in offerings, and feature separate names for separate versions relying upon the segment(s) for which they may be aimed.

Depending on how information about development reaches consumers and how they respond, members of the society machine might be classified as innovators or mimics. For prediction and promotion, marketing, branding, marketing, and scheduling of numerous products, successful work was carried out in the Bass mannequin's office. This trend divides its students into innovators and imitation. Imitators acquire a current product only after hearing a review from an early adopter, while innovators only purchase products through methods of mass media influence (outside influence) (internal affect). Additionally, a highly connected collected network observes expeditious spread of novel products to understand innovative diffusion's type, such as to know either the decision is made by an organization or a man or woman, or both. In this section, we comprise a recognition degree and a decision-making degree into the Bass version. The maximum vital parameters with inside the Bass version are the marketplace capability  $m$ , the coefficient  $p$  of outside influence and the coefficient  $q$  of inner influence. Specifically,  $m$  is the full variety of individuals who will finally use the product,  $p$  is the chance that anyone who isn't always but the use of the product will begin the use of it due to mass media insurance or different outside factors,  $q$  is the chance that anyone who isn't always but the use of the product will begin the use of it due to "word-of-mouth" or different influence from the ones already the use of the product.

## 2. Literature review

Kumar et al. [10] utilized RPGT technique and have calculated the behavior analysis of a bread scheme and edible oil refinery plant. Kumari et al. [11] studied the solution of constrained problems using particle swarm optimization. Kumar et al. [9] analyzed a cold standby framework with priority for PM comprises two identical sub-units with server disappointment utilizing RPGT. In other papers, Kumar et al. [7] discussed behavior by perfect and imperfect switch-over of schemes utilizing various techniques and made an analysis of a washing unit in the paper industry utilizing RPGT [8].

Zhang et al. [22] focused on examining the presence of a robust solution for stochastic differential equations that possess discontinuous drift coefficients. Specifically, they analyzed a specific set of stochastic differential equations in which the drift coefficients exhibit an ascending trend, as opposed to being Lipschitz continuous. The primary instruments employed in that study are the lower solutions and upper solutions of stochastic differential equations. Bayram et al. [1] discussed mathematical strategies

to apprehend stochastic DE (SDEs), to be specific the Euler–Maruyama (EM) and Milstein methods. In our investigation, we manipulate a non-linear SDE. Mohammadi [13] have utilized the stochastic fractional DE (SFDEs) for modeling several bodily problems in the fields of disturbance, heterogeneous, streams and materials, viscous flexibility and electromagnetic hypothesis. In this paper, an excessive pleasant wavelet Galerkin technique installed on the 2nd kind Chebyshev wavelets are proposed for surmised affiliation of SFDEs. In this method, operational frameworks of the 2nd structure Chebyshev wavelets are utilized for diminishing SFDEs to a direct affiliation of arithmetical equation that can be unraveled barring any problem. Karatzas and Ruf [6] located out about one-dimensional stochastic necessary equation with non-smooth scattering coefficients. Kuznetsov [12] emphasized on the issue of numerical integration of stochastic differential equations (SDE). The analysis of the Ito SDE case is conducted in a systematic manner, and the consideration of the SDE case with a jump component is also included. shiralashetti and Lamani [18] have devised a precise and effective numerical technique using Haar wavelets to solve Multidimensional Stochastic Integral equations. Heydari et al. [4] summed up the mathematical approach examined in explaining straight and non-linear Fredholm vital and Integra-DE of the subsequent kind. The delivered strategy can be utilized for tackling crucial equation in immoderate measurements. [17] determined the change of the partial subordinates of a characteristic of two factors, which confirmed the appropriateness of the Sadik trade by using the usage of settling a few conditions of PDE. This paper has demonstrated preparations of partial DE by means of the usage of Sadik alternate with the Laplace change and the Sumudu change.

Zarei and Noeiaghdam[21] introduced a productive mathematical strategy to estimate the generalized Abel's quintessential equation of the major and additional sorts. Therefore, the Taylor polynomials and the juxtaposition strategy are applied. Likewise, the blunder examination of delivered met is outlined. Rihan et al. [16] examined a category of fractional stochastic differential systems that incorporate Hilfer fractional derivatives and Poisson jumps within the framework of Hilbert space. The study investigated the presence and distinctiveness of mild solutions for this particular category of fractional stochastic systems by employing successive approximation theory, stochastic analysis techniques, and fractional calculus. Jafari-Asl et al. [5] examined the effectiveness of reliability techniques in the context of probabilistic assessment of local scour at a bridge pier. The investigation conducted a comparative analysis of the five effective methods for assessing reliability in order to establish comprehensive principles for probabilistic evaluation of bridge pier scour. Singh and Gahlot [19] initiated a PC look up facility framework with  $n$  customers below celebrity geography and  $k$ -out-of- $n$ : G scheme. Nayak [14] introduced a novel computational technique for solving a Volterra–Fredholm integral equation with fuzzy stochastic input. This method utilizes the Block Pulse Functions (BPFs) in conjunction with a fuzzy stochastic operational matrix. The resulting model is then employed to analyze a specific problem involving a fuzzy stochastic Volterra integral equation. The obtained results are subsequently compared under varying conditions to assess the performance of the developed approach. Fadwa et al. [3] focused on the estimation technique for multidimensional and nonlinear dynamical models that incorporate stochastic differential equations with random effects (random parameters). Such models have been found to be valuable in explaining continuous random processes, differentiating between variability within individuals and variability between individuals, and addressing the uncertainty present in the dynamic model itself. Parvin et al. [15] uncovered the fundamental macro-level patterns in the evaluation of diffusion rates by employing histor-

ical data on the diffusion of technological innovations. The aim is to investigate the statistical properties of the percentage error in diffusion rates as predicted by the Bass and logistic models over the course of their lifecycles. A quantitative exploratory data analysis (EDA) based approach was employed to uncover underlying macro-perspective patterns and insights on a technological innovation's forecasted diffusion rate percent-error using the data of 42 matured U.S. consumer technological innovations. Chen and Huang [2] proposed a modified diffusion models have been put forth in order to address these impractical circumstances and are anticipated to more effectively comprehend the progression of open source software (OSS) advancement. They proposed and examined software release policy is presented. This policy considered several factors, such as the remaining quantity of defects in the software, the costs linked to detecting and correcting those defects, and the degree of market demand for the software. Tsai and Chen [20] employed Roger's theory of innovation diffusion as a foundation for examining the utilization of robo-advisors in the prediction of stock market trends through the adoption of an abductive reasoning methodology.

A couple of examinations have been coordinated connecting with impact of IT on showcasing. As such, the examination means to finish off this opening. Usage of IT remains a massively critical gauge in choosing the nature and, to a noteworthy degree, the level of organization which a Telecom administrator can give. Its feasible use by and large depends upon user's need and their satisfaction. We demonstrate the difference between this article and the existing articles in Table 1. This table also illustrates author's contribution of existing literature.

**Table 1.** Author's contribution of existing literature

Authors	Innovation diffusion modeling	Optimization	Nonlinearity	Equilibrium	Stochastic differential equation
Fadwa et al. [3]	✓		✓		✓
Parvin et al. [15]	✓				
Tsai and Chen [20]	✓		✓	✓	✓
Chen and Huang [2]	✓				
Nayak [14]					✓
Rihan et al. [16]	✓				✓
Kuznetsov [12]					✓
Bayram et al. [1]			✓		✓
This paper	✓	✓	✓	✓	✓

## 2.1. Research gaps

The examination relating to the promoting will not be done without researching the perspectives viz., clients need, item tech, progression frameworks, esteeming systems and apportionment met-log, in this manner, This multitude of points have been peddled at the present time.

- In existing studies, it has been seen that a lot of research for solving mathematical modeling on the basis of sample models but there is a need to research optimal release planning of software.
- The inevitable examinations have secured different angles with respect to Strategies, Strategic marketing. Huge numbers of the papers have concentrated on various circles of IT moreover.



- In the existing literature of mathematical modeling, very little work has been done on Innovation. There is a lot of scope to calculate the Innovation diffusion and launch time of successive generational technologies.
- The investigation identifying with the marketing won't be finished without investigating the viewpoints viz., clients need, product tech, advancement systems, valuing procedures and appropriation met-log, therefore, all these angles have been canvassed right now.

### 3. Model formulation

The following notations and assumptions are used to develop the model.

$m$	– the best essential bounds with the interior Bass variety are the business midsection capacity $m$ , $m$ is full assortment of humans who will at lengthy final make use of item
$p$	– probability that any person who isn't always normally but utilization of object will begin utilization of it due to fact of vast communications safety or unique exterior elements
$q$	– possibility that any man or woman who is not typically then again utilization of object will begin utilization of it due to fact of "informal" or distinctive influence from ones presently utilization of item
$W(t)$	– vary for adopters object at $t$ time. $W$ cannot be less than zero
$N(t)$	– total number of adopters
$N(z)$	– number of adopters which are no longer with the use of the product at time $z$
$\mu$	– coefficient of discontinuance price of adopters
$\gamma$	– rate at which people in recognition elegance neglect about the records of the product

#### Assumptions

1. This model depends on the presumption that an adopter may purchase more than once that implies it considers the products which are re-available alongside the effect of shying away on the selection procedure.
2. Market size is flexible only.
3. We will propose an advancement dissemination model by applying stochastic differential condition of Ito type. We consider randomness in the reception work and build up the model with the market size expanding.

#### Awareness stage and decision-making stage

Ordinary differential equations are primarily mathematical tools used to model and analyze how a system changes over time. The decision making process in innovation typically involves market research, cost benefit analysis, risk assessment and other strategic considerations. ODE's may come into play in innovation indirectly when modeling and simulating the behavior of dynamic systems in areas like engineering, physics and biology. These simulations help in the development and testing of innovative products or processes.

In this section, we comprise a recognition degree and a decision-making degree into the Bass version. The maximum vital parameters with inside the Bass version are the marketplace capability  $m$ , the coefficient  $p$  of outside influence and the coefficient  $q$  of inner influence. Specifically,  $m$  is the full variety of individuals who will finally use the product,  $p$  is the chance that anyone who isn't always but the use

of the product will begin the use of it due to mass media insurance or different outside factors,  $q$  is the chance that anyone who isn't always but the use of the product will begin the use of it due to "word-of-mouth" or different influence from the ones already the use of the product. Let  $W(t)$  be the variety of adopters of the product at time  $t$ . Then the Bass version with inside the shape of differential equation is:

$$\frac{dW}{dz} = \left( q + \frac{p}{m}W \right) (m - W) \quad (1)$$

where  $W(t)$  be the variety of adopters of the product at time  $t$ ,  $m$ ,  $q$  and  $p$  are fine parameters.

For a specific product in a given marketplace, those parameters may be received through regression methods. For example, Bass received  $m = 3.37$  million,  $q = 0.009$ ,  $p = 0.173$  for 35 mm projectors. From the Bass model, we see that the effect of outside influence and inner influence is instant and the maximal marketplace capacity might be finally reached. However, Rogers' innovation selection manner concept states that diffusion is a manner that happens through the years and may be visible as having five wonderful tiers. The tiers with inside the manner are knowledge, persuasion, selection, implementation, and confirmation. According to Roger's research, capability adopters of an innovation have to study the innovation (knowledge), be persuaded as to the deserves of the innovation (persuasion), determined to undertake (selection), placed the innovation in place (implementation), and reaffirm the selection to undertake the innovation (confirmation). Thus, to be greater realistic, we need to recollect the levels of the adoption process. For the simplicity of mathematical analysis, we simplify five levels proposed via way of means of to 2 levels: the degree of focus of records and the degree of selection-making.

Let  $N(z)$  denote the range of these people who have now no longer been privy to the product at time  $z$ ,  $I(z)$  denote the range of these people who have been privy to the records approximately the product however have now no longer but followed it at time  $z$ , and  $W(z)$  denote the range of these people who've followed the product at time  $z$ . Then, we have the subsequent model:

$$\begin{aligned} \frac{dN}{dz} &= -qN - \frac{p_1}{m}WN + \gamma l + \mu W \\ \frac{dl}{dz} &= qN + \frac{p_1}{m}WN - \left( g\frac{W}{m} + \gamma \right) l \\ \frac{dW}{dz} &= gl\frac{W}{m} - \mu W, \quad N = m - l - W \end{aligned} \quad (2)$$

Equation (2) reduces to

$$\frac{dl}{dz} = \left( p + \frac{p_1}{m}W \right) (m - l - W) - \left( g\frac{W}{m} + \gamma \right) l \quad (3)$$

$$\frac{dW}{dz} = gl\frac{W}{m} - \mu W$$

where  $q$  is the coefficient of recognition rate of  $N$  class from mass media,  $p_1$  is the common variety of ok contacts of an adopter in keeping with unit time in order that  $p_1(N/m)$  is the common variety of ok contacts (sufficient for transmission of records of the product) with un-adopters with the aid of using one adopter in keeping with unit time, that is similar to the transmission of a virus disorder in a populace for the spread of epidemic diseases),  $g(W/m)$  represents the transition rate of people from recognition

elegance to adoption elegance, that's a feature of the fraction of adopters,  $\gamma$  is the rate at which people in recognition elegance neglect about the records of the product,  $\mu$  is the coefficient of discontinuance price of adopters. It is believed that each one the coefficients are positive numbers.

For instance

$$g = w + h_1 \frac{W}{n} + h_2 \left( \frac{W}{n} \right)^2$$

might be an estimate to the second order. If  $h_1 = 0$  and  $h_2 = 0$ , this is the occasion that simulations are ignored. As a first study, we study individual  $g(W/m) = w + p_2 W^n$  with  $n = 1$  or  $n = 2$ , where,  $p_2 = h_1/m$  if  $n = 1$  or  $p_2 = h_2/m^2$  if  $n = 2$ .

$$\begin{aligned} \frac{dl}{dz} &= \left( q + \frac{p_1}{m} W \right) (m - l - W) - (w + p_2 W^n + \gamma) l \\ \frac{dW}{dz} &= (w + p_2 W^n) l - \mu W \end{aligned} \quad (4)$$

where  $w$  and  $p_2$  are non-negative factors.

Let us begin from  $n = 1$ . Equation with  $n = 1$  is

$$\begin{aligned} \frac{dl}{dz} &= \left( p + \frac{p_1}{m} W \right) (m - l - W) - (w + p_2 W + \gamma) l \\ \frac{dW}{dz} &= (w + p_2 W) l - \mu W \end{aligned} \quad (5)$$

A stability of equation (6) satisfies

$$\begin{cases} \left( p + \frac{p_1}{m} W \right) (m - l - W) - (w + p_2 W + \gamma) l = 0 \\ (w + p_2 W) l - \mu W = 0 \end{cases} \quad (6)$$

If  $w = 0$ , then equation (6) gives

$$\begin{cases} \left( p + \frac{p_1}{m} W \right) (m - l - W) - (p_2 W + \gamma) l = 0 \\ (p_2 W) l - \mu W = 0 \end{cases} \quad (7)$$

Set  $I_0 = \frac{qm}{q + \gamma}$ . Then  $E_0 = (I_0, 0)$  is continuously one stability of (6) with  $w = 0$ .

$$p(p_2 m - \mu) \leq \mu \gamma \quad (8)$$

$E_0$  is the exclusive stability of (6) with  $w = 0$ .  $E_1 = (\bar{I}, \bar{W})$  in (6) with  $w = 0$  if

$$p(p_2 m - \mu) > \mu \gamma \quad (9)$$

Later if  $w > 0$ , then (7) is equivalent to

$$\begin{cases} \frac{\left(p + \frac{p_1}{m}W\right)(m - W)}{\left(w + \gamma + q + q_2W + \frac{p_1}{m}W\right)W} = 1 \\ \frac{\mu W}{w + p_2W} = 1 \end{cases} \quad (10)$$

If  $(I^*, W^*)$  is an optimistic equilibrium of (6), equation (11) suggests that  $W^*$  is a optimistic explanation

$$\begin{aligned} f(W) &= p_1 p_2 W^3 + (q m p_2 - p m p_2 + p_1 \mu + \mu m p_2) W^2 \\ &+ m(-q m p_2 + \mu w + q \mu + q - p_1 w + \mu \gamma) W - q m^2 w = 0 \end{aligned} \quad (11)$$

According to Rogers, mass media, which include television, radio, newspapers, etc., are taken into consideration an extra effective manner to generate consciousness of the innovation; whereas, interpersonal communicate is taken into consideration extra effective in influencing an individual's choice to adopt.

This is evident that  $f(W)$  increases on  $[0, m]$ , or decreases first after which increase on  $[0, m]$ . Note that  $f(0) < 0$  and  $f(m) > 0$ . It follows that  $f(W) = 0$  has a completely unique root on  $(0, m)$ . In view of preceding discussions, we see that (6) has a completely unique nice equilibrium  $E_2 = (I^*, W^*)$ , where in  $W^*$  is the particular positive solution of (11) and  $I^* = \mu W^*/(w + p_2 W^*)$ .

For this reason, we similarly expect that  $(H)p_1 < q$ .  $H = N(z) + W(z)$ , where  $N(z)$  signifies scope of these individuals who have now never again been conscious of item at time  $z$ .  $W(z)$  indicate scope of individual who have followed item at time  $z$ .

Set  $Q = 1/(w + p_2 W)$ . If we signify the exact sides of (6) by  $f_1$  and  $f_2$ , it follows that

$$\frac{\delta(Qf_1)}{\delta I} + \frac{\delta(Qf_2)}{\delta W} = -\frac{p_2(p_2 m + p_1)W^2 + (q m p_2 + p_1 w + 2m w p_2 + \gamma m p_2) + \beta}{m(w + p_2 W)^2} < 0$$

**Theorem 1.** Let  $w = 0$ . Then,  $E_0$  is internationally stable if (9) holds, and is unbalanced if (10) holds. Additionally,  $E_1$  is totally stable if we have (10).

**Remark 1.** One controllable parameter in (6) is  $q$ , representing the depth of commercial. For  $w = 0$ , Theorem 1 means that  $\mu\gamma(p_2 m - \mu)$  (furnished that  $p_2 m > \mu$ ) is a threshold for the unfold of the product. If  $q$  is much less than this value, product cannot unfold; when  $p$  is over this threshold, product admits a few adopters. For  $w > 0$ , numerical calculations display that  $W^*$  is an growing characteristic of  $w$ . Then from (12), it is simple to make a premier coverage for  $p$  to reap a quality profit if an commercial price is likewise considered.

**Theorem 2.** Let  $w > 0$  and (H) hold. Let us now study  $n = 2$ . Then (5) befits

$$\begin{aligned} \frac{dl}{dz} &= \left(q + \frac{p_1}{m}W\right)(m - l - W) - (w + p_2 W^2 + \gamma)l \\ \frac{dW}{dz} &= (w + p_2 W^2)l - \mu W \end{aligned} \quad (12)$$

It is informal to realize that stability of (13) satisfies the subsequent system:

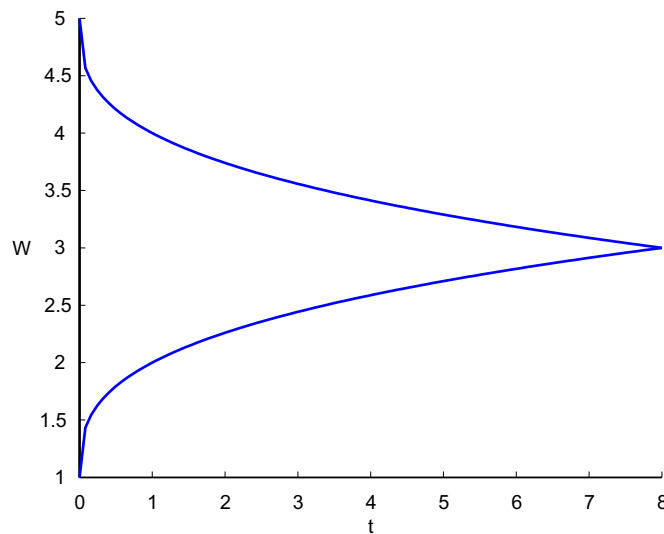
$$\begin{cases} \frac{(m - W)(qm + p_1W)}{qm + p_1W + mw + m\gamma + mp_2W^2} = 1 \\ \frac{\mu W}{w + p_2W^2} = 1 \end{cases} \quad (13)$$

$$\begin{aligned} F(W) = & p_1p_2(W)^4 + mp_2(q - p_1 + \mu)(W)^3 + m(-qm^2p_2 + pw + \mu p_1)W^2 \\ & + m(qw - p_1w + \mu w + \mu q + \mu\gamma) - qm^2w = 0 \end{aligned} \quad (14)$$

$$P_i = (I_i, W_i), \quad i = 1, 2, 3, \text{ with } W_1 < W_2 < W_3$$

If  $w > 0$ , since  $F(0) = qm^2w < 0$  and  $F(-\infty) = \infty$ , (14) has minimum one negative root, which indicates that there are at greatest three optimistic roots. Consequently, (12) has a completely three optimistic equilibrium. This is also effective when  $w = 0$  for  $W = 0$  is one basis of (14) in this case. For  $w > 0$ , processor simulations display that (12) has an exclusive positive equilibrium which is generally constant for sure parameters. But if we fix  $w = 0.002$ , i.e., the fraction of innovators is small, fix  $\gamma = 0.25$  and hold all of the different parameters unchanged, we will find 3 high quality equilibrium for cheap values of the parameters, in which equilibrium are solid and the opposite one is unstable.

Let, the equilibrium be denoted via way of means of  $P_i = (I_i, W_i)$ ,  $i = 1, 2, 3$  with  $W_1 < W_2 < W_3$ . Numerical calculations display that  $Q_2$  is a saddle point. The possible area is break up into parts: top element and decrease element, via ways of means of the solid manifolds of  $Q_2$ . Further, orbits with inside the top element generally tend to  $Q_3$  as  $t \rightarrow \infty$ , and orbits with inside the decrease elements generally tend to  $Q_1$  as  $t \rightarrow \infty$ . Note that the  $W_1$  is small, similar to the failure of product sale. Hence, one coverage for the unfold of the product is to beautify preliminary adopters in order that the preliminary country lies with inside the top element. This will be found out via way of means of decrease expenses or sending unfastened merchandise to customers.



**Figure 1.**  $W$  vs.  $t$  for  $m = 50$ ,  $q_1 = 0.001$ ,  $p = 0.04$ ,  
 $w = 0.05$ ,  $\gamma = 0.5$ ,  $\mu = 0.008$ ,  $q_2 = 0.3/50^2$

## Evaluation stage

In this section, we enlarge the Bass version through introducing a time postpone that represents an assessment degree, and keep in mind the effect of this degree at the dynamics of innovation diffusion. To be greater realistic, we additionally contain the demographic shape of a populace into the Bass version. Let  $\delta$  be the start fee and the demise fee of a populace,  $\gamma$  the depth of commercial of product,  $\lambda$  the legitimate touch fee of adopters of the product with capability adopters,  $v$  the discontinuance fee of adopters of the product. Assume that  $\tau$  is the common time for an individual to assess the product.

Specifically, if a person is aware about the creation at time  $z - \tau$ , he/she might also go away the assessment magnificence with inside the interval  $[z - \tau, z]$  because of the loss of life or on the grounds that he is bored to death with inside the product. Note that the survival chance thru the level is  $e^{-\delta\tau}$ . Further, if  $\rho$  is the fee that people go away the assessment magnificence on the grounds that they have got determined now no longer to shop for the product,  $e^{-\rho\tau}$  is the fraction that people are nevertheless inquisitive about the product on the cease of the take a look at period. Thus, the achievement chance thru the assessment level, i.e., the chance that a person who is aware about the product at time  $z - \tau$  does now no longer die and stays interested in the creation at time  $t$ , is  $e^{-(\delta+\rho)\tau}$ . If  $N(z)$  is the integer of potential regulars at time  $z$  and  $W(z)$  is the integer of adopters at time  $z$ , subsequently the demonstrating idea of the consciousness rate at time  $z - \tau$  is  $(\gamma + \lambda W(z - \tau))N(z - \tau)$ . Before  $(\gamma + \lambda W(z - \tau))N(z - \tau)e^{-(\delta+\rho)\tau}$  associates in those people productively pass the assessment stage  $[z - \delta, z]$ . We assume that the persons who pass the assessment stage arrive into the adopter class. Consequently, the assignment rate from the possible user class to the adopter class at time  $z$  is  $(\gamma + \lambda W(z - \tau))N(z - \tau)e^{-(\delta+\rho)\tau}$ .

$$\frac{dN(z)}{dz} = (\gamma + \lambda W(z - \tau))N(z - \tau)e^{-(\delta + \rho)\tau} - (\delta + v)W(z) \quad (15)$$

We assume that  $\delta$ ,  $v$  and  $\lambda$  are optimistic factors. Consequently, it suffices to reflect

$$\frac{dW(z)}{dz} = q(\gamma + \lambda W(z - \tau))(H - W(z - \tau)) - \alpha W(z) \quad (16)$$

where  $w = \delta + v$  and  $q = e^{-(\delta+\rho)\tau}$ . Note that a symmetry  $W^*$  of (16) worth that  $W = W^*$  is a continuous solution of (16), i.e.,  $W(t) = W^*$  for all  $z \geq -\tau$ .

$$W^* = \frac{-q\gamma + q\lambda H - w + \sqrt{(q\gamma - q\lambda H + w)^2 + 4q^2\lambda\gamma H}}{2q\lambda} \quad (17)$$

By the conversion  $x = W - W^*$ , (16) becomes

$$\frac{dx(z)}{dz} = -wx(z) + px(z - \tau) - q\lambda x^2(z - \tau) \quad (18)$$

$$\frac{dx(z)}{dz} = -wx(z) + px(z - \tau) \quad (19)$$

By replacing  $x = e^{\zeta\tau}$

$$\zeta = -w + p e^{-\zeta\tau} \quad (20)$$

$$-e^{\zeta\tau}\zeta\tau - e^{\zeta\tau}w\tau + p\tau = 0 \quad (21)$$

**Theorem 3.** The equilibrium is asymptotically stable if

$$\tau \left( \sqrt{(q\gamma - q\lambda H + w)^2 + 4q^2\lambda\gamma H} - w \right) < \sqrt{\theta^2 + w^2\tau^2} \quad (22)$$

where  $\theta$  is the root of  $\theta = -w\tau \tan \theta$ , such that  $\pi/2 < \theta < \pi$ .

**Proof.** From equation (21), we have  $Q = -w\tau$  and  $P = p\tau$ . It is perfect that  $Q < 0 < 1$ . Note that  $Q < -P$  is equal to  $w > p$ . By definition of  $W^*$  and  $p$ , we have

$$\sqrt{(q\gamma - q\lambda H + w)^2 + 4q^2\lambda\gamma H} < 0 \quad (23)$$

Thus,  $Q < -P$  is satisfied.  $\square$

**Theorem 4.** Let  $H$  hold, then there exists a unique  $x^* > 0$  in Theorem 3, s.t.  $f(x^*) = g(x^*)$ . Additionally if

$$|g^{-1}(f(y)) - x^*| < |y - x^*|, \quad y > 0, \quad x \neq x^*F$$

or equivalently if

$$|g^{-1}(t) - x^*| < |f^{-1}(t) - x^*|, \quad 0 < t < f(0), \quad t \neq g(x^*) \quad (24)$$

then the steady state  $x^*$  is globally asymptotically stable.

**Proof.** For (2) we have  $f(x_z) = \gamma + \lambda W(t - \tau)(H - W(t - \tau))$  and  $g(x) = wx$ . Thus,  $f(y) = q(-\lambda y^2 + (\lambda H - \gamma)y + \gamma H)$  if  $\gamma - \lambda H \geq 0$ , then  $f(y)$  is decreasing. Additionally,  $f(0) = \rho\gamma H > 0$  and  $\lim_{y \rightarrow h\gamma} y = 0$ . Obviously,  $g(x)$  is increasing, with  $g(0) = 0$  and  $g(\infty) = \infty$ . Moreover,  $g^{-1}(t) = \frac{t}{w}$  and  $f^{-1}(t) = \lambda H - \gamma + \sqrt{(\lambda H + \gamma)^2 - 4\lambda t/q}/2\lambda$ .

In the interval  $(0, g(W^*))$ , we have,  $g^{-1}(t) - W^* < 0$  and  $f^{-1}(t) - W^* > 0$ . Henceforth, (22) is less-equal to

$$\sqrt{(\lambda H + \gamma)^2 - \frac{4\lambda t}{q}} + \frac{2\lambda t}{w} + \lambda H - \gamma \quad (25)$$

If  $w > q(\gamma + \lambda H/2)$ , it is not hard to prove that (24) holds once  $t \rightarrow (0, g(W^*))$ . If  $t \rightarrow (g(W^*), f(0))$ , (23) is greater-equal to

$$\sqrt{(\lambda H + \gamma)^2 - \frac{4\lambda t}{q}} + \frac{2\lambda t}{w} + \lambda H - \gamma \quad (26)$$

and

$$|g^{-1}(t) - x^*| < |f^{-1}(t) - x^*|, \text{ for } t \in (0, (\lambda H - \gamma)/(2\lambda)) \text{ with } t \neq g(x^*). \quad (27)$$

By comparable conversation as above, we can confirm that (26) is satisfied if  $w > q(\gamma + \lambda H/2)$ .  $\square$

**Theorem 5.** Let  $W^*$  be the equilibrium solution of (3.2) and  $w > q(\gamma + \lambda H/2)$ . Then  $W^*$  is globally asymptotically stable.

**Proof.**

$$D(\zeta, \tau) = w(\tau)\zeta + b(\tau) + h(\tau)e^{-\zeta\tau} = 0 \quad (28)$$

Somewhere,  $w$ ,  $b$ ,  $h$  are actual smooth functions of  $\tau$  expected to have continuous derivatives in  $\tau$

$$b(\tau) + h(\tau) \neq 0, \forall \tau \geq 0 \quad (29)$$

If  $\zeta = ia$  with  $a > 0$  is a root of (28), we must have

$$F(a, \tau) = a^2 w^2 + b^2 - h^2 = 0 \quad (30)$$

which provides a solution for  $a(\tau) > 0$ .

$$a(\tau) = \left( \frac{h^2 \tau - b^2 \tau}{w^2 \tau} \right)^{1/2} \quad (31)$$

Then, we study

$$\sin \theta(\tau) = \frac{a(\tau)w(\tau)}{h(\tau)}, \quad \cos \theta(\tau) = -\frac{b(\tau)}{h(\tau)} \quad (32)$$

$$\tau_n = \frac{\theta(\tau) + 2n\pi}{a(\tau)}, \quad n \in 0, 1, \dots \quad (33)$$

$$S_n(\tau) = \tau - \tau_n(\tau), \quad n \in 0, 1, \dots \quad (34)$$

□

**Theorem 6.** Assume that  $S_n(\tau^*) = 0$ . The specific equation (27) admits a duo of simple and conjugate roots  $\zeta_+(\tau^*) = iw(\tau^*)$ ,  $\zeta_-(\tau^*) = -iw(\tau^*)$ . This duo of simple conjugate pure imaginary roots crosses the imaginary axis from left to right if  $R(\tau^*) > 0$  and crosses the imaginary axis from right to left if  $R(\tau^*) < 0$ , where

$$\begin{aligned} R(\tau) = & \text{sign}(w^2(\tau)a(\tau)a'(\tau)(w(\tau)b(\tau) + h^2(\tau)\tau) \\ & + a^2(\tau)w^2(\tau)(w'(\tau)b(\tau) - w(\tau)b'(\tau) + h^2(\tau))) \end{aligned} \quad (35)$$

**Proof.** Let us study the characteristic equation (20). Before we have  $F(a, \tau) = a^2 + w^2 - q^2$ . If  $w^2 < p^2$ , this equation admits a positive solution

$$a(\tau) = \sqrt{p^2 - w^2} \quad (36)$$

Then, (30) becomes

$$\sin \theta(\tau) = -\frac{a(\tau)}{p(\tau)}, \quad \cos \theta(\tau) = \frac{w(\tau)}{p(\tau)} \quad (37)$$

Undertake that  $\theta(\tau) \in (0, 2\pi)$  satisfies (35). Then we have

$$\tau_n = \frac{\theta(\tau) + 2n\pi}{a(\tau)}, \quad S_n(\tau) = \tau - \tau_n \quad (38)$$



Subsequently, it is difficult to get the zeros of  $S_n(\tau)$  analytically, we fix the limits and usage numerical calculations.  $\square$

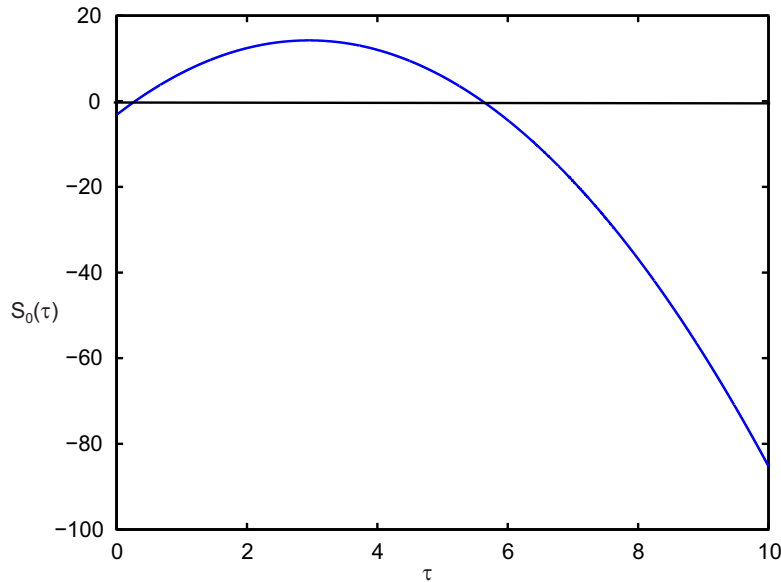
### Example 1

Let us fix  $H = 20$ ,  $w = 0.2$ ,  $\lambda = 0.1$ ,  $\gamma = 0.1$ ,  $q = e^{-0.2\tau}$ . Then numerical calculations show that  $a(\tau)$  exists when  $0 \leq \tau \leq 6.5047$  and

$$a(\tau) = \sqrt{q^2 \left( 1.9 - 0.1 \frac{19q - 2 + \sqrt{441q^2 - 76q + 4}}{q} \right)^2 - 0.04}$$

Thus, we define  $\theta(\tau) = \pi + \arctan(-(w(\tau))/w)$ ,  $\tau_n = (\theta(\tau) + 2n\pi)/a(\tau)$

By statistical calculations, we understand that only  $S_0(\tau) = 0$  has two roots  $\tau_{01} = 1.50164$  and  $\tau_{02} = 4.41394$  (see Figure 2). Computing the  $R(\tau)$  in (33), we have  $R(\tau_{01}) = 1$  and  $R(\tau_{02}) = -1$ . This, organized with the outcomes of Corollary 1, illustration that the equilibrium is stable when  $0 \leq \tau \leq 1.50164$  and  $4.41394 < \tau$ , is unstable if  $1.50164 < \tau < 4.41394$ .



**Figure 2.** The plot of  $S_0(\tau)$  vs.  $\tau$  with roots indicated

Currently, we undertake that there is an  $n$  s.t.  $S_n(\tau) = 0$  for some  $\tau > 0$ . We hope to control the direction of the Hopf bifurcation. For  $\phi \in H([-\tau, 0], R) \triangleq C_0$  let

$$L_\phi = -w\phi(0) + p\phi(-\tau) \quad (39)$$

If  $\Phi = (\phi_1, \phi_2) = (\sin(a(\tau)s), \cos(a(\tau)s))$ ,  $s \in [-\tau, 0]$ , it is casual to confirm that  $\Phi$  is a origin for  $Q$ .  $\langle \phi, \Phi \rangle = I_d$  where  $I_d$  is a  $2 \times 2$  identity matrix and

$$\langle \phi, \Phi \rangle = \phi(0)\Phi(0) - \int_{-\tau}^0 \int_0^s \phi(\zeta - s) (d\eta(s)) \phi(\zeta) d\zeta \quad (40)$$

we have  $\phi = \langle \Phi^T, \Phi \rangle^{-1} \Phi^Z$

$$\frac{dx(t)}{dz} = -wx(z) + px(z - \tau) + f(x_z) \quad (41)$$

binary dimensional center various  $M_f$  for (39) given by  $M_f = \{\Phi \in H : \Phi = \Phi_z + h(t, f), t \text{ in a neighborhood of zero in } R^2\}$ , where,  $h \in Q$  The flow on this center various is  $x_z = \Phi_t(z) + h(t, f)$  and  $t$  satisfy the ordinary DE.

$$t' = Bt + bf(\Phi_t) \quad (42)$$

Where  $b = \phi(0)$  and

$$B = \begin{bmatrix} 0 & -a(\tau) \\ a(\tau) & 0 \end{bmatrix}$$

Using (35) and (36), (37) reduces to

$$\langle \phi, \Phi \rangle = \phi(0)\Phi(0) - \int_{-\tau}^0 \phi(\zeta + \tau)\Phi(\zeta)d(\zeta) \quad (43)$$

We now calculate  $\langle \Phi^Z, \Phi \rangle$ .  $\sin(a(\tau)\tau) = -\frac{a(\tau)}{p(\tau)}$ ,  $\cos(a(\tau)\tau) = \frac{w}{p(\tau)}$ , we attain

$$\langle \Phi_1, \Phi_1 \rangle = p \int_{-\tau}^0 \sin(a(\tau)(\zeta + \tau)) \sin(a(\tau)\zeta) d\zeta = \frac{1 + w\tau}{2} = \langle \Phi_2, \Phi_2 \rangle$$

$$\langle \Phi_1, \Phi_2 \rangle = -\langle \Phi_2, \Phi_1 \rangle = -\frac{a(\tau)\tau}{2}$$

Therefore, we have

$$b = \langle \Phi^Z, \Phi \rangle^{-1} \Phi^Z(0) = \mu \begin{bmatrix} a(\tau)\tau \\ 1 + w\tau \end{bmatrix} \quad \text{where} \quad \mu = \frac{2}{((1 + w\tau)^2 + a^2\tau^2)} \quad (44)$$

if

$$t = (t_1, t_2)f(\Phi_t) = -q\lambda(-t_1 \sin(a(\tau)\tau) + t_2 \cos(a(\tau)\tau))^2$$

Replacing (38) and (39) into (40),

$$t'_1 = -a(\tau)t_2 + f_1(t), \quad t'_2 = a(\tau)t_1 + f_2(t)$$

$$f_1(t) = -q\lambda\mu a(\tau)\tau(-t_1 \sin(a(\tau)\tau) + t_2 \cos(a(\tau)\tau))^2$$

$$f_2(t) = -q\lambda\mu(1 + w\tau)(-t_1 \sin(a(\tau)\tau) + t_2 \cos(a(\tau)\tau))^2$$

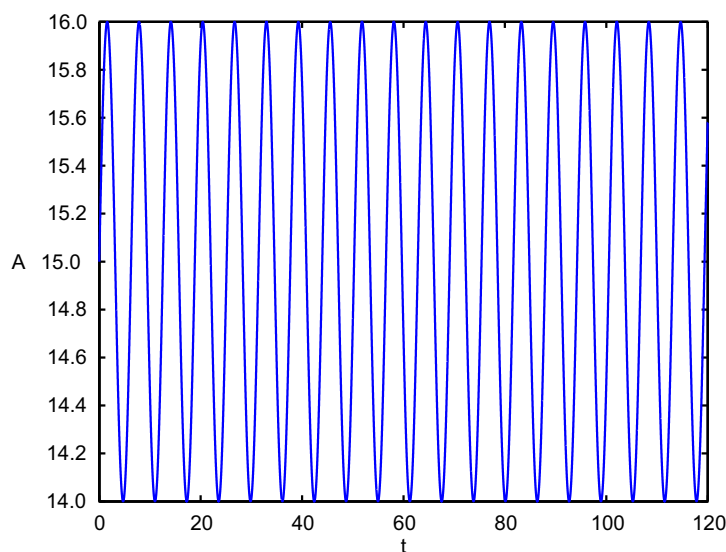
$$\begin{aligned} \chi = & \frac{1}{16} \left( \frac{\partial^3 f_1}{\partial t_1^3} + \frac{\partial^3 f_1}{\partial t_1 \partial t_2^2} + \frac{\partial^3 f_2}{\partial t_1^2 \partial t_2} + \frac{\partial^3 f_2}{\partial t_2^3} \right) \\ & + \frac{1}{16a(\tau)} \left( \frac{\partial^2 f_1}{\partial t_1 \partial t_2} \left( \frac{\partial^2 f_1}{\partial t_1^2} + \frac{\partial^2 f_1}{\partial t_2^2} \right) - \frac{\partial^2 f_2}{\partial t_1 \partial t_2} \left( \frac{\partial^2 f_2}{\partial t_1^2} + \frac{\partial^2 f_2}{\partial t_2^2} \right) \right. \\ & \left. - \frac{\partial^2 f_1}{\partial t_1^2} \frac{\partial^2 f_2}{\partial t_1^2} + \frac{\partial^2 f_1}{\partial t_2^2} \frac{\partial^2 f_2}{\partial t_2^2} \right) \end{aligned} \quad (45)$$

$$\sigma = -(\sin(a\tau)\tau a - (1 + w\tau) \cos(a\tau))(\tau \cos(a\tau)a + (1 + w\tau)\sin(a\tau)) \quad (46)$$

**Theorem 7.** Assume that there is an  $n$  such that  $S_n(\tau) = 0$  for some  $\tau > 0$ . If  $\sigma < 0$ , then there is a family of stable periodic orbits in (2). If  $\sigma > 0$ , there is a family of unstable periodic orbits in (2).

### Example 2

Let us fix  $H = 20$ ,  $w = 0.2$ ,  $\lambda = 0.1$ ,  $\gamma = 0.1$ ,  $q = e^{-0.2\tau}$ , i.e., we use the same parameters as those in Example 1. Then  $\sigma = -1.909$  at  $\tau = 1.50164$ , and  $\sigma = 2.359433$  at  $\tau = 4.41394$ . Then Theorem 7 shows that the upper critical bifurcation occur as  $\tau$  crosses 1.50164 or 4.41394 (see 3).



**Figure 3.** A periodic solution

## 4. Managerial implications

Proficient item send off and commercialization is basic to the most extreme usefulness of your business. A solid item send off extraordinarily expands your odds of coming out on top. Send off is frequently the most costly advance in new item improvement. In spite of their significance, cost, and hazard, research on item dispatches is moderately scant in the item writing. Deciding the ideal opportunity to advertise is particularly significant for innovative items.

## 5. Discussion

For a specific problem, it is straightforward to find a threshold in step with Theorem 3 whilst  $n = 1$  and  $w = 0$  or from whilst  $n = 2$ . Furthermore, the consequences said in Theorems 3 and 4 may be used to make most useful coverage to reap an excellent profit if a commercial value is likewise considered. The number of adopters from inside side The Bass model is always evolving. International sustainability of equilibrium precludes occurrence of an imperative mass, due to worldwide stabilization of model's ability because final stage of adopters is independent of preliminary situation. Since, the worldwide balance of the version means that the final stage of adopters is unbiased of preliminary positions, the worldwide balance of equilibrium prevents the incidence of a crucial mass, i.e., the minimum range of adopters of the innovation for the in addition adoption to be self-sustaining. Further, the neighborhood balance of an equilibrium method that the final stage of adopters is unchanged below small perturbations. Thus, we are able to expect the final stage of adopters and maximize a marketplace profit consistent with equilibrium if it's far solid. For those reasons, we've got additionally studied the neighborhood balance and worldwide balance of the version with the delay. Corollary three display that the constant nation is regionally strong if the assessment put off is small or massive, whilst Theorem three. Three ways that the constant nation is globally strong if the assessment put off is massive enough. In this paper, we've got blanketed one attention degree or one assessment degree into the Bass version. It might be thrilling to observe a version of innovation diffusion that incorporates greater stages. Since there exist stochastic elements within side the surroundings in addition to within side the indoors of gadget and the movement of those elements, irrespective of how small they are, can reason a random adoption sample of the brand new product, it will be very thrilling to take into account the effect of stochastic perturbations for models.

Further, the neighborhood balance of an equilibrium method that the final stage of adopters is unchanged below small perturbations. Thus, we are able to expect the final stage of adopters and maximize a marketplace profit consistent with equilibrium if it's far solid. Due to the significance of the bass version, many techniques have been extended. We have a multi-region technology diffusion model in mind. In other words, we generalize the model based on its ability to incorporate model of the proposed. We have suggested mathematical models with diploma frameworks in this paragraph to simulate adaptation processes. The first one includes degrees in decision-making and interests. We have shown that the model supports a threshold such that invention diffusion is a success and below so that a solution may fail if mimicry is of first order and the percentage of researchers may also be overlooked.

## 6. Conclusions

We strengthen the Bass theory in this part by including a time delay that stands in for an assessment degree and keeping in mind the impact of the degree on dynamics of innovation diffusion. Additionally, we include demographic information about a population into the Bass version to make it that much more realistic. Consider the start and mortality rates for a population, the depth of the package's market, the genuine contact rate between product learners and functionality supporters, and the discontinuance rate among product adopters. Consider that researching a product takes place frequently. The Bass version has been prolonged in lots of approaches because of its importance. We keep in mind an innovation

diffusion version with multi-regions. That is, we generalize the version via way of means of introducing area systems. In this chapter, we've proposed mathematical fashions with degree systems to simulate adoption processes. The first one consists of the attention degree and the decision-making degree. If the imitation is of first order and the fraction of innovators may be neglected, we've proven that the version admits a threshold above which the innovation diffusion is a success and beneath which the technique might be unsuccessful. If the imitation is of the second one order, we've indicated that for a few parameters, the possible vicinity is break up into the higher component and the decrease component such that the innovation diffusion is a success if a start line is within side the higher component, and is unsuccessful if it's far within side the decrease component. This means that the advertisement intensity and the initial numbers of adopters should be above some thresholds so that the innovation diffusion succeeds if the imitations take effect. By contrast, the conventional Bass version predicts that the marketplace ability can continually be reached. Indeed, the edge conduct become argued and has been implemented to the innovation-diffusion of telecommunications at the bases of a no interactive innovation curve and an interactive innovation curve. In this paper, we've progressed the famous Bass version and discovered that the edge conduct takes place because of the imitation effect.

### ***Limitations of the study***

Innovation works higher with adoption of behaviors alternatively than cessation or prevention of behaviors. It would not take into account an individual's assets or social help to undertake the new conduct (or innovation). It is challenging to symbolize real-world structures in phrases of mathematical relationships. Data are regularly unavailable or inaccurate.

### ***Future scope***

It will have been indicated that stochastic differential circumstance primarily based mannequin performs in a similar fashion foremost to Bass model. For similarly expansions in the proposed models, we will reflect on consideration on unique different classifications like individual, mental, social that impact the client buying preference procedure. Here, we will take the dimension of the sporadic vacillation for reception to be steady anyway it may alternate with time.

Future instructions with appreciate to MGDMs can be summarized as follows: first, some areas have no longer been addressed the use of preceding fashions such as coexisting manual, semi-manual, and automated provider science generations and the opposition between generations. Thus, future lookup must center of attention on multi-generation provider applied sciences and their applications.

## **References**

- [1] BAYRAM, M., PARTAL, T., AND ORUCOVA BUYUKOZ, G. Numerical methods for simulation of stochastic differential equations. *Advances in Difference Equations 2018* (2018), 17.
- [2] CHEN, K.-J., AND HUANG, C.-Y. Using modified diffusion models for reliability estimation of open source software. *IEEE Access 11* (2023), 51631–51646.
- [3] FADWA, B., EL MAROUFY, H., AND MOUSSE, H. A. Simulation and parametric inference of a mixed effects model with stochastic differential equations using the fokker-planck equation solution. In *Numerical Modeling and Computer Simulation* (Rijeka, 2020), D. M. Cvetković and G. A. Birajdar, Eds., IntechOpen, pp. 91–112.

- [4] HEYDARI, M., AVAZZADEH, Z., NAVABPOUR, H., AND LOGHMANI, G. B. Numerical solution of fredholm integral equations of the second kind by using integral mean value theorem II. High dimensional problems. *Applied Mathematical Modelling* 37, 1-2 (2013), 432–442.
- [5] JAFARI-ASL, J., BEN SEGHER, M. E. A., OHADI, S., DONG, Y., AND PLEVRIS, V. A comparative study on the efficiency of reliability methods for the probabilistic analysis of local scour at a bridge pier in clay-sand-mixed sediments. *Modelling* 2, 1 (2021), 63–77.
- [6] KARATZAS, I., AND RUF, J. Pathwise solvability of stochastic integral equations with generalized drift and non-smooth dispersion functions. *Annales de l'Institut Henri Poincaré, Probabilités et Statistiques* 52, 2 (2016), 915–938.
- [7] KUMAR, A., AND GARG, D. *Reliability technology theory and application*. LAP Lambert Academic Publishing, 2019.
- [8] KUMAR, A., GARG, D., AND GOEL, P. Mathematical modeling and behavioral analysis of a washing unit in paper mill. *International Journal of System Assurance Engineering and Management* 10, 6 (2019), 1639–1645.
- [9] KUMAR, A., GARG, D., AND GOEL, P. Sensitivity analysis of a cold standby system with priority for preventive maintenance. *Journal of Advance and Scholarly Researches in Allied Education* 16, 4 (2019), 253–258.
- [10] KUMAR, A., GARG, D., AND GOEL, P. Behaviour analysis of a bread making system. *International Journal of Statistics and Applied Mathematics* 3, 6 (2018), 56–61.
- [11] KUMARI, S., KHURANA, P., SINGLA, S., AND KUMAR, A. Solution of constrained problems using particle swarm optimization. *International Journal of System Assurance Engineering and Management* 13, 4 (2022), 1688–1695.
- [12] KUZNETSOV, D. F. Stochastic differential equations: theory and practice of numerical solution. With programs on MATLAB. *Differential Equations and Control Processes* 2018, 4 (2018), 1–1073 (in Russian).
- [13] MOHAMMADI, F. Efficient Galerkin solution of stochastic fractional differential equations using second kind Chebyshev wavelets. *Boletim da Sociedade Paranaense de Matematica* 35, 1 (2017), 195–215.
- [14] NAYAK, S. Numerical solution of fuzzy stochastic Volterra-Fredholm integral equation with imprecisely defined parameters. In *Recent Trends in Wave Mechanics and Vibrations: Select Proceedings of WMVC 2018* (Singapore, 2020), S. Chakraverty and Paritosh Biswas, Eds., Springer, pp. 107–117.
- [15] PARVIN, A. J., BERUVIDES, M. G., AND TERCERO-GÓMEZ, V. G. In situ technological innovation diffusion rate accuracy assessment. *Systems* 10, 2 (2022), 25.
- [16] RIHAN, F. A., RAJIVGANTHI, C., AND MUTHUKUMAR, P. Fractional stochastic differential equations with hilfer fractional derivative: Poisson jumps and optimal control. *Discrete Dynamics in Nature and Society* 2017 (2017), 394528.
- [17] SHAIKH, S. L. Some applications of the new integral transform for partial differential equations. *Mathematical Journal of Interdisciplinary Sciences* 7, 1 (2018), 45–49.
- [18] SHIRALASHETTI, S. C., AND LAMANI, L. Haar wavelet based numerical method for the solution of multidimensional stochastic integral equations. *International Journal of Applied Engineering Research* 14, 10 (2019), 2507–2521.
- [19] SINGH, V. V., AND GAHLOT, M. Reliability analysis of ( $n$ ) clients system under star topology and copula linguistic approach. *International Journal of Computational Systems Engineering* 6, 3 (2021), 123–133.
- [20] TSAI, S.-C., AND CHEN, C.-H. Exploring the innovation diffusion of big data robo-advisor. *Applied System Innovation* 5, 1 (2022), 15.
- [21] ZAREI, E., AND NOEIAGHDAM, S. Solving generalized Abel's integral equations of the first and second kinds via Taylor-collocation method, 2018. Working paper version available from arXiv: <https://arxiv.org/abs/1804.08571>.
- [22] ZHANG, J. The existence of strong solutions for a class of stochastic differential equations. *International Journal of Differential Equations* 2018 (2018), 059694.