

Effect of municipal solid waste on the growth of maize (*Zea mays L.*)

P. O. Simeon, B. Ambah

Department of Agricultural Education, Isaac Jasper Boro College of Education,
Sagbama, Bayelsa State, Nigeria

ABSTRACT

A pot experiment was conducted in the green house to determine the effect of municipal solid waste on the growth of maize (*zea mays*). Growth parameters of percentage emergence, plant height, leaf area and number of levers per plant were collect and subjected into statistical analysis, using ANOVA and fisher's L.S.D. at 5 % probability level. Plant growth parameters decreased with increase in cropping cycle. Similarly, maize grown on dumpsite soils did better than the control soil samples. It show increase in plant height, leaf area and number of leaves per plant at a range of 16.82 cm to 12.87 cm, 5 to 4 and 64.69 cm to 59.88 cm for the dumpsite and control samples respectively. Soil P^H, organic matter (OM), total Nitrogen (N), Phosphorus (P), Potassium (K), Calcium (Ca), Magnesium (Mg), Sodium (Na) and Effective Cat-ion Exchange Capacity (ECEC) decreased with increase in cropping cycle respectively. The Dumpsite soil sample recorded higher mean values than the control (P < 0.05). There is every indication that municipal solid waste is beneficial to plant if only proper and careful sorting and separation of hazardous waste is done.

Keywords: Growth; Dumpsites; Municipal; Solid and Waste

1. INTRODUCTION

Maize (*Zea mays L.*) is the most important cereal crop after rice in Sub-Saharan African and one of the three most important cereal crops in the world. Maize is high yielding, easy to process, readily digested, and cost less than other cereals. This annual plant of the gramineae family is descended from a common ancestor which is unknown or disappeared (Irvine 1970). Every part of the maize plant has economic value: the grain, leaves, stalk, tassel, and cob all are used to produce a large variety of food and non food products.

In industrialized countries, maize is largely used as livestock feed and as raw material for industrial products, while in low income countries, it is mainly used for consumption. In sub-Saharan Africa, maize is a staple food for an estimated 50 % of the population (IITA, 2006). It is an important source of carbohydrate, Iron, Vitamin B, and minerals. Africans consume maize as Starch based Porridges, paste, grits and beer. Green maize (fresh on the cob) is eaten parched, baked, roasted or boiled and plays an important role in filling the hunger gap after the dry season (IITA, 2006).

Municipal Solid Waste (MSW) are unwanted Bi-products of modern life, generated by people living in Urban areas. These are inclusive of all waste under the control of local authorities or agents acting on their behalf. Municipal Solid Waste has a compostable potential of 60-90 %. It's typical composition include paper, glass, wood, plastics, soils chemicals, food waste, plant debris, metal textiles and rock with the organic materials making up 50-70 % of all Municipal Solid Waste (MSW). Ideally, the compost feedstock should only contain compostable materials such as food scraps, papers, cardboard, wood, non-compostable solid waste (glass, metals, and plastics).

In general, the fewer non compostable material in the feed stock, the better finished compost will be for agricultural used (Amusan et al, 2005).

Nutrient availability to plant is strongly influenced by organic and inorganic amendments that usually increase the amount of carbon and other nutrients, especially nitrogen. Organic matter is added to soil by the incorporating plant materials, animal residue manure, sewage sludge or municipal waste.

Amendments not only influence soil fertility directly, but can also affect the composition and activity of soil organisms (Carmine et al, 2004). Peter (2005) also reported that municipal solid waste has the ability of improving soils that have been cropped for many years, but which may be deficient in nutrients such as Boron, Zinc, Copper, and municipal solid waste compost mitigate such deficiencies. Stengel 1995; Aghoola 1990 also added that crop residues contain considerable quantities of major crop nutrients as well as being source of organic matter.

Other benefit include improved soil physical characteristics such as nutrient retention capacity and stimulation of microbial activities that can improved plant growth and decrease the leaching of pollutants into waste supplies. Municipal Solid Waste (MSW) compost has been used to maintain the long term productivity of agro-ecosystems and to protect the soil environment form over cropping (Carmine et al, 2004).

Nutrient availability to plant is strongly influenced by organic carbon and other nutrients, especially nitrogen.

Haven looked at the apparent problems of municipal solid waste, management and provable importance to plant growth. This study was carried out to see how municipal waste can affect maize growth.

2. METHODS AND PROCEDURES

The research work was conducted in the green house of the Teaching and Research Farm of Bayelsa State College of Arts and Science (BYCAS), Agudama-Epie, Yenagoa. Yenagoa lies between latitude 04 15" North, 05 22" South and Longitude 05 22" West and 06 45" East.

Yenagoa is one of the rapidly growing cities in Nigeria with a population over 700,000 people covering an area of about 622.80 km (62280.00 hectares). Yenagoa lies in the heaviest rainfall area in Nigeria, with heavy rain and short dry season (From November to March).

The area has a humid tropical climate with a mean temperature of 30 °C and mean annual rainfall range of 3000-4500 mm BSCAC (2006).

Five (5) sampling locations were established. Municipal Solid Waste was collected from the different dump sites within Yenagoa metropolis as follows:

Location 1	-	Agudama-Epie
Location 2	-	Tombia Road
Location 3	-	Swali
Location 4	-	Igbogene
Location 5	-	Biogbolo

Location 2 is used by the Bayelsa State environmental Sanitation Authority for solid waste disposal. Others are used by the residence living in those areas. All the dumpsites are still active and have been used for the past ten (10) years. Apart from Location 2 that covers a large expanse of land, others are between 300-700 sq meters.

The waste at each dumpsite is generally unsorted and consists of all forms of agricultural, domestic, industrial and hospital waste, with a high percentage constituting mainly of domestic and house hold products.

2. 1. Sampling Procedure

At each location municipal solid waste were randomly collected at a depth of (0-30 cm) with the aid of an auger, and were placed into a well labeled polythene bags and pulverized differently. Control samples were also collected from fallow plots, at each location from a distance of 100m away from each dumpsite.

2. 2. Planting

The Municipal Solid Waste and soil sample from the fallow plots were sent to the laboratory for analysis. The samples were air dried and sieved to pass through 2 mm sieve. 50 g of the Municipal Solid Waste was weighed into 2kg soil pulverized properly and the control sample were also weighed into 3 replicates all totaling 30 plastic buckets in the green house. The samples were kept wet daily for 20days before planting was done.

This experiment was repeated the second time, after ten (10) days of fallow with constant watering to keep the soil samples at field capacity. The test crop (maize) was sourced from the International Institute of Tropical Agriculture (IITA), Yenagoa office, Bayelsa State. Four (4) seed were planted and later thinned down to two (2) stands with regular watering.

Experimental Design/Tools for Data Analysis

The complete Randomized Block Design was used, and ANOVA (fisher's L.S.D.) was used to compare mean (Wahua, 1999). And the following plant parameters were collected for data analysis.

1. Percentages Emergence

Crop emergence was analyzed as a percentage of seedlings of 4 and 5 days after planting (DAP) to the actual number of seeds planted. Plants that survived were counted.

2. Number of leaves

The numbers of leaves per plant were counted starting from 2 to 4 weeks after the date of planting (WAP).

3. Plant Height and Leaf Area

Plant height per plant were measured from the base of the plant to it tip. Leaf areas per plant were determined non-destructively by length x width method described by Savena and Singh (1965) using Linear equation. Leaf Area = 0.75 (LXW) from 2 to 4 weeks after planting (WAP).

2. 3. Soil Sampling and Analysis after planting

The control and municipal solid waste mixed samples in the buckets were sampled at 0-7 cm depth 6 weeks after planting (6 WAP). The respective soil samples were transferred for Laboratory analysis from the green house. Samples were air-dried and ground to pass a 2mm sieve prior to chemical analysis. Soil pH was determined on a 1:1 soil: H₂O solution with a glass electrode pH meter according to the procedure of Tel and Rao (1982).

Organic matter was determines using a modification of the method of Walkley and Black (1934). Total nitrogen was determined using a Techno icon auto analyzer (Technicon AAll) after digesting the sample with a mixture of concentrated Orthophoric and sulfuric acid in a tecato digester. Available phosphorus in the soil was determined by the Bray⁻¹ method using the Technico auto analyzer (Tel and Rao 1982).

Exchangeable Cations were extracted with NH₄ O4C + 0.001 m EDTA at 20:15 fresh soil: extractant ratio. The concentration of Calcium and magnesium in the extracts were determined with Atomic Absorption Spectrophotometer (AAS) were measured with a flame photometer. The Effective Cation Exchange Capacity (ECEC) was calculated by the sum of exchangeable cat ions and exchangeable acidity, expressed in an cmol·kg⁻¹ soil.

3. RESULT

3. 1. Plant Growth Parameters

The inclusion of municipal waste in the growth of maize was aimed at improving a source of nitrogen (N) to soil. The study reveals that there was significant effect of cropping cycle and the municipal solid waste from the various dumpsites on the emergence of maize see Fig. 1 and plate 1 to 10.

3. 2. Leaf Number, Area and Plant Height

The effect of cropping cycle has a significant difference on leaf number, area and plant height.

The leaf area, number and plant height decreased with increase in the cropping cycle see Fig. 2-4. There is also a significant difference between the various maize growth parameters. Maize grown on municipal solid waste mixed sample did better than the control samples. See Table 1 and plate 1 to 10.

This is in consonant with earlier work carried out by (Carminie et al, 2004). Nutrient availability to plant is strongly influenced by organic and inorganic amendments that usually increase the amount of carbon and other nutrients; especially nitrogen.

Plate 1 to 5 below are photographs taken at 4 weeks after planting in the first cropping cycle. It is obvious that the dumpsites did better than the controls.



Plate 1: Tombia Dump and Control (TOMD & TOMC)



Plate 2: Biogbolo Dump and Control (BIOD & BIOC)



Plate 3: Igbogene Dump and Control (IGD & IGC)



Plate 4: Swali Dump and Control (SWD & SWC)



Plate 5: Agudama Dump and Control (AGD & AGC)

Plates 6 to 10 below are photographs taken at 4 weeks after planting in the second cropping cycle



Plate 6:Swali Dump and Control (SWD & SWC)



Plate 7: Biogbolo Dump and Control (BIOD & BIOC)



Plate 8:Agudama Dump and Control (AGD & AGC)



Plate 9:Tombia Dump and Control (TOMD & TOMC)



Plate 10:Igbojene Dump and Control (IGD & IGC)

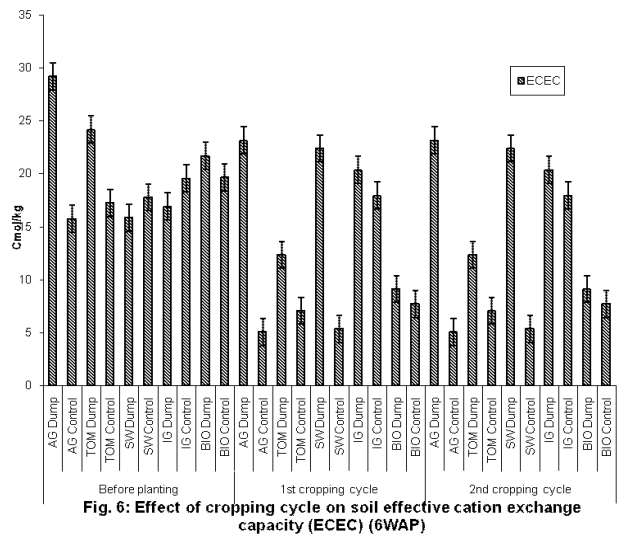
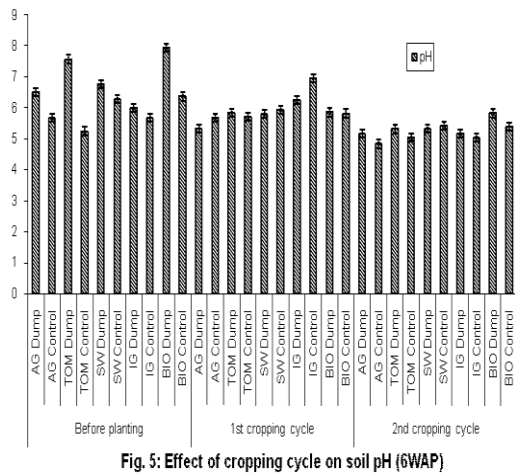
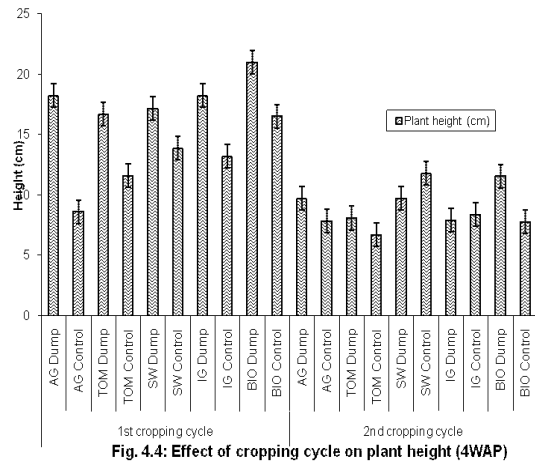
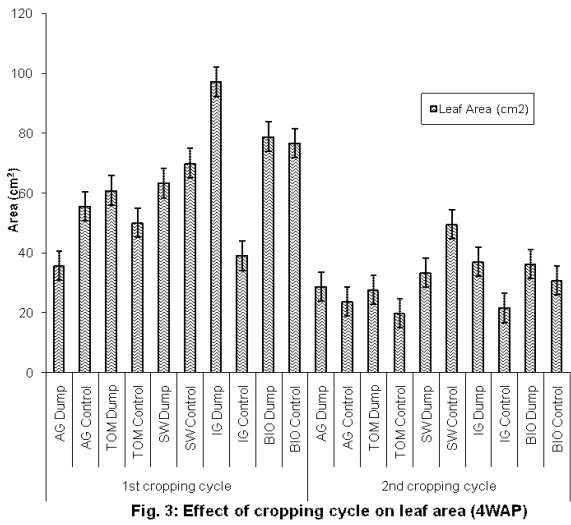
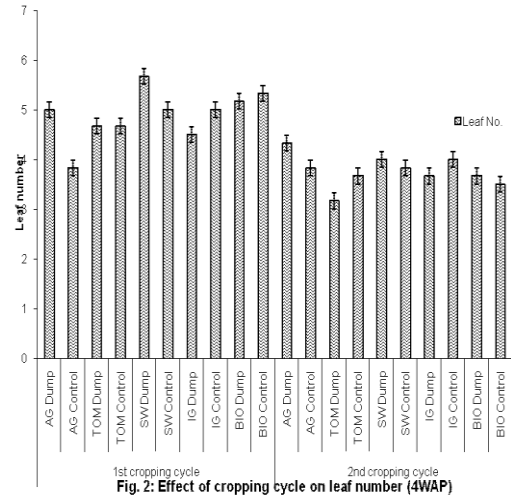
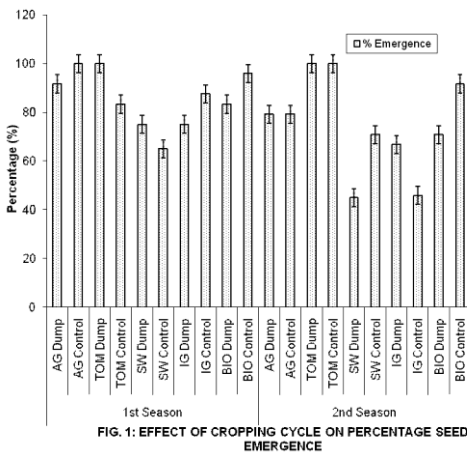


Table 1. Effect of Municipal Solid Waste on Maize Growth.

Dumpsite	% Emergence	Plant Height (cm)	Leaf No.	Leaf Area (cm)
AGD	84.42	13.98	5	32.27
AGC	89.58	8.26	4	39.72
TOMD	100	12.40	4	44.36
TOMC	91.67	9.15	4	34.94
SWD	99.09	13.47	5	48.41
SWC	68.18	12.87	4	59.88
IGD	70.83	16.82	4	64.69
IGC	66.67	13.09	5	30.32
BIOD	77.08	16.28	4	57.62
BIOC	93.75	12.16	4	53.72
LSD	15.0	1.74	0.4	10.32

P (<0.05) Agudama dumpsite and control (AGD & AGC), Tombia dumpsite and control (TOMD & TOMC), Swali dumpsite and control (SWD & SWC), Igbogene dumpsite and control (IGD & IGC) and Biogbolo dumpsite and control (BIOD & BIOC).

Table 2. Effect of Municipal solid waste on soil physiochemical

DUMPSITE	pH	N (%)	P (ppm)	O.M. (%)	Ca mol/kg	Mg cmol/kg	K cmol/kg	Na cmol/kg	ECEC - cmol/kg
AGD	5.68	0.10	15.00	3.94	17.92	5.53	0.16	0.13	25.16
AGC	5.40	0.09	5.00	3.67	6.60	1.70	0.08	0.07	8.61
TOMD	6.25	0.08	12.00	3.31	10.83	3.33	0.17	0.71	16.28
TOMC	5.34	0.07	7.67	3.08	6.91	1.93	0.11	0.05	10.44
SWD	5.97	0.11	7.00	4.45	14.93	3.49	0.14	0.09	20.19
SWC	5.87	0.05	5.33	2.09	6.16	1.42	0.09	0.05	9.48
IGD	5.81	0.21	17.67	6.98	12.88	4.14	0.13	0.13	19.21
IGC	5.89	0.13	10.67	3.00	13.25	3.42	0.09	0.05	18.47
BIOD	6.55	0.14	19.00	6.41	8.59	3.06	0.09	0.07	13.30

BIOC	5.86	0.07	11.22	3.04	7.28	2.69	0.09	0.07	11.67
LSD	0.02	0.02	0.74	0.03	0.89	0.17	0.01	0.01	0.02

P (< 0.05) Agudama dumpsite and control (AGD & AGC), Tombia dumpsite and control (TOMD & TOMC), Swali dumpsite and control (SWD & SWC), Igbogene dumpsite and control (IGD & IGC) and Biogbolo dumpsite and control (BIOD & BIOC).

3. 3. Municipal Solid Waste Effect on Soil Properties

Earlier studies have shown that organic matter is added to soil by incorporating plant materials, animal residue manure, sewage sludge or municipal waste (Carmine et al, 2004). Stengel 1995; Aghoola 1990 also added that crop residues contain considerable quantities of major crop nutrients as well as being source of organic matter. Some changes were observed of some available plant nutrients in the soil between before planting, first and second cropping cycle soil samples see. Fig 5-11 and Table 2. The effect of various cropping cycles on soil properties differs significantly. Soil pH reduced with increase in the cropping cycle that is the soil samples analyzed become increasingly acidic from before planting to the second cycle of cropping ECEC and phosphorus level also reduces from before planting to the second cropping cycle. For the organic matter, Nitrogen, Potassium and Sodium level in the various soil samples analyzed before planting commenced record higher levels and gradually reduced from first cropping cycle to the application of municipal waste had been used up by the maize grown in the first cycle. This is also in line with an earlier study carried out by (Ikpe et al, 1999) soil nutrients increased proportionally with increase in soil amendment application. The various cropping cycles had significant effect on the level of calcium and magnesium levels in the soil samples analyzed. The level of both Ca and Mg levels decreased with increase in the cropping cycles.

4. CONCLUSION

The result of this study shows the importance of municipal solid waste in the growth of maize. The application of municipal solid waste had a significant effect on the performance of the growth parameters (plant height leaf area and number of leaves per plant measured with virtually all dumpsites doing better than their control. Also soil chemical properties (pH, N, P, K, O, M, Ca, Mg, Na and (ECEC) measured decreased with increase in the cropping cycle. So there is every need to add municipal solid waste to soil to improve its fertility status, provided the materials are free from poisonous substances.

References

- [1] Agboola A. A., *International Board for Soil Research and Management* 10 (1990) 23-244.
- [2] Amusan A. A., Ige D. V., Olawale R., *J. Hum Col* 17(3) (2005) 167-171.
- [3] Carmine Crecchio, Magda Curci, Maria D. R, Pizzigallo, Patrizia Riccicutti, PaciFCo Ruggiero (2004): *Effects of Municipal Solid Waste compost Amendments on Soil Enzyme Activities and Bacteria Genetic Diversity*. Pp. 1595-1605.

- [4] Ikpe F. N., Powell J. M., Isirimah N. O., Wahua T. A. T., Ngodigha E. M., *Experiential Agriculture* 35 (1999) 437-448.
- [5] *International Institute of Tropical Agriculture (IITA)* (2006): Research to nourish Africa. August Pp. 1-7.
- [6] Irvine F. R. (1970). *West African Crops*. Oxford University Press, Waton Street, Oxford OX26DP. Pp. 125.
- [7] Peter B. Woodbury (2005): *Municipal Solid Waste composting potential effects of Heavy metal in Municipal Solid Waste compost and the environment*. Boyce Thompson Institution For Plant Research at Cornell University. Municipal Solid Waste Fact Sheet 4 of 7.
- [8] Nyle C. Brady, Ray R. Well (2002). *The nature and properties of soils 13th Edition*. Saurabh Printers Pvt. Ltd, India: 105-113.
- [9] Saxena M. C., Singh, Y., *Journal of Agnomy* 24 (1965) 108-159.
- [10] Stangel P. J. (1995). *Nutrient cycling and its importance in sustaining crop-livestock system in Sub-Sahavah Africa: An overview*. In Powell J.M. Fernandez – Rivera. S., Williams T.O, and Nutrient cycling in mixed Farming systems of Sub-Sahara Africa, Pp. 37-62.
- [11] Tel, P. V. Rao. (1982). *Automated and semi-automated methods for soil and plant analysis*. IITA Manual series N₀7, International Institute of Tropical Agriculture Ibadan, Nigeria.
- [12] Wahua T. A. T. (1999). *Applied Statistics for Scientific Studies*. Africa - Link Books, University of Ibadan Pp. 124-141.
- [13] Walkley J. J., A. Black (1934). An Examination of the different methods of determining Soil organic Matter and a Proposed Modification of the Acid Titration Method Sc. 37: 29, 38.

(Received 04 September 2013; accepted 14 October 2013)