

Enhancement the conditioning of waste activated sludge through a sequence of freeze/thaw-electro-Fenton process

Narjes Shahheidar², Sahand Jorfi^{1, 2}, Afshin Takdastan^{1, 2}, Neemat Jaafarzadeh^{1, 2}, Mehdi Ahmadi^{1, 2*}

¹Environmental Technologies Research Center, Ahvaz Jundishapur University of Medical Sciences, Ahvaz, Iran

²Department of Environmental Health Engineering, Ahvaz Jundishapur University of Medical Sciences, Ahvaz, Iran

*Corresponding author: e-mail: Ahmadi241@gmail.com

Sludge conditioning is an important stage in sludge management. In the present study, a sequence of freeze/thaw-electro-Fenton process was designed and specific resistance filtration (SRF) was monitored during sludge conditioning as an important factor in sludge dewaterability. Furthermore, protein and polysaccharide concentrations were measured during the experiments. Results showed that the lowest SRF value contributed to -10°C in freezing process which showed a reducing trend by decreasing solution pH. In addition, results revealed that solution pH less than 3 caused a significant improvement in sludge dewatering; so the lowest SRF has been registered at $\text{pH} = 2$. By increasing current intensity from 0.5 to 1A, SRF values were reduced and then followed by an enhancement with increasing current intensity to 3.2 A. The lowest SRF value ($6.1 \times 10^4 \text{ m/kg}$) was obtained at $\text{H}_2\text{O}_2 = 30 \text{ mg/L}$ which was the best conditions for sludge dewatering.

Keywords: Sludge conditioning, freeze, thaw, electro-Fenton.

INTRODUCTION

Nowadays, huge quantities of waste activated sludge (WAS), known as bio-sludge, have been produced from wastewater treatment plants, specifically municipal wastewater treatment plants, which should be properly managed and disposed of low solids, resistant to dewatering increase their operational and economic costs¹. Dewatering is known as a critical stage in sludge processing which not only decreases the amount of produced sludge, but also leads to decreasing the sludge transportation and disposal expenses. But, bio-sludge process has lots of bonded and hybrid water, which make the dewatering process so difficult. Moreover, extracellular polymeric substances (EPS) are present in varying quantities as the hydrate capsule surrounding the bacterial cell wall and viscous polymers in the activated sludge which lead to huge difficulties in sludge dewatering¹. Moreover, polysaccharide, protein and DNA, that are the main compounds of EPS, keep water inside them and increase the activated sludge viscosity^{2, 3}.

It is found that EPS, which contains high amounts of sludge, is a key factor in binding to high quantities of water (i.e., bound water)^{4, 5}. An EPS network with negative surface charges not only has significant effect on protecting hydrated sludge structure, but also can lead to hampering the release of water and internal substances (e.g., heavy metals)⁶. Consequently, dewatered sludge cake has huge amount of water and high quantity of sludge for disposal^{6, 7, 8}. Hence, EPS destruction and the lysis of sludge microorganisms have been recognized as the critical factors in increasing water discharge from sludge flocs^{4, 9}.

Regarding the high stringent disposal regulations, the suitable sludge conditioning processes have to be selected, prior to dewatering¹⁰ and could be used by various methods of sludge dewatering such as physical conditioning (freeze/thaw and melting and etc.), chemical

conditioning (polyelectrolytes, or Fe and Al salts, Fenton reagents etc.) or by electrochemical conditioning¹¹.

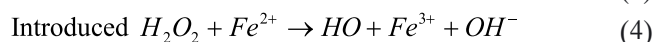
It was observed that freeze/thaw conditioning is an efficient physical sludge conditioning approach. The primary aim of this method is that during freezing time, ice crystals grow incorporating water molecules^{12, 13}. Since the ice crystal structure is quite formed and isochronous, it is not able to carry the extra atoms or molecules. The ice crystals become to amplify since the water molecules are available. All other impurities and solid particles are forced to the boundaries of the ice crystals where they become either compressed or dehydrated. Such method alters sludge flocs into a compacted form, decreases the amount of sludge bound water and improves the sludge quality for settling and filtration⁷. Omerci (2004) reported that an increase in the amount of cations did not lead to the improvement of the freeze-thaw conditioning of activated sludge. Improvement of dewaterability and settleability of activated sludge after freeze-thaw conditioning were declined with an enhancement in the amounts of cations. Moreover, the type of cation would be an effective agent in determination of the efficiency of freeze-thaw conditioning¹⁴.

Also, Ormeci and Vesilind (2001)¹⁵ studied the role of freeze/thaw conditioning on alum sludge and waste activated sludge and concluded that freeze/thaw conditioning effectively dewatered alum and activated sludge. However, alum sludge was likely to freeze/thaw better than activated sludge, due to its low dissolved ion and organic matter content. The large amounts of dissolved ions and organic substances in waste activated sludge not only led to the improvement of trapping fine particles during freezing, but also declined the efficiency of freeze/thaw conditioning¹⁶.

The Fenton reaction causes dissociation of oxidant and formation of highly reactive hydroxyl radicals that attack and destroy the organic components like EPS which have been discussed and demonstrated to be efficient in the process of sludge dewatering. Fenton reaction has also

several important advantages such as short reaction time, iron and H₂O₂ are economic and nontoxic and process is easy to run and control^{17, 18}.

electro-Fenton process is a promising method which is capable of oxidizing the organic compounds. In electro-Fenton, one or both reagents (e.g., Fe²⁺ and H₂O₂) of Fenton oxidation are electrochemically generated when Fe²⁺ is electrochemically generated at anode and H₂O₂ is added outside of reactor, hydroxyl radical (HO·) as main product of Fenton process, is generated which non-selectively oxidize the organic compounds with E⁰ = 2.8 V. Moreover, electro-generated Fe²⁺ along with hydroxide ions generated at cathode, produce Fe(OH)₃ as a coagulant agent which can coagulate different compounds. Indeed, electro-Fenton process is a combination of coagulation and oxidation mechanisms which simultaneously occurs at electrochemical cell. Eqs. ((1)–(4)) present the reactions of electro-Fenton in electrolyte^{19, 20}.



Since the application of freeze/thaw and Fenton has been studied to date as only efficient process for sludge dewaterability, the aim of this study is applying a sequence of freeze/thaw-electro-Fenton process for dewaterability of waste activated sludge.

MATERIAL AND METHODS

Chemicals

H₂O₂ (30%) for Fenton reaction, Bovine Serum Albumin (BSA) and Coomassie Brilliant Blue (C.B.B) for determination of protein concentration, phenol and H₂SO₄ (98%) for determination of polysaccharide concentration were purchased from Merck, Co, Germany.

Sampling and characterization of raw sludge

Waste activated sludge samples (WAS) were collected from sludge recirculation line of Choneibeh wastewater treatment plant (Ahvaz, Iran). For minimizing the activity of microorganisms, the obtained sludge samples were kept at 4°C and the experiments were performed in around 24 h. The chemical characteristics of raw WAS including pH, TS (mg/L), TSS (mg/L), SVI (mL/g), COD (mg/L) dissolved iron (mg/L) and specific resistance to filtration (SRF) were measured, according to standard methods for examination of water and wastewater²⁶.

Freeze/thaw conditioning procedure

Freezing was achieved by floating 100 mm diameter copper-bottomed containers of waste activated sludge on a subfreezing glycerol bath located in cold room. Bath temperature (−10, −15, −20 and −25°C) was controlled by changing the temperature of the cold room for 36 h. The container was capped with insulation to inhibit freezing from the top down, and rigid insulation was placed around the container to insulate the sides and provide buoyancy. Thaw process was done in room temperature during 10 h. In order to investigate the dewaterability of treated sludge after freezing and thawing,

SRF was measured by vacuum filtration process. In brief, a treated sludge sample (100 mL) was poured into a 9 cm standard Buchner funnel equipped with pre-wetted filter paper (1.2 μm glass fiber filter), and vacuumed for 20 min with a constant vacuum pressure of 50 kPa. The filtrate volume and the filtration time were recorded. Also, the filter paper was analyzed to measure the water content of the trapped sludge cake in the filter²¹. By plotting a straight line of filtrate volume vs. time/volume, SRF value can be calculated as slope of the line and computed by equation 5²²:

$$\frac{t}{v} \left(\frac{\mu r w}{2A^2 P} \right) v + \frac{\mu R_f}{AP} \quad (5)$$

where, r is specific resistance to filtration (m/kg), P is vacuum pressure of filtration (N/m²), μ is viscosity of filtrate (normally taken as that of water at filtrate temperature) (Ns/m²), V is volume of filtrate (m³), t is filtration time (sec), w is weight of dry solids per volume of filtrate (kg/m³) A is area of the filter paper (m²) and R_f is resistance of filter medium (1/m).

Electro-Fenton procedure

A 1 L cubic glass box with four iron plates in bipolar mode was used as an electro-Fenton reactor to study the enhancement of the dewaterability of WAS. Each plate (3×15 cm, thickness of 3 mm) was connected parallel to negative or positive polar of a DC power supply (Model: PS 303D) with variable current intensities (0–3.5A).

For each run, 0.6 L of waste activated sludge was introduced in the reactor. The solution was also magnetically stirred during experiment and reaction temperature was kept at 26–28°C. pH of solution was continuously monitored and adjusted to desired value with 0.5 N H₂SO₄ every 5 min where the volume of acid was less than 3 mL. All experiments were conducted in batch mode.

Electro-Fenton process was initiated by passing electrical current through iron electrodes which were immersed inside WAS and followed by addition of H₂O₂ to the reactor. Operational parameters including pH (2 to 5), current intensity (0.5 to 3.2 A), reaction time (10 to 60 min) and H₂O₂ dosages (20 to 100 mg/L) were studied consecutively according to one factor at the time experimental design. After each run, SRF was measured based on the vacuum filtration method^{22, 23, 24}.

Analytical methods

Protein concentration

According to Bradford method, the Bradford indicator was prepared in 0 to 50 mg/L. 0.2 mL of each concentration was poured in test tubes and added 5 mL Bradford indicator. After 15 min, the released EPS and protein dosage in sludge supernatant were determined via a T6 UV-visible spectrophotometer (PGeneral, China). The Coomassie Brilliant Blue G-250 approach with BSA as standard was used to find the concentration of protein at 595 nm²³.

Polysaccharide concentration

According to phenol sulfuric acid method, firstly glucose stock solution (commonly standard material for phenol sulfuric acid method) was prepared and diluted with

different ratios to obtain 0 to 100 mg/L concentration solutions. 0.5 mL of each solution was poured in test tubes and 0.5 mL phenol solution 5% W/V and 2.5 mL sulfuric acid 98% was added to each tube. After 10 min, the amount of polysaccharides was determined using phenol–sulfuric acid method via glucose as standard and measurement of its absorbance at 490 nm²⁴.

RESULT AND DISCUSSION

Characteristics of raw waste activated sludge were determined in triplicate and the average values are represented in Table 1.

Table 1. Characteristics of raw waste activated sludge

Parameter	Value
pH	6.48
TS [mg/L]	312300
TSS [mg/L]	11100
SVI [mL/mg]	81
Supernatant COD [mg/L]	480
Dissolved iron [mg/L]	0.3
SRF [m/kg]	$0.61 \cdot 10^{12}$

Effect of freezing temperature on sludge dewatering

After freeze/thaw conditioning, the structure of sludge floc was changed and became more condensed^{25, 26}. Increasing floc size caused an improvement in sludge filterability and settling ability²⁷. In comparison with SRF value of raw sludge, freeze/thaw conditioning substantially reduced SRF value of treated sludge samples. During freeze/thaw conditioning, sludge dewaterability was increased after 36 h. Freezing rate is an important factor in improvement of freeze/thaw process efficiency. Slow freezing rate led to the considerable enhancement in sludge dewatering^{28, 27, 29}. Decreasing freezing temperature is dealing with an enhancement in freezing rate, thus SRF values of conditioned sludge samples at -10 , -15 , -20 and -25°C were respectively 2.8×10^6 , 9.8×10^6 , 1.5×10^7 and 1.08×10^8 ($\text{m} \cdot \text{kg}^{-1}$)³⁰ and the lowest SRF values were observed at -10°C ; as Tuan and Ormeci reported that low freezing rates caused better sludge dewatering^{14, 16}. Figure 1a shows SRF values of different freezing temperatures. Figure 1b shows protein and polysaccharide concentrations in various freezing

temperatures. When freezing temperature decreased, protein and polysaccharide concentrations witnessed an increase in sludge supernatant consequently.

Sludge dewatering through electro-Fenton process

Effect of pH

The effect of pH on SRF values is illustrated in Figure 2a. All samples were tested in constant operational conditions ($I = 0.5\text{A}$, $t = 20$ min, $\text{H}_2\text{O}_2 = 30$ mg/L). As shown in Figure 2a, SRF values in solution pH 2, 3, 4 and 5 were 7.34×10^{11} , 7.3×10^{13} , 7.4×10^{13} and 9×10^{13} m/kg, respectively. By reducing acidity, SRF values witnessed a considerable increase. Results showed that $\text{pH} < 3$ caused significant improvement in sludge dewatering; so the lowest SRF were observed at $\text{pH} = 2$. As pH is a key parameter during Fenton reaction, in acidic solution, iron acts as a catalyst and resulting in decomposition of H_2O_2 and formation of hydroxyl radicals. On the other hand, ferric ions tend to formation of ferric hydroxide at higher pH ($\text{pH} > 4$), precipitated which cannot return to Fe^{2+} leading to the reduction of Fenton oxidation efficiency^{31, 32}. Also, low pH levels lead to the separation of EPS from the sludge particles and destruction of this material. These changes decrease bonded water and the stability of cell microorganisms increased flock size and sludge filtration. These phenomena improve sludge compressibility and reduce SRF values^{20, 33}. Rusong Mo and Wang reported that the reduction peak of SRF and highest dry content of sludge cake were happened in pH range of 2 to 3^{34, 35}. Protein and polysaccharide concentrations during Fenton reaction are illustrated in Figure 2b. According to the figure, protein and polysaccharide concentrations in pH 2, 3, 4 and 5 were 0.38, 2.46, 4.1, 6.1 and 0.42, 1.5, 2.1, 3.48 mg/L, respectively. Because of reducing acidity in electro-Fenton reaction, EPS isolated from the bacterial cell was dissolved and protein and polysaccharide concentrations in sludge supernatant were increased and dewaterability was decreased^{36, 37}.

Effect of current intensity

The effect of different current intensities (0.5 to 3.2 A) on sludge dewatering was shown in Figure 3a. All

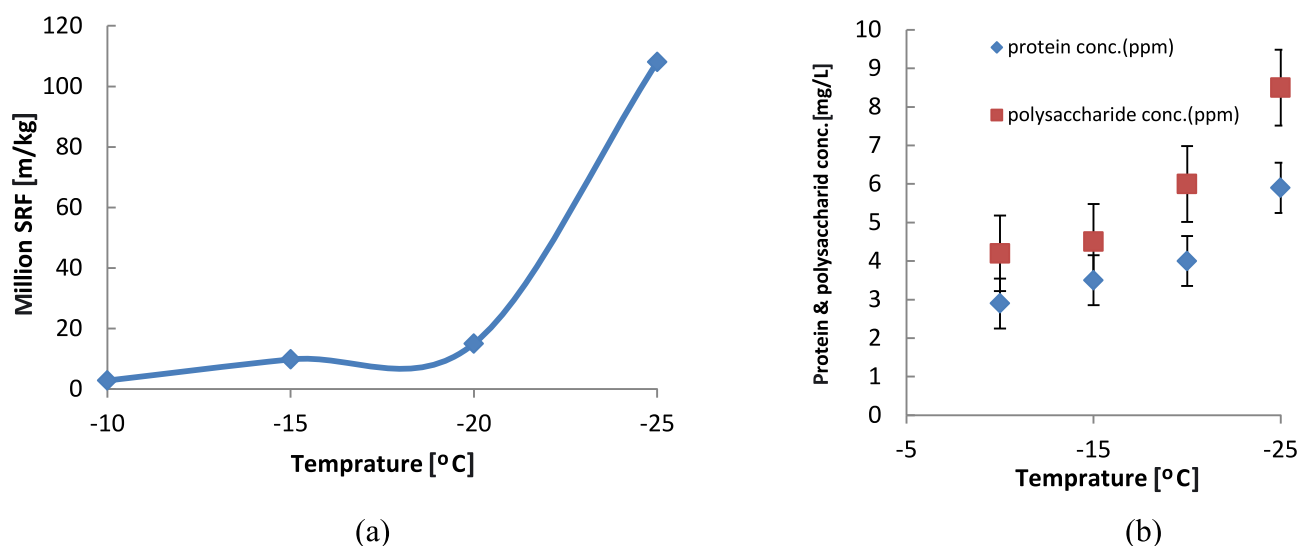


Figure 1. Effect of freezing temperatures on a) SRF and b) Protein and polysaccharide concentration

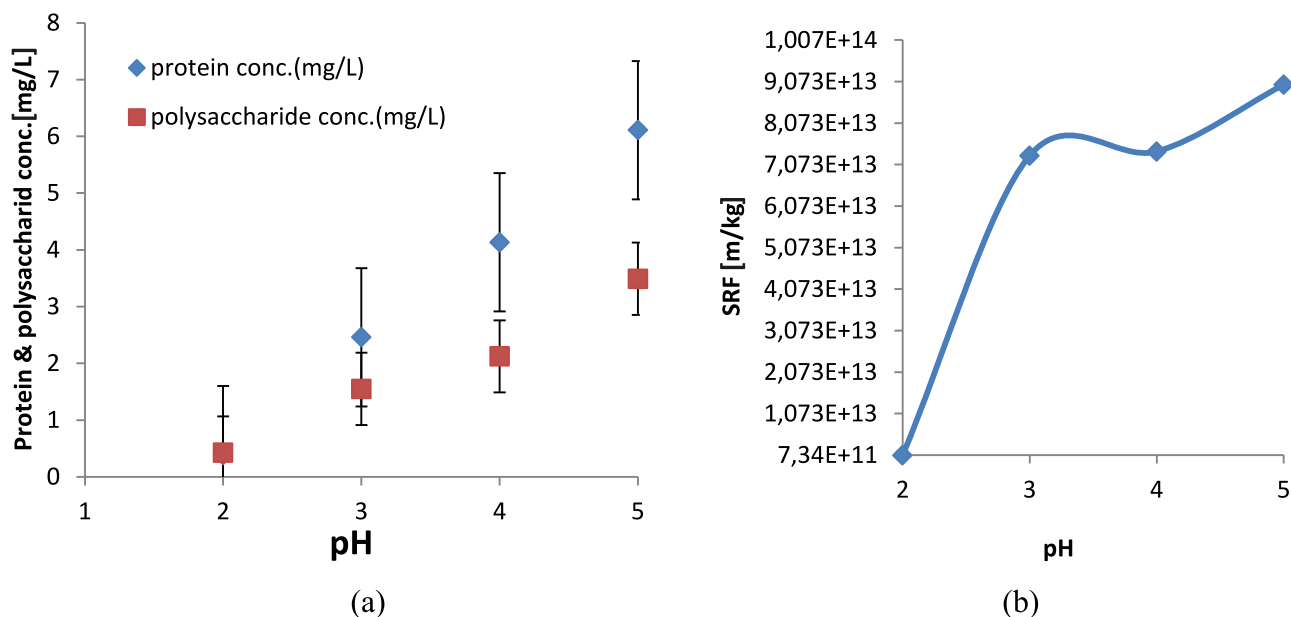


Figure 2. Effect of pHs on a) SRF and b) protein and polysaccharide concentrations. ($I = 0.5$ A, $t = 20$ min, $H_2O_2 = 30$ mg/L)

samples were analyzed in constant operational conditions ($pH = 2$, $t = 20$ min, $H_2O_2 = 30$ mg/L). Accordingly, SRF values in current intensities of 0.5, 1, 2, 3 and 3.2 A were 1×10^5 , 6.1×10^4 , 9.31×10^5 , 9.5×10^5 and 1×10^6 m/kg, respectively. By increasing current intensity from 0.5 to 1 A, SRF values were reduced and then followed by an enhancement with increasing current intensity to above 1 A. Electro-Fenton process, in low current intensities and voltages, led to decomposition of some organic materials and consequently releasing intracellular water. But, increasing current intensity and voltage caused destruction of bacterial cell walls and sludge flocs and their size becomes smaller and created many fine particles in sludge matrices and caused a reduction in sludge dewaterability³⁸. It has been hypothesized that current intensity increased ferrous ion production. According to equation 6, excessive ferrous ions may react with hydroxide radicals and decrease process efficiency³⁹.

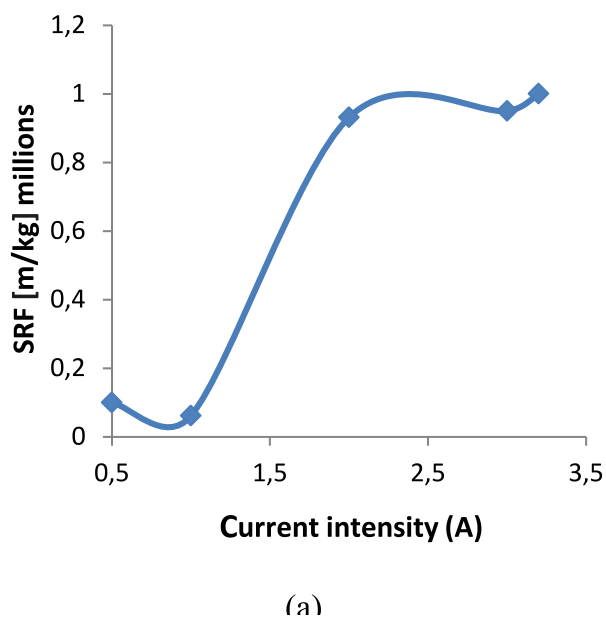
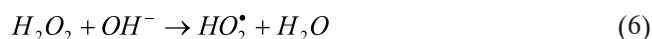


Figure 3b shows the obtained protein and polysaccharide concentrations in different current intensities. According to the Figure, with an enhancement in current intensity from 0.5 to 3.2 A, protein and polysaccharide concentrations were increased from 0 to 5.8 mg/L and 1.1 to 5.8 mg/L, respectively. When current intensity increased, the bacterial cell was destructed and their intracellular substances was poured out. Consequently, protein and polysaccharide concentrations were increased in supernatant⁴⁰. This fact is in line with the findings of previous research reported by Gharibi et al. (2012) and Yuan et al. (2011)^{36, 40}.

Effect of reaction time

Figure 4a illustrates the results of SRF values in various reaction times (10 to 60 min). All samples were tested in constant experimental conditions ($pH = 2$, $I = 1$ A, $H_2O_2 = 30$ mg/L). As shown in figure, SRF values were respectively 2.07×10^5 , 6.1×10^4 , 7.2×10^5 , 1.02×10^6 and 1.4×10^6 m/kg during 10 to 60 min. The lowest SRF value

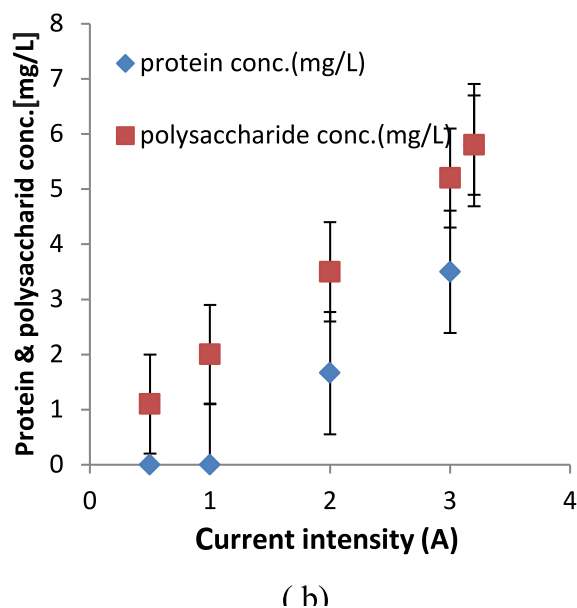


Figure 3. Effect of current intensity on a) SRF and b) protein and polysaccharide concentrations. ($pH = 2$, $t = 20$ min, $H_2O_2 = 30$ mg/L)

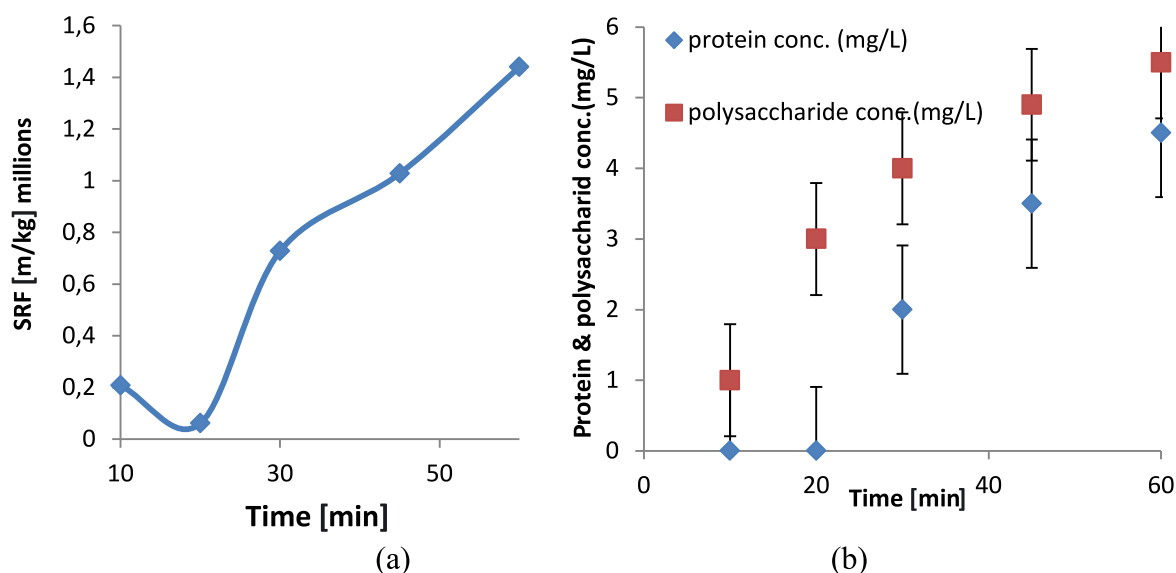


Figure 4. Effect of reaction times on a) SRF and b) protein and polysaccharide concentrations. (pH = 2, I = 1 A, H₂O₂ = 30 mg/L)

Table 2. Chemical features of raw activated sludge

Parameter	Value
pH	6.48
TS [mg/L]	312300
TSS [mg/L]	11100
SVI [mL/mg]	81
Supernatant COD [mg/L]	480
Dissolved iron [mg/L]	0.3
SRF [m/kg]	0.61 * 10 ¹²

was obtained at 20 min contact time. According to the obtained results, sludge dewaterability was improved for 20 min reaction time and SRF value was increased with increasing reaction time. Since electro-Fenton process efficiency depends on reaction time and duration of exposure to electric current, this period should not be either extremely short or long. Furthermore, electro-Fenton process efficiency decreased in long reaction time because of the fact that flocs destroyed with increasing reaction time above 20 min and created many fine particles in sludge matrices. These phenomena caused difficulties in sludge dewaterability⁴¹.

According to Figure 4b, the protein and polysaccharide concentrations were increased by increasing reaction time from 10 to 60 min. Bacterial cell wall destruction and sludge floc disintegration were increased with increasing reaction time. Thereupon, intracellular and extracellular biopolymers such as proteins and polysaccharides were released into the soluble phase. The protein and polysaccharide concentrations in sludge supernatant were increased. While sludge flocs were smaller and sludge viscosity experienced an increasing trend. So, dewaterability of sludge became worse^{36, 37, 41, 40, 42}.

EFFECT OF H₂O₂ DOSAGE

According to Figure 5a, SRF values decreased from 4×10^5 to 6.1×10^4 m/kg by increasing H₂O₂ dosage from 0 to 30 mg/L. Also SRF increased from 6.1×10^4 to 3.95×10^5 m/kg by increasing H₂O₂ dosage from 30 to 100 mg/L. Therefore the lowest SRF value was obtained at H₂O₂ concentration of 30 mg/L which was best condition for sludge dewatering. According to Fenton reaction, the hydroxyl radicals increased by increasing hydrogen

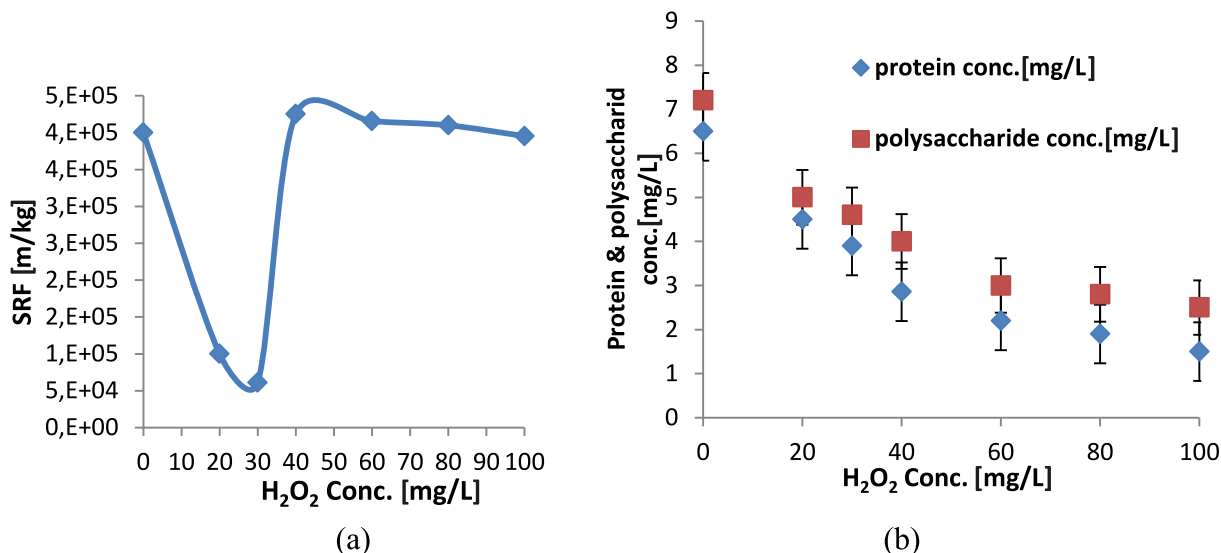
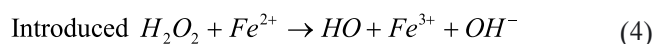


Figure 5. Effect of H₂O₂ concentration on a) SRF and b) protein and polysaccharide concentration. (pH = 2, I = 1 A, t = 20 min)

peroxide concentration³⁹. These radicals caused EPS destruction and decreasing sludge bonded water which increased sludge flocculation and flock size. Also, the hydroxyl radicals degraded sludge organic matter to CO₂, H₂O and inorganic salts and improved dewaterability and sludge filtration³. On the other hand, by increasing H₂O₂ dosage above 30 mg/L, SRF values increased to 3.95×10⁶ m/kg and also a decrease was happened in sludge dewatering. Because of high values of hydrogen peroxide, hydroxyl radicals reacted with H₂O₂ (Eq. 4) and prevented the main reaction between organic materials and hydroxyl radicals³⁹.



Protein and polysaccharide concentrations are shown in Figure 5b. Accordingly, protein and polysaccharide concentrations, in different H₂O₂ concentrations, were 6.5, 4.5, 3.9, 2.86, 2.2, 1.9, 1.5 mg/L and 7.2, 5, 4.6, 4, 3, 2.8, 2.5 mg/L, respectively. Protein and polysaccharide concentrations decreased with increasing H₂O₂ dosage which may be derived from the oxidation of extracellular polymeric materials in the presence of H₂O₂.

CONCLUSION

Waste activated sludge management is a costly stage in wastewater treatment plants. Indeed, the application of sludge conditioning process to enhance dewaterability has attracted a great attention in last decades. The obtained results of experiments showed that a sequence of freezing (−10°C)/ thawing (room temperature)/ electro-Fenton (pH = 2, current intensity = 1 A, reaction time = 20 min and H₂O₂ dosage = 30 mg/L) was the optimum conditions for best dewaterability enhancement. Electro-Fenton process is a promising technique to enhance dewaterability, due to the onsite generation of iron.

ACKNOWLEDGEMENT

This work was a part of a funded M.S. thesis of Narjes Shah Heidar. The financial resources of this research were provided by the Environmental Technologies Research Center, Ahvaz Jundishapur University of Medical Sciences (Grant No. ETRC-9312).

LITERATURE CITED

- Xinghong Zhang, H.L., Kai, Chen, Zhang, Liu, Han, Wu & Haiyi, Liang. (2012). Effect of potassium ferrate(K₂FeO₄) on sludge dewaterability under different pH conditions. *Chem. Eng. J.* 210, 467–474. DOI: 10.1016/j.cej.2012.09.013.
- A.T. Pham, M.S. & Virkutyte, J. (2010). Sludge dewatering by sand-drying bed coupled with electro-dewatering at various potentials. *Int. J. Min. Reclam. Environ.* 24, 151–162. DOI: 10.1080/17480930903132620.
- Elisabeth Neyens, J.B., Raf, Dewil & Bart, De Heyder. (2004). Advanced sludge treatment affects extracellular polymeric substances to improve activated sludge dewatering. *J. Hazard. Mater.* 106, 83–92. DOI: 10.1016/j.jhazmat.2003.11.014.
- L.H. Mikkelsen, K.K. (2002). Physico-chemical characteristics of full scale sewage sludge with implications to dewatering. *Water Res.* 36, 2451–2462. DOI: 10.1016/S0043-1354(01)00477-8.
- G.P. Sheng, H.Q.Y. & Li, X.Y. (2010). Extracellular polymeric substances (EPS) of microbial aggregates in biological wastewater treatment systems: a review. *Biotechnology Adv.* 28, 882–894. DOI: 10.1016/j.biotechadv.2010.08.001.
- W.W. Li, H.Q.Y. (2014). Insight into the roles of microbial extracellular polymer substances in metal bio sorption. *Bio Res. Technol.* 160, 15–23. DOI: 10.1016/j.biortech.2013.11.074.
- J.H. Bruus, P.H.N. & Keiding, K. (1992). on the stability of activated – sludge flocks with implications to dewatering. *Water Res.* 26, 1597–1604. DOI: 10.1016/0043-1354(92)90159-2.
- X.M. Liu, G.P.S., H.W. Luo, F. Zhang, S.J. Yuan, J. Xu, R.J. Zeng, J.G., Wu. & H.Q. Yu. (2010). Contribution of extracellular polymeric substances (EPS) to the sludge aggregation. *Environ. Sci. Technol.* 44, 4355–4360. DOI: 10.1021/es9016766.
- Dong-Qin, He, L.F.W., Hong Jiang & Han-Qing Yu. (2015). A Fenton-like process for the enhanced activated sludge dewatering. *Chem. Eng. J.* 272, 128–134. DOI: 10.1016/j.cej.2015.03.034.
- Huan Liu, J.Y., Yafei Shi, Ye Li, Shu He, Changzhu Yang. & Hong Yao. (2012). Conditioning of sewage sludge by Fenton's reagent combined with skeleton builders. *Chemosphere.* 88, 235–239. DOI: 10.1016/j.chemosphere.2012.02.084.
- Izrail, S. & Turovskiy P.K.M. (2006). *Wastewater sludge processing*, John Wiley & Sons, Inc., Hoboken, New Jersey.
- Kakii, K., Kitamura, S., Shirakashi, T. & Kuriyama, M. (1985). Effect of calcium ion on sludge characteristics. *Ferment Technol.* 63, 263.
- Eriksson L.a.A., B. (1991). Characterization of activated sludge and conditioning with cationic polyelectrolytes. *Wat.Sci. Tech.* 28, 203. DOI: 10.1016/j.desal.2007.07.016.
- Ormeci, B. (2004). Freeze-Thaw Conditioning of Activated Sludge: effect of Monovalent, Divalent, and Trivalent Cations. *J. Resid. Sci. Tech.* 3, 143–150. DOI: 1544-8053/04/03.
- B. Ormeci, P.A.V. (2001). Effect of dissolved organic material and cations on freeze-thaw conditioning of activated and alum sludges. *Water Res.* 35, 4299–4306. DOI: 10.1016/S0043-1354(01)00174-9.
- MS, P.A.T. (2010). Effect of freeze/thaw conditions, polyelectrolyte addition, and sludge loading on sludge electro-dewatering process. *Chem. Eng. J.* 164, 85–91. DOI: 10.1016/j.cej.2010.08.028
- Esmali, R., Hassani, A., Eslami, A., Moghadam, M.A. & Safari A. (2011). Di-(2-Ethylhexyl) Phthalate oxidative degradation by Fenton process in synthetic and real petrochemical wastewater. *Iranian. J. Environ. Health Sci. Eng.* 8(3), 201. DOI: 10.1007/s11270-008-9903-9.
- Jaafarzadeh, N., Amiri, H. & Ahmadi, M. (2012). Factorial experimental design application in odification of volcanic ash as a natural adsorbent with Fenton process for arsenic removal. *Environ Technol.* 33(2), 159–165. DOI: 10.1080/09593330.2011.554887.
- Ahmadi, M., Amiri, H. & Martínez, S.S. (2012). Treatment of phenol-formaldehyde resin manufacturing wastewater by the electrocoagulation process. *Desalin Water Treat* 39(1–3), 176–181. DOI: 10.1080/19443994.2012.669172.
- Jaafarzadeh, N., Ghanbari, F., Ahmadi, M. & Omidinasab, M. (2017). Efficient integrated processes for pulp and paper wastewater treatment and phytotoxicity reduction: permanganate, electro-fenton and Co₃O₄/UV/peroxymonosulfate. *Chem. Eng. J.* 308, 142–150. DOI: 10.1016/j.cej.2016.09.015.
- APHA. (2005). *Standard Methods for the Examination of Water & Wastewater* (21 th ed). Am. Public Health Association, Washington DC.
- Shihab, M.S. (2010). Assessment of using chemical coagulants and effective microorganisms in sludge dewaterability process improvement. *Environ. Sci. Technol.* 3, 35–46. DOI: 10.3923/jest.2010.35.46.
- J. Kruger, N. (1994). The Bradford method for protein quantitation. *Basic protein and peptide protocols.* 9–15. DOI: 10.1385/0-89603-268-X:9.
- Tatsuya Masukoa, A.M., Norimasa Iwasaki, Tokifumi Majima, Shin-Ichiro Nishimura & Yuan C. Lee. (2005). Carbohydrate analysis by a phenol-sulfuric acid method in micro

plate format. *Anal. Biochem.* 339, 69–72. DOI: 10.1016/j.ab.2004.12.001.

25. P.A. Vesilind, S.W. & Martel, C.J. (1991). Freeze–thaw sludge conditioning and double layer compression. *Can. J. Civ. Eng.* 18, 1078–1083. DOI: 1139/191-130.

26. T.D. Pham, R.A.S., Virkutyte, J. & Sillanpa, M. (2009). Combined ultra-sonication and electro kinetic remediation for persistent organic removal from contaminated kaolin. *Electrochim. Acta.* 54, 1403–1407. DOI: 10.1016/j.electacta.2008.09.015.

27. D.J. Lee, Y.H.H. (1994). Fast freeze/thaw treatment on activated sludge: floc structure and sludge dewaterability. *Environ. Sci. Technol.* 28, 1444–1449. DOI: 10.1021/es00057a011.

28. W.T. Hung, I.L.C., W.W. Lin. & D.J. Lee. (1996). Unidirectional freezing of waste activated sludge: effects of freezing speed. *Environ. Sci. Technol.* 30, 2391–2396. DOI: 10.1021/es950889x.

29. P.A. Vesilind, C.J.M. (1990). Freezing of water and wastewater sludges. *Environ. Eng. Manag.* 116, 854–862. DOI: 10.1061/(ASCE)0733-9372(1990)116:5(854).

30. Pham-Anh, Tuana, M.S. (2010). Effect of freeze/thaw conditions, polyelectrolyte addition, and sludge loading on sludge electro-dewatering process. *Chem. Eng. J.* 164, 85–91. DOI: 10.1016/j.cej.2010.08.028.

31. Xun-an Ning, HC J.W., Yujie Wang, Jingyong Liu & Meiqing Lin. (2014). Effects of ultrasound assisted Fenton treatment on textile dyeing sludge structure and dewaterability. *Chem. Eng. J.* 242, 102–108. DOI: 10.1016/j.cej.2013.12.064

32. Chih-Ta Wang, W.L.C. M.H.C. & Yi-Ming Kuo. (2010). COD removal from real dyeing wastewater by electro-Fenton technology using an activated carbon fiber cathode. *Desalination.* 253, 129–134. DOI: 10.1016/j.desal.2009.11.020.

33. Neyens, E. B.J. W.M. & De heyder, B. (2003). Pilot-scale peroxidation (H₂O₂) of sewage sludge. *J. Hazard. Mater.* 98, 91–106. DOI: 10.1016/S0304-3894(02)00287-X.

34. Rusong, Mo S.H. W.D., Jialin Liang & Shuiyu Sun. (2015). A rapid Fenton treatment technique for sewage sludge dewatering. *Chem. Eng. J.* 269, 391–398. DOI: 10.1016/j.cej.2015.02.001.

35. Tatsuya Masukoa, AM N.I., Tokifumi Majima & Shin-Ichiro Nishimura, Y.L. (2005). Carbohydrate analysis by a phenol–sulfuric acid method in micro plate format. *Anal. Biochem.* 339, 69–72. DOI: 10.1016/j.ab.2004.12.001.

36. Hai-ping Yuan XfY C.f.Y. & Nan-wen Zhu. (2011). Enhancement of waste activated sludge dewaterability by electro-chemical pretreatment. *J. Hazard. Mater.* 187, 82–88. DOI: 10.1016/j.jhazmat.2010.12.106.

37. Hai-ping Yuan Xbc S.p.C., Nan-wen Zhu & Zhen-ying Zhou. (2011). New sludge pretreatment method to improve dewaterability of waste activated sludge. *Bioresour. Technol.* 102, 5659–5664. DOI: 10.1021/es1000209.

38. Pham, A.T. (2010). sewage sludge electro dewatering. *Int. J. Min. Reclam. Environ.* 24, 151–162. DOI: 10.1080/07373937.2012.654874.

39. Eslami, A., Moradi, M., Ghanbari, F. & Raei Shaktaee, H. (2013). Study on Performance of Electro-Fenton for Color Removal from Real Textile Wastewater Based on ADMI. *Color Sci. Technol.* 7, 173–180.

40. Gharibi, H., Sowlat, M.H., Mahvi, A.H., Keshavarz, M., Safari, M.H., Bahram Abadi, M. & Alijanzadeh, A. (2012). Performance evaluation of a bipolar electrolysis/electrocoagulation (EL/EC) reactor to enhance the sludge dewaterability. *Chemosphere.* 69, 1–8. DOI: 10.1016/j.chemosphere.2012.09.069.

41. P-ATSMI P. (2012). Sewage Sludge Electro-Dewatering Treatment-A review. *Drying Technol.* 30, 691–706. DOI: 10.1080/07373937.2012.654874.

42. Haiping, Yuan NZ L.S. (2010). Conditioning of sewage sludge with electrolysis: Effectiveness and optimizing study to improve dewaterability. *Bioresour. Technol.* 101, 4285–4290. DOI: 10.1016/j.biortech.2009.12.147.