

Received 30.01.2017
Reviewed 13.04.2017
Accepted 16.05.2017A – study design
B – data collection
C – statistical analysis
D – data interpretation
E – manuscript preparation
F – literature search

Studying the effect of a variation in the main parameters on stability of homogeneous earth dams using design experiment

Rida LAKEHAL^{ABCDEF} ✉, Lakhdar DJEMILI^{AD}Badji Mokhtar University, Department of Hydraulic, Annaba, BP 12, 23000, Algeria; e-mail: lakehal@hotmail.fr,
lakhdardjemili@hotmail.com**For citation:** Lakehal R., Djemili L. 2017. Studying the effect of a variation in the main parameters on stability of homogeneous earth dams using design experiment. *Journal of Water and Land Development*. No. 34 p. 173–179. DOI: 10.1515/jwld-2017-0051.

Abstract

Deterministic approaches such as the limit equilibrium method (LEM) especially Bishop modified method has been traditionally used to evaluate the stability of embankment dams. However, the uncertainty associated with the material properties necessitates the use of the probabilistic method to account the sensitivity of this uncertainty on the response of the deterministic approaches. In this study, the authors propose the application of design experiment, especially central composite design (CCD) to determine the effects of independent uncertain parameters on the response of stability. A second-order polynomial model with cross terms is used to create an approximating function referred to as response surface for the implicit limit state surface, for which the input data were provided by stability analyses of different heights of homogeneous earth dams (10 m, 20 m, and 30 m) with a depth ratio of $DH = 1.5$ and a circular slip surface using the Bishop modified limit equilibrium method. The proposed models obtained from this application represent higher prediction accuracy. The study of the effect of geotechnical parameters (material properties of embankment) on safety factor show the importance of individual factors in level of linear effect with a positive effect of c' or ϕ' and a negative effect of H , γ_d , γ_{sat} and significant influence of two-factors interaction, the effect of c' highly dependent on H , β , γ_d and ϕ' . Moreover, the effect of ϕ' is dependent on the values of H and β . Lastly, the optimization of safety factor with respect to the range of values of material properties was made, and two failures modes are discussed which are (ϕ' , c' reduction and γ_d increase).

Key words: *design experiment, homogeneous earth dam, safety factor, stability analysis*

INTRODUCTION

The limit equilibrium method is the most popular approach in slope stability analysis. This method is well known to be a statically indeterminate problem, and assumptions on the inter-slice shear forces are required to make the problem statically determinate. Based on the assumptions of the internal forces and force and moment equilibrium, there are more than ten methods developed for slope stability analysis. The famous methods include those by FELLENIUS

[1936], JANBU [1954], BISHOP [1955] and JANBU [1973]. In recent years, because the uncertainty associated with stability analysis especially material properties the using of the probabilistic approaches is required to account the sensitivity of this uncertainty on the response of the deterministic approaches. Accordingly, many studies have been taken to develop a probabilistic slope stability analysis that deal with the uncertainties of soil properties in systematic way [ALONSO 1976; CHENG *et al.* 2008; DE MELLO 1977].

WONG [1985] performed reliability analysis of soil slopes using response surfaces method (RSM). HUMPHREYS and ARMSTRONG [1993] analysed a slope stability problem using results of finite difference method and regression analysis. TANDJIRIA *et al.* [2000] used response surface method for reliability analysis of laterally loaded piles. SIVAKUMAR BABU and SRIVASTAVA [2007] presented a study on the analysis of allowable bearing pressures on shallow foundation using response surface method. In many practical probabilistic problems, the response function is not known explicitly. Instead, it may be known only implicitly through a numerical procedure. Therefore, the failure domain only can be found through repeated point by point numerical analyses with different input values. To reduce the computational effort required for the probabilistic analyses, a response surface that approximate the limit state function through polynomial regression for the results of several selected simulations is needed. KOSTIĆ *et al.* [2016] presented new approach to approximate the limit state function for the stability analysis using Box–Behnken statistical design integrate with limit equilibrium methods (LEM).

In the current study the procedure for probabilistic analysis of the stability of homogenous earth dam is proposed using design experiments. The limit state surface function of safety factor was conducted by central composite design (CCD) technics based on the limit equilibrium method (LEM) especially Bishop modified method using the commercial software GEOSTAB [GEOS 2004]. The data sets used for the construction of response surface are obtained from stability analyses of six cases of homogeneous earth dams situated in eastern Algeria. The primary objective of this study is to determine the effect of geotechnical parameters (material proprieties of embankment) on the safety factor of homogeneous earth dams with known geometric designs [TERZAGHI, PECK 1965]. Finally, discussion of the obtained results and main conclusions are given for taken account in other researches in this field.

METHODS AND MATERIALS

LIMIT EQUILIBRIUM METHOD (MODIFIED BISHOP'S METHOD)

BISHOP [1955] made a more reasonable assumption on the side forces by assuming that the shear forces on the side of each slice are zero. Although this assumption is only an approximation to the truth, it is much better than the assumption used in the ordinary method of slice [ALONSO 1976; HAMMURI *et al.* 2008; USACE 2003]. The resulting method based on this assumption is called the modified Bishop's method or the simplified Bishop's method. For a homogenous soil slope, the slope failure is dominated by the deterministic critical slip surface because the factors of

safety F_s of other slip surfaces are highly correlated with the F_s of the deterministic critical slip surface.

DESIGN EXPERIMENT (CENTRAL COMPOSITE DESIGN – CCD)

In statistics, a central composite design is an experimental design, useful in response surface methodology, for building models, evaluating the effects of factors and searching for the optimum conditions for the response variable without needing to use a complete three-level factorial experiment; this technique has been successfully used in slope stability analysis. A prior knowledge and understanding of the process and the process variables under investigation are necessary for achieving a more realistic model. In this study, CCD is performed to estimate the performance function of the quadratic model for optimizing the process. The independent variables are transformed into code level range from -1 to $+1$ interval where the low and high levels code as -1 and $+1$, respectively. The axial points are located at the value of $+a$ and $-a$ where a is the distance of the axial point from the centre and performs the design rotatable in this study we use the characteristic of face centered star point, the centre points coded as 0. In this study a $2^{(m)} + 2^*(m)$, two levels; (m) variable were used, for two variables, the model obtained was expressed as follows:

$$Y = a_0 + a_1X_1 + a_2X_2 + a_{11}X_{11}^2 + a_{22}X_{22}^2 + a_{12}X_{12} \quad (1)$$

where: Y = the measured response, a_0 = the intercept term, a_1, a_2 = linear coefficients, a_{12} = the logarithmic coefficient, a_{11}, a_{22} = quadratic coefficients, X_1, X_2 = coded independent variables.

The statistical analysis of the model was performed in the form of Analysis of Variance (ANOVA).

LONG-TERM STABILITY ANALYSIS AND DESIGN EXPERIMENT

In the eastern of Algeria, the construction of homogeneous earth dams increased in last years, especially in areas dominated by agriculture. By considering the questions of security, it is absolutely necessary to study their stability in the various cases of loading especially in long-term case [LAKEHAL *et al.* 2011].

Limit equilibrium method (modified Bishop's method) linking with design experiment (central composite design), was applied to estimate the effect of main geotechnical parameters on safety factor of homogenous earth dams with a geometric designs of a different heights and slope angle (10 m, $\beta = 22^\circ$), (20 m, $\beta = 18^\circ$), (30 m, $\beta = 16^\circ$) – Table 1 [TERZAGHI, PECK 1965]. The thickness of foundation in the site of study is varied between 5 m at 15 m, we take the values of 5, 10 and 15 m for three profile of embankments respectively in which the depth to bedrock DH equal 1.5 in this study. Figure 1 shows the profile type

Table 1. Design experiment of 4 factors (geotechnical parameters with differents geometric designs), $2^{(4)}+2*(4)$ central composite design, runs = 27

Runs	Block	c'	φ'	γ_d	γ_{sat}	F_s		
						$H = 10 \text{ m}, \beta = 22^\circ$	$H = 20 \text{ m}, \beta = 18^\circ$	$H = 30 \text{ m}, \beta = 16^\circ$
4	1	12.00000	20.00000	19.20000	21.20000	1.758	1.463	1.419
8	1	30.00000	20.00000	19.20000	20.00000	1.967	1.591	1.525
14	2	30.00000	11.00000	16.20000	21.20000	1.937	1.453	1.352
16	2	30.00000	20.00000	16.20000	20.00000	2.088	1.619	1.524
13	2	12.00000	20.00000	19.20000	20.00000	1.768	1.478	1.440
26	3	21.00000	16.16000	17.60000	20.00000	1.852	1.465	1.395
6	1	30.00000	11.00000	19.20000	21.20000	1.811	1.420	1.339
10	2	12.00000	11.00000	16.20000	20.00000	1.479	1.282	1.188
1	1	12.00000	11.00000	16.20000	21.20000	1.479	1.282	1.185
11	2	12.00000	11.00000	19.20000	21.20000	1.364	1.188	1.132
27 (C)	3	21.00000	16.16000	17.60000	20.78300	1.859	1.473	1.403
24	3	21.00000	16.16000	19.20000	20.78300	1.799	1.460	1.402
21	3	21.00000	11.00000	17.60000	20.78300	1.767	1.378	1.292
12	2	12.00000	20.00000	16.20000	21.20000	1.861	1.481	1.415
18 (C)	2	21.00000	16.16000	17.60000	20.78300	1.859	1.473	1.403
3	1	12.00000	20.00000	16.20000	20.00000	1.881	1.502	1.438
23	3	21.00000	16.16000	16.20000	20.78300	1.915	1.486	1.404
17	2	30.00000	20.00000	19.20000	21.20000	1.948	1.568	1.496
19	3	12.00000	16.16000	17.60000	20.78300	1.675	1.407	1.352
25	3	21.00000	16.16000	17.60000	20.00000	1.873	1.488	1.419
7	1	30.00000	20.00000	16.20000	21.20000	2.057	1.588	1.493
15	2	30.00000	11.00000	19.20000	20.00000	1.817	1.441	1.361
9 (C)	1	21.00000	16.16000	17.60000	20.78300	1.859	1.473	1.403
5	1	30.00000	11.00000	16.20000	20.00000	1.962	1.481	1.377
2	1	12.00000	11.00000	19.20000	20.00000	1.364	1.188	1.135
22	3	21.00000	20.00000	17.60000	20.78300	1.924	1.538	1.468
20	3	30.00000	16.16000	17.60000	20.78300	1.963	1.537	1.448

Explanations: c' = cohesion (kPa), φ' = friction angle ($^\circ$), γ_d = dry density ($\text{kN}\cdot\text{m}^{-3}$), γ_{sat} = saturated density ($\text{kN}\cdot\text{m}^{-3}$), H = height, β = slope angle.

Source: own study.

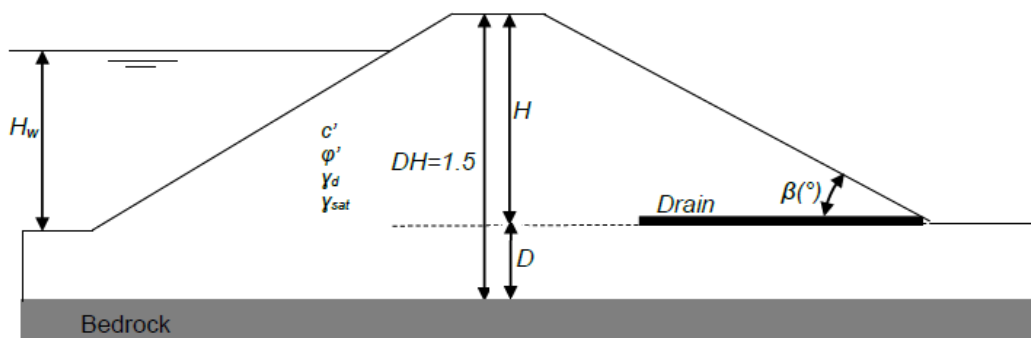


Fig. 1. Profile type of homogenous earth dam; source: own elaboration

used in the simulation process by GEOSTAB software [LAKEHAL *et al.* 2011].

In this study, a set of input and output data are prepared, and a central composite design CCD is used for developing the function of the quadratic model, the effect of variation of materials proprieties are studied witch are: cohesion (c'), friction angle (φ'), dry density (γ_d) and saturated density (γ_{sat}). All data selected for developing the function of the quadratic model are obtained from stability analyses of ten cases of homogenous earth dams situated in eastern of Algeria based on the limit equilibrium method especially Bishop modified method using the commercial software GEOSTAB 4.0.

The range values of geotechnical properties of construction materials are given in Table 2. The experimental design of the independent variables in terms the actual and coded values with height and low level are listed in Table 3.

Table 2. Range values of geotechnical properties of construction materials in eastern of Algeria

Parameter	Range
Cohesion c' , kPa	12–30
Friction angle φ' , $^\circ$	11–20
Dry density γ_d , $\text{kN}\cdot\text{m}^{-3}$	16.2–19.2
Saturated density γ_{sat} , $\text{kN}\cdot\text{m}^{-3}$	20–21.2

Source: own study.

Table 3. Experimental design of the independent variables in terms the actual and coded values

Parameter	Actual and coded values		
	low level	centre point	high level
Variables	-1	0	+1
Cohesion c' , kPa	12	21	30
Friction angle ϕ' , °	11	16.16	20
Dry density γ_d , kN·m ⁻³	16.2	17.60	19.2
Saturated density γ_{sat} , kN·m ⁻³	20	20.783	21.2

Source: own study.

RESULTS AND DISCUSSION

In this study the problem is considered a single-layered homogenous soil slope, thus, the quadratic response surface provides a reasonably accurate estimate of slope failure probability and has a high computational efficiency [DIAN-QIANG *et al.* 2016].

The quadratic response surface equation for safety factor with respect to the original variables was expressed as follows:

$$FS_{H=10m} = 0.9 + 7.11 \cdot 10^{-2} c' - 6.6 \cdot 10^{-4} c'^2 + 6.21 \cdot 10^{-2} \phi' - 3.94 \cdot 10^{-2} \gamma_d - 1.6 \cdot 10^{-3} c' \phi'$$

$$FS_{H=20m} = 1.68 + 9.77 \cdot 10^{-3} c' + 3.61 \cdot 10^{-2} \phi' - 5 \cdot 10^{-2} \gamma_d - 1.4 \cdot 10^{-2} \gamma_{sat} - 6.42 \cdot 10^{-4} c' \phi' + 5.11 \cdot 10^{-4} c' \gamma_d + 1.62 \cdot 10^{-3} \phi' \gamma_d - 9.78 \cdot 10^{-4} \phi'^2$$

$$FS_{H=30m} = 1.14 + 1.87 \cdot 10^{-2} c' + 5.17 \cdot 10^{-2} \phi' - 2.62 \cdot 10^{-2} \gamma_d - 1.59 \cdot 10^{-2} \gamma_{sat} - 7.21 \cdot 10^{-4} c' \phi' + 1.37 \cdot 10^{-3} \phi' \gamma_d - 1.22 \cdot 10^{-3} \phi'^2$$

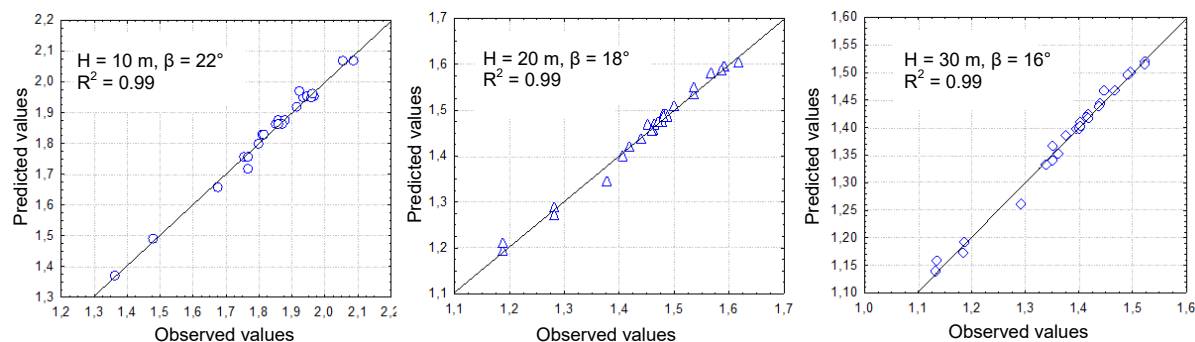


Fig. 2. Observed and predicted values from the obtained response surface models; H = height, β = slope angle, R^2 = coefficient of determination; source: own study

The accuracy of the model was further justified through analysis of variance (ANOVA). For the three response surfaces models of safety factor, their F -values of 230, 281 and 514, respectively indicate that the models were significant. The p -value is less than 0.05, indicated that the model terms were significant, values greater than 0.1 indicated that the model terms were not significant (Tab. 4).

For a dam of 10 m height and angle of inclination of slope $\beta = 22^\circ$, the cohesion c' and friction angle ϕ' and dry density γ_d were the terms of response surface model, p -value was highly significant (p -value < 0.0001). Saturated density (γ_{sat}) was not a significant model term (p -value > 0.1), this was because the lowest level of water in the reservoir was $H_w < 10$ m.

As shown in Table 4, the adjusted R coefficient was in the range of 0.987 to 0.990 and the standard deviation was 0.02 for the three response surfaces models of safety factor. The obtained R^2 value was fairly high; even close to the unity and the smaller value of standard deviation indicating that there exists a close match between the experimental and the predicted values from the obtained response surface models (Fig. 2).

Table 4. Results of ANOVA analysis of the significant terms model

Parameter	$H = 10$ m $\beta = 22^\circ$	$H = 20$ m $\beta = 18^\circ$	$H = 30$ m $\beta = 16^\circ$
	p -value		
c'	<0.0001	<0.0001	<0.0001
ϕ'	<0.0001	<0.0001	<0.0001
γ_d	<0.0001	<0.0001	0.0207
γ_{sat}		0.0117	0.0036
$c' \phi'$	<0.0001	<0.0001	<0.0001
$c' \gamma_d$	/	0.0454	/
$\phi' \gamma_d$	/	0.0031	0.0071
c'^2	<0.0001	/	/
ϕ'^2	/	0.0019	0.0001
Model F value	513.88	231.68	281.88
R^2	0.99	0.99	0.99
Adj R	0.98	0.98	0.98
Pure error	0.000	0.000	0.000

Explanations: c' , ϕ' , γ_d , γ_{sat} , H , β as in Table 2, R^2 = coefficient of determination.

Source: own study.

The cohesion c' , friction angle ϕ' , and dry density γ_d had remarkable significant influence on safety factor; the results showed a positive effect of c' and ϕ' on FS , a reduction in these parameters could make the failure of slope of embankment.

The dry density γ_d had a negative effect on FS which means an important increase in this parameter could make the failure of slope of embankment, the quadratic term of cohesion (c'^2) and the cross term of ($c' \phi'$) had a negative effect on safety factor (Fig. 3a).

For a dam of 20 m height and angle of inclination of slope $\beta = 18^\circ$, all inputs parameters of geotechnical properties and some crosses terms of ($c' \phi'$), ($c' \gamma_d$), ($\phi' \gamma_d$), and the quadratic term of (ϕ'^2) were the model terms which were highly significant (p -value <

0.0001), the increase in water level of dam reservoir made saturated density γ_{sat} a significant model term (p -value < 0.05). The linear term of c' , ϕ' and the cross term of $(\phi'\gamma_d)$ had a positive effect, while the linear term of γ_d , γ_{sat} had a negative effect. One quadratic term in this case had a negative effect is the friction angle ϕ' , the crosses terms of $(c'\phi')$, $(c'\gamma_d)$, $(\phi'\gamma_d)$ had a negative effect on safety factor (Fig. 3b, 3d, 3e).

For a dam of 30 m height and angle of inclination of slope $\beta = 16^\circ$. In this case, it was clear that all inputs parameters had a significant effect on safety factor. The results showed that the positive effect of co-

hesion c' was remarkable for small dams $H = 10$ m, this effect decreased when $H = 20, 30$ m height, moreover it mentioned that the negative effect of dry density γ_d and saturated density γ_{sat} increased with the increase in dam height.

Where $H > 10$ m, the friction angle ϕ' had an important effect, which means that the effect of ϕ' was predetermined by the values of H and β (Fig. 3c, 3f).

A comparison between the values of F_s calculated by Bishop's method and the models proposed, the relative error was less than 2% (Tab. 5).

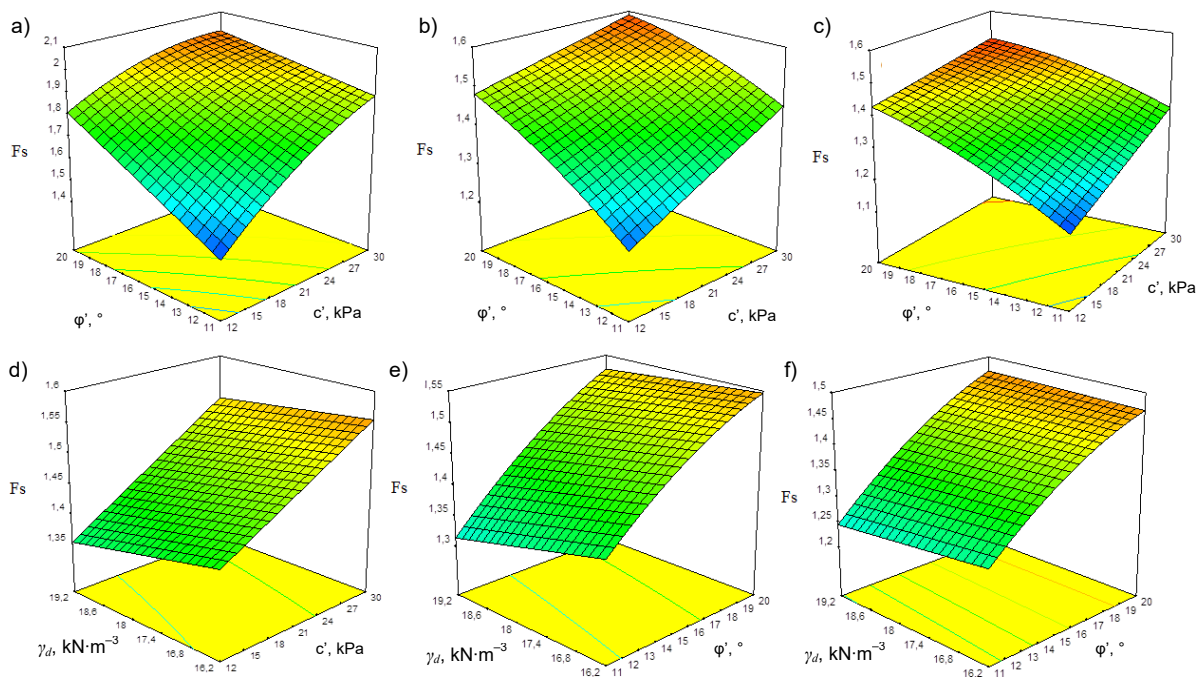


Fig. 3. 3D response surface represent the effect of tow-factors interaction on safety factor F_s ; source: own study

Table 5. Validation of the model

Hight, slope	c'	ϕ'	γ_d	γ_{sat}	Bishop's method	Model	Error, %
$H = 10$ m, $\beta = 22^\circ$	13	12	17	20.8	1.549	1.535	0.903
	16	17	18	20.8	1.807	1.774	1.826
	28	15	19	20.8	1.879	1.875	0.212
$H = 20$ m, $\beta = 18^\circ$	12	20	16	21	1.282	1.260	1.716
	20	17	18	20	1.470	1.466	0.272
	28	15	19	21	1.441	1.430	0.763
$H = 30$ m, $\beta = 16^\circ$	12	20	16	21	1.212	1.196	1.320
	20	17	18	20	1.372	1.363	0.655
	28	15	19	21	1.500	1.495	0.333

Note: values of F_s calculated by Bishop's method and the models proposed.

Explanations: c' , ϕ' , γ_d , γ_{sat} , H , β as in Table 2.

Source: own study.

OPTIMIZATION AND FAILURE MODE DISCUSSION

The response surface model developed in this study can be used to optimize the safety factor of an earth dam with respect to the values range of materials proprieties. In the long-term stability case, the dam

is considered safe when the safety factor $F_s = 1.5$ [USACE 2003]. On other hand, it can be used to show the range values of materials proprieties if the dam is failed. In slope stability, the failure of an earth dam can be seen when the safety factor $F_s \leq 1$.

GRIFFITHS [2016] discussed a several ways in which a slope can be brought to failure which are ϕ' , c' reduction and γ_d increase.

In the current study, using a spreadsheet in Excel based on the solver tools, the response limit state function of safety factor F_s (c' , ϕ' , γ_d , γ_{sat}), is optimized in the first case to get the value of 1.5 with respect the range values of materials proprieties. In the second case, the safety factor is minimized to get the value of $F_s \leq 1$ in which the values of materials proprieties is showed in different failures modes. Table 6 represents the results of the optimizing and minimizing work. It's clearly that in the first failure mode (reduction of c' and ϕ') the failure can be seen for a dam of ($H = 10$ m, $\beta = 22^\circ$), because the values of c' and ϕ' is more calibrated, using the Bishop modified method the safety factor in this mode with the value of $c' = 7.9$ kPa and $\phi' = 6.8^\circ$ equal 1.032 is close to unity. For

Table 6. Safety factor (F_s) optimization and failures mode

$F_s (c', \varphi', \gamma_d, \gamma_{sat})$		$H = 10 \text{ m}$ $\beta = 22^\circ$	$H = 20 \text{ m}$ $\beta = 18^\circ$	$H = 30 \text{ m}$ $\beta = 16^\circ$
$F_s = 1.5$ All values of materials proprieties respected the range value used in this study	c' , kPa	15.6	21.4	20.4
	φ' , °	11	16.8	17
	γ_d , $\text{kN}\cdot\text{m}^{-3}$	19.2	17.6	18.56
	γ_{sat} , $\text{kN}\cdot\text{m}^{-3}$	20.783	20	21
Reduction of c' and φ' subject to $F_s = 1$	c' , kPa	7.9	17.6	16.6
	φ' , °	6.8	5.5	6.8
Increasing of γ_d or γ_{sat} subject to $F_s = 1$	γ_d , $\text{kN}\cdot\text{m}^{-3}$	31.8	40	–
	γ_{sat} , $\text{kN}\cdot\text{m}^{-3}$	–	–	56.4

Explanations: c' , φ' , γ_d , γ_{sat} , H , β as in Table 2.

Source: own study.

other profile of ($H = 20 \text{ m}$, $\beta = 18^\circ$) and ($H = 30 \text{ m}$, $\beta = 16^\circ$), the safety factor calculated by Bishop modified method equal 1 with the values of ($c' = 17.6 \text{ kPa}$, $\varphi' = 5.5^\circ$), ($c' = 16.6 \text{ kPa}$, $\varphi' = 6.8^\circ$) respectively, that means that the failure can be seen if a reduction of 4 kPa in cohesion and 11° in friction angle was made from the values given the safe factor ($F_s = 1.5$).

In the second failure mode (increasing of γ_d), the calibration is needed with friction angle to get the safety factor close to unity, for a dam of ($H = 10 \text{ m}$, $\beta = 22^\circ$) the safety factor calculated by Bishop modified method equal 0.97 with the value of $\gamma_d = 29 \text{ kN}\cdot\text{m}^{-3}$ and $\varphi' = 8^\circ$, for a dam of ($H = 20 \text{ m}$, $\beta = 18^\circ$) the safety factor calculated by Bishop modified method equal 0.95 with the value of $\gamma_d = 33 \text{ kN}\cdot\text{m}^{-3}$ and $\varphi' = 6.9^\circ$, the failure can be seen and the safety factor close to unity for a dam of ($H = 30 \text{ m}$, $\beta = 16^\circ$) without any calibration if an important increase in γ_{sat} is made.

SUMMARY

In this study, the design experiment methodology especially central composite design is used, to approximate the limit state function for calculating the safety factor stability of homogeneous earth dam. On other hands, to show the effect of each significant factor in the response surface.

The results show clearly that the response surface methodology is successfully used to establish a response surface that represents the functional relationship between soil properties and the safety factor, that the predicted values for three models of a dam with 10, 20, 30 m height and depth ratio $DH = 1.5$, indicate the very good agreement between the response surface model and the experimental values.

The results show a positive effect of c' and φ' on for all three response surface models, this effect of cohesion c' it is remarkable for small dams $H = 10 \text{ m}$, when $H = 20$ and 30 m height, this effect decreased, while the effect of friction angle is important when $H > 10 \text{ m}$, an important reduction in these parameters can be made the failure of slope of embankment.

The friction angle φ' have an important effect where $H > 10 \text{ m}$, that means their effect is pre-determined by the values of H and β .

The effect of dry density γ_d and saturated density γ_{sat} increase with the increase in dam height, which means an important increase in these parameters can be made the failure of slope of embankment.

The relative error between the values of F_s calculated by Bishop's method and the models proposed is less than 2%.

Two failures modes were applied using the response surface developed in this study, the results show that the failure of an earth dam can be seen if a reduction of 4 kPa in cohesion and 11° in friction angle was made from the values given the safe factor ($F_s = 1.5$).

REFERENCES

- ALONSO E.E. 1976. Risk analysis of slopes and its application to slopes in Canadian sensitive clays. *Géotechnique*. Vol. 26. Iss. 3 p. 453–472.
- BISHOP A.W. 1955. The use of the slip circle in the stability analysis of slopes. *Géotechnique*. Vol. 5. Iss. 1 p. 7–17.
- CHENG Y.M., LAU C.K. 2008. Slope stability analysis and stabilization: New methods and insight. CRC Press. ISBN 9780415421720 pp. 246.
- DE MELLO V.F.B. 1977. Reflections on design decisions of practical significance to embankment dams. *Géotechnique*. Vol. 27. Iss. 3 p. 281–355.
- DIAN-QING L., DONG Z., ZI-JUN C., XIAO-SONG T., KOK-KWANG P. 2016. Response surface methods for slope reliability analysis: Review and comparison. *Journal of Engineering Geology*. Vol. 203 p. 3–14.
- FELLENIEUS W. 1936. Calculation of the stability of earth dams. *Transactions*. 2nd Congress on Large Dams. Washington D.C. International Commission on Large Dams of the World Power Conference. Vol. 4 p. 445–462.
- GEOS 2004. GEOSTAB Manual de l'utilisateur [User's manual]. GEOS Ingenieurs Conseils pp. 135.
- GRIFFITHS D.V. 2016. A note on load and resistance factors in slopes and foundations. 15th Colombian Geotechnical Congress, 2nd International Specialization Conference of Soft Rocks. Cartagena, 5–7.10.2016.
- HAMMURI N., MALKAWI A.H., YAMIN M.M.A. 2008. Stability analysis of slope using the finite element method and limiting equilibrium approach. *Bulletin of Engineering Geology and the Environment*. Vol. 4 p. 80–88.
- HUMPHREYS M.P., ARMSTRONG L.W. 1993. Assessing the sensitivity of numerical models using response surface methodology. In: *Proceedings of the Conference of Probabilistic Methods in Geotechnical Engineering*. Canberra, Australia p. 135–144.
- JANBU N. 1954. Application of composite slip surface for stability analysis. In: *Proceedings of European Conference on Stability of Earth Slopes*. Stockholm. Vol. 3 p. 43–49.
- JANBU N. 1973. Slope stability computations. In: *Embankment dam engineering: Casagrande volume*. Eds. A. Casagrande, R.C. Hirschfield, S.J. Poulos, G.E. Bertram. New York. Wiley p. 47–86.

- KOŠTIĆ S., VASOVIĆ N., JEVEREMOVIĆ D. 2016. Stability of earth slopes under the effect of main environmental properties of weathered clay-marl deposits in Belgrade (Serbia). *Environmental Earth Sciences*. Vol. 75, 492.
- LAKEHAL R., DJEMILI L., HOUCHE L. 2011. Nomograms for calculating the safety factor of homogeneous earth dams in long-term stability. *African Journal of Environmental Science and Technology*. Vol. 5. No. 9 p. 755–759.
- SIVAKUMAR BABU G.L., SRIVASTAVA A. 2007. Reliability analysis of allowable pressure on shallow foundation using response surface method. *Computers and Geotechnics*. Vol. 34. Iss. 3 p. 187–194.
- TANDJIRIA V., TEH C.I., LOW B.K. 2000. Reliability analysis of laterally loaded piles using response surface methods. *Structural Safety*. Vol. 22 p. 335–355.
- TERZAGHI K., PECK R.B. 1965. *Mécanique des sols appliquée aux travaux publics et aux bâtiments* [Soil mechanics applied to public works and buildings]. Vol. 1. Paris. Dunod pp. 565.
- USACE 2003. *Engineering Manual. Engineering and design: Slope stability*. Washington, D.C. US Army Corps of Engineering pp. 205.
- WONG F.S. 1985. Slope reliability and response surface method. *Journal of Geotechnical and Geoenvironmental Engineering*. Vol. 111 p. 32–53.

Rida LAKEHAL, Lakhdar DJEMILI

Badanie wpływu zmienności głównych parametrów na stabilność jednorodnych zapór ziemnych z wykorzystaniem eksperymentu projektowego

STRESZCZENIE

Podejście deterministyczne, takie jak metoda granicznej równowagi (LEM), szczególnie w modyfikacji Bishopa, tradycyjnie było stosowane do oceny stabilności zapór. Niepewność związana z właściwościami materiału wymusza jednak użycie metod probabilistycznych, aby ocenić wrażliwość tej niepewności na podejścia deterministyczne. W przedstawionych badaniach autorzy proponują zastosowanie eksperymentu projektowego, w szczególności metody CCD (ang. central composite design), do określenia wpływu niezależnych niepewnych parametrów na stabilność. Zastosowano wielomianowy model drugiego stopnia do utworzenia funkcji aproksymacyjnej, czyli powierzchni odpowiedzi dla zadanej powierzchni stanu, dla której dane wejściowe dostarczyły analizy jednorodnych zapór ziemnych o różnej wysokości (10, 20 i 30 m), stosunku głębokości $DH = 1,5$ i kątowej powierzchni poślizgu z wykorzystaniem metody granicznej równowagi w modyfikacji Bishopa. Proponowany model otrzymany w wyniku tej aplikacji reprezentuje większą dokładność prognoz. Badania wpływu parametrów geotechnicznych (właściwości materiału, z którego zbudowano wał ziemny) na czynnik bezpieczeństwa wykazały znaczenie poszczególnych czynników w formie zależności liniowych z dodatnim wpływem c' lub φ' , ujemnym wpływem H , γ_d , γ_{sat} i znaczącym wpływem dwuczynnikowej interakcji, w której wpływ c' był silnie uzależniony od H , β , γ_d i φ' . Ponadto φ' w dużym stopniu zależał od wartości H i β . Dokonano również optymalizacji czynnika bezpieczeństwa w odniesieniu do szeregu właściwości materiału i przedyskutowano dwie opcje niepowodzeń – zmniejszenie φ' , c' i zwiększenie γ_d .

Słowa kluczowe: analiza stabilności, czynnik bezpieczeństwa, eksperyment projektowy, jednorodne zapory ziemne