

## DECENTRALIZED STATIC OUTPUT TRACKING CONTROL OF INTERCONNECTED AND DISTURBED TAKAGI–SUGENO SYSTEMS

DALEL JABRI <sup>a</sup>, KEVIN GUELTON <sup>b,\*</sup>, DJAMEL E.C. BELKHIAT <sup>a</sup>, NOUREDDINE MANAMANNI <sup>b</sup>

<sup>a</sup>DAC HR Laboratory  
Ferhat Abbas University Setif 1  
El Bez, 19000 Sétif, Algeria  
e-mail: {dalel.jabri, djamel.belkhiat}@univ-setif.dz

<sup>b</sup>CReSTIC, EA3804  
University of Reims Champagne-Ardenne  
Moulin de la Housse BP1039, 51687 Reims Cedex, France  
e-mail: {kevin.guelton, noureddine.manamanni}@univ-reims.fr

This article describes a new procedure for the design of decentralized output-feedback tracking controllers for a class of interconnected Takagi–Sugeno (TS) fuzzy systems with external bounded disturbances and measurement noise. The main idea consists in transforming the decentralized tracking control problem, by using the descriptor redundancy formulation, to a robust decentralized stabilization one. The non-parallel distributed compensation (non-PDC) controllers proposed here are synthesized to satisfy robust  $H_\infty$  tracking performance with disturbance attenuation. The decentralized controllers design conditions are given in terms of LMIs via extended quadratic Lyapunov functions. Finally, simulations are presented: two numerical examples are dedicated to compare the conservatism of the proposed approach regarding the previous results available in the literature; then, the effectiveness of the decentralized controller design methodology is illustrated with a closed-loop simulation of two inverted pendulums connected by a spring.

**Keywords:** interconnected Takagi–Sugeno systems, decentralized static outputs tracking controllers,  $H_\infty$  criterion, LMIs.

### 1. Introduction

In the past decade, interconnected systems have been considered to describe various systems with rich interactions between a large number of state variables characterizing their dynamics (Guo *et al.*, 2013; 2015; 2000; Qu *et al.*, 2017; Wang and Ohmori, 2016; Benzaouia *et al.*, 2016; Deng and Yang, 2017; Wang and Yang, 2017; Zhong *et al.*, 2016; Yang *et al.*, 2016; Zhang and Yang, 2017; Jang *et al.*, 2017; Li and Tong, 2017). Decomposing a large-scale nonlinear system into a finite set of interconnected subsystems has found applications, for examples, in the areas of networked power systems, water transportation networks, traffic systems or ecological environment (Guo *et al.*, 2013; 2015). A glimpse at the literature shows that several works

on interconnected systems have been proposed. They are related to many issues, such as modeling, stability analysis, control design, and so on (Qu *et al.*, 2017; Wang and Ohmori, 2016; Guo *et al.*, 2000; Kaczorek, 2018).

Among nonlinear control approaches, Takagi–Sugeno (TS) fuzzy systems have caught the attention of the control community due their ability to match nonlinear systems and to extend some control concepts that are originally dedicated to linear systems (Takagi and Sugeno, 1985; Tanaka and Ohtake, 2001). Thus, several works dealing with the stability analysis and stabilization issues for interconnected TS fuzzy systems have appeared. For instance, recent works deal with the design of decentralized parallel-distributed-compensation (PDC) controllers design via common quadratic Lyapunov functions (Benzaouia *et al.*, 2016), considering

\*Corresponding author

nonlinear interconnections between subsystems (Deng and Yang, 2017), decentralized piecewise dynamic output-feedback controllers design (Wang and Yang, 2017), or robust  $H_\infty$  decentralized output-feedback controllers design (Zhong et al., 2016).

Beside the above mentioned stabilization studies, tracking controller design is an important challenge in dealing with complex control problems. It consists in synthesizing controllers to ensure the convergence of the tracking error between the system's outputs (or states) and desired references. However, with regard to interconnected nonlinear systems, only few results have been reported on the tracking control problem (Zhao et al., 2017; Kim et al., 2017; Tong et al., 2016). Kim et al. (2017) considered decentralized state-feedback tracking PDC controllers for interconnected TS systems from the point of view of sampled data. Furthermore, an observer-based decentralized tracking control approach was proposed by Tong et al. (2016) for a set of TS systems interconnected by their outputs. Recently, neural network algorithms have been proposed for decentralized tracking control of a class of interconnected nonlinear systems (Qu et al., 2017; Li and Tong, 2017).

To improve robustness against external disturbances of decentralized TS tracking control problems, several solutions have been proposed (Guo et al., 2013; 2015; Tseng and Chen, 2001; Wang and Tong, 2006; Liu et al., 2014). Guo et al. (2013; 2015) set forth conditions available for specific classes of an application-oriented set of finite interconnected TS subsystems, reducing their applicability to a more generic class of large-scale systems. Furthermore, LMI-based conditions have been established by Tseng and Chen (2001). Then, inspired by that work LMI-based tracking control conditions have been proposed for a class of interconnected TS systems with uncertainties by Wang and Tong (2006), and with time-varying delay by Liu et al. (2014). However, the drawback of these approaches is the use of several restricting assumptions. Moreover, the LMI-based decentralized tracking control conditions proposed by Liu et al. (2014) cannot be solved for a set of interconnected subsystems of different orders.

In a nutshell, although the available decentralized tracking controller design approaches have provided effective solutions for some class of interconnected nonlinear systems, the proposed LMI-based tracking control conditions still suffer from conservatism due to the use of a decentralized PDC control scheme and common quadratic Lyapunov functions. To the best of our knowledge, generic relaxed LMI conditions for decentralized output-tracking controller design of interconnected TS systems subject to external disturbances and measurement noise have not been explored yet, which motivates the present study. The contributions of this paper can be highlighted as follows:

- Providing a decentralized non-PDC output-feedback tracking controller design methodology which is able to ensure, on the one hand, the stability of the overall interconnected nonlinear systems and, on the other hand, robust  $H_\infty$  output-tracking performances with decentralized disturbances and measurement noise attenuation, such that each subsystem has a specific disturbance attenuation level.
- Providing new LMI conditions for the existence of output-feedback tracking controllers. To this end, the idea is to consider rewriting the interconnected closed-loop dynamics using a descriptor redundancy formulation (see, e.g., Schulte and Guelton, 2006; Tanaka et al., 2007; Guelton et al., 2009; Bouarar et al., 2010; 2013).
- Providing relaxed LMI conditions by introducing slack decision variables with Peaucelle's transformations (Peaucelle et al., 2000).

## 2. Preliminaries and the problem statement

Consider a set of  $n$  interconnected TS subsystems  $S_i$  ( $i = 1, \dots, n$ ) given by

$$\begin{cases} \dot{x}_i(t) = \sum_{j_i=1}^{m_i} h_{j_i}(z_i(t)) (A_{j_i} x_i(t) + B_{j_i} u_i(t) \\ \quad + B_{j_i}^w w_i(t) + \sum_{\alpha \neq i}^n h_{j_i}(z_i(t)) F_{j_i}^\alpha x_\alpha(t)), \\ y_i(t) = \sum_{j_i=1}^{m_i} h_{j_i}(z_i(t)) (C_{j_i} x_i(t) + B_{j_i}^\nu \nu_i(t)), \end{cases} \quad (1)$$

where  $x_i(t) \in \mathbb{R}^{n_i}$ ,  $y_i(t) \in \mathbb{R}^{p_i}$ ,  $u_i(t) \in \mathbb{R}^{v_i}$  are respectively the  $i$ -th state, measurement (output) and input vectors,  $w_i(t) \in \mathbb{R}^{\mu_i}$  and  $\nu_i(t) \in \mathbb{R}^{\nu_i}$  are respectively a time-varying  $L_2$ -norm-bounded external disturbance and measurement noise signals associated with the  $i$ -th subsystem,  $m_i$  is the number of vertices of the  $i$ -th TS subsystem and, for  $j_i = 1, \dots, m_i$ ,  $A_{j_i} \in \mathbb{R}^{n_i \times n_i}$ ,  $B_{j_i} \in \mathbb{R}^{n_i \times v_i}$ ,  $B_{j_i}^w \in \mathbb{R}^{n_i \times \mu_i}$ ,  $C_{j_i} \in \mathbb{R}^{p_i \times n_i}$  and  $B_{j_i}^\nu \in \mathbb{R}^{p_i \times \nu_i}$  are constant matrices. The matrices  $F_{j_i}^\alpha \in \mathbb{R}^{n_i \times n_\alpha}$  express the interconnection between the  $i$ -th subsystem and the  $\alpha$ -th subsystem with  $\alpha = 1, \dots, n$  and  $\alpha \neq i$ ,  $z_i(t)$  are the premise variables of the  $i$ -th TS subsystem, assumed to depend only on the component of the  $i$ -th output vector (i.e.,  $z_i(t) = y_i(t)$ ) for the static output feedback control purpose. Finally,  $h_{j_i}(z(t)) \geq 0$  are the fuzzy membership functions of the  $i$ -th TS subsystem, which satisfy the convex sum proprieties  $\sum_{j_i=1}^{m_i} h_{j_i}(z_j(t)) = 1$ .

**Remark 1.** There are several ways to obtain the decomposition of a complex system into interconnected subsystems, depending on the nature of the global system. For instance, some physical systems are naturally interconnected (as in Section 4.3), some other complex or large-scale systems can be decomposed as subsystems

based on mathematical subsets; see, e.g., the work of Bakule (2014) and the references therein for more details on these decomposition techniques.

For the clarity of mathematical expressions, in the sequel the following notation is adopted:  $\mathcal{H}(W)$  stands for  $W + W^T$ ; a star (\*) in a matrix denotes a transpose quantity;  $I_{\eta_i}$  denotes the  $\eta_i$ -order identity matrix; the time  $t$  as the argument of functions will be omitted when there is no ambiguity; for convex combinations of matrices of appropriate dimensions, we set  $M_{h_i} = \sum_{j_i=1}^{m_i} h_{j_i}(z_{j_i})M_{j_i}$ ,  $M_{h_i h_i} = \sum_{k_i=1}^{m_i} \sum_{j_i=1}^{m_i} h_{k_i}(z_{k_i})h_{j_i}(z_{j_i})M_{k_i j_i}$ , and so on.

Our goal is to design a decentralized static output feedback control scheme that drives the interconnected TS systems (1) to track desired outputs, whose dynamics are specified, for each subsystems  $S_i$ , by the following set of  $n$  linear reference models ( $i = 1, \dots, n$ ):

$$\begin{cases} \dot{x}_{r_i}(t) = A_{r_i}x_{r_i}(t) + B_{r_i}r_i(t), \\ y_{r_i}(t) = C_{r_i}x_{r_i}(t), \end{cases} \quad (2)$$

where  $x_{r_i}(t) \in \mathbb{R}^{\eta_i}$ ,  $r_i(t) \in \mathbb{R}^{v_i}$  and  $y_{r_i}(t) \in \mathbb{R}^{\rho_i}$  are respectively the  $i$ -th reference state vector, reference input vector and output vector, while  $A_{r_i} \in \mathbb{R}^{\eta_i \times \eta_i}$ ,  $B_{r_i} \in \mathbb{R}^{\eta_i \times v_i}$ ,  $C_{r_i} \in \mathbb{R}^{\rho_i \times \eta_i}$  are real constant matrices specifying the dynamics to be tracked by each TS subsystems.

**Remark 2.** Theoretically speaking, it may be argued that, the plant dynamics (1) being nonlinear, the reference models (2) should also be chosen nonlinear. However, note that the dynamics of these reference models have to be pre-specified to design convenient tracking controller. Thus, choosing linear reference models makes their tuning by practitioners easier. Indeed, they can be chosen stable (i.e., each  $A_{r_i}$  Hurwitz) and their dynamics (tracking objectives) can be conveniently tuned, for instance, by linear pole placement techniques. For example, a convenient choice can be to design the reference models (2) as low-pass filters so that the reference outputs  $y_{r_i}(t)$  are a smoothed replica of the reference signal  $r_i(t)$  (see, e.g., the work of Seddiki *et al.* (2010) for an example of similar reference model tuning).

Assuming that all subsystems (1) are controllable, from the decentralized control topology depicted in Fig. 1, to drive the subsystem's outputs (1) to track the reference's outputs signals (2), a set of  $n$  decentralized non-PDC static output tracking controllers is introduced, for  $i = 1, \dots, n$ , by

$$u_i(t) = K_{h_i} H_{h_i h_i}^{-1} e_i(t), \quad (3)$$

where  $e_i(t) = y_i(t) - y_{r_i}(t) \in \mathbb{R}^{\rho_i}$  is the output tracking error of the  $i$ -th subsystem,  $K_{h_i}$  and  $H_{h_i h_i} = H_{h_i h_i}^T > 0$  are the decentralized static output tracking non-PDC controller gains to be synthesized.

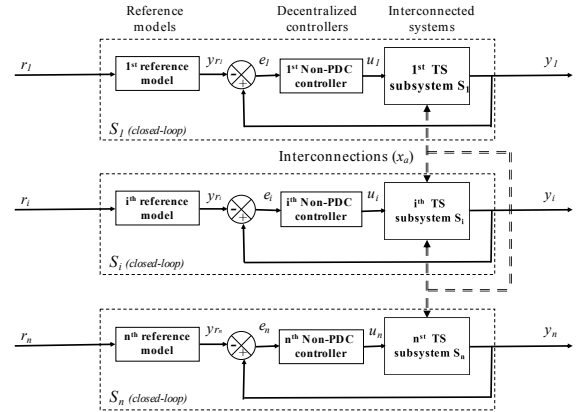


Fig. 1. Overall block diagram of the proposed control strategy.

The closed-loop dynamics can usually be expressed by substituting the control laws (3) into the open-loop subsystems (1) (see, e.g., Tanaka *et al.*, 2003). However, when dealing with static output feedback, this method introduces several crossing terms between the controllers' gains and the systems' output matrices (e.g.,  $B_{h_i} K_{h_i} H_{h_i h_i}^{-1} C_{h_i}$ ,  $i = 1, \dots, n$ ) and, unfortunately, lead to non-convex closed-loop stability conditions. Therefore, to avoid the occurrence these crossing terms, we will consider a descriptor redundancy formulation of the closed-loop dynamics (Tanaka *et al.*, 2007; Guelton *et al.*, 2009; Bouarar *et al.*, 2010; Jabri *et al.*, 2011; 2018b). The interest in this roundabout way is twofold: first, it allows us to decouple the systems' matrices from the controller gains; secondly, it introduces additional slack decision matrices, so as to reduce the conservatism of the stability conditions.

Therefore, to deal with the descriptor redundancy approach, consider first the augmented state vectors

$$\tilde{x}_i^T = [(x_i - x_{r_i})^T \quad x_{r_i}^T \quad e_i^T]$$

and the extended disturbances

$$\tilde{w}_i^T = [w_i^T \quad r_i^T \quad \nu_i^T].$$

The open-loop TS subsystems (1) combined with the reference models (2) can be rewritten as the following descriptors:

$$E_i \dot{\tilde{x}}_i = \tilde{A}_{h_i} \tilde{x}_i + \tilde{B}_{h_i} u_i + \tilde{B}_{h_i}^{\tilde{w}} \tilde{w}_i + \sum_{\substack{\alpha=1 \\ \alpha \neq i}}^n \tilde{F}_{h_i}^{\alpha} \tilde{x}_{\alpha} \quad (4)$$

with

$$E_i = \begin{bmatrix} I_{\eta_i} & 0 & 0 \\ 0 & I_{\eta_i} & 0 \\ 0 & 0 & 0 \end{bmatrix},$$

$$\begin{aligned} \tilde{A}_{h_i} &= \begin{bmatrix} A_{h_i} & A_{h_i} - A_{r_i} & 0 \\ 0 & A_{r_i} & 0 \\ C_{h_i} & C_{h_i} - C_{r_i} & -I \end{bmatrix}, \\ \tilde{B}_{h_i}^{\tilde{w}} &= \begin{bmatrix} B_{h_i}^w & 0 & 0 \\ 0 & B_{r_i} & 0 \\ 0 & 0 & B_{h_i}^v \end{bmatrix}, \\ \tilde{B}_{h_i} &= \begin{bmatrix} B_{h_i} \\ 0 \\ 0 \end{bmatrix}, \\ \tilde{F}_{h_i}^\alpha &= \begin{bmatrix} F_{h_i}^\alpha & F_{h_i}^\alpha & 0 \\ 0 & 0 & 0 \\ 0 & 0 & 0 \end{bmatrix}. \end{aligned}$$

Similarly, the decentralized non-PDC controllers (3) can be rewritten as

$$u_i = \tilde{K}_{h_i \overline{h_i h_i}} \tilde{x}_i \tag{5}$$

with  $\tilde{K}_{h_i \overline{h_i h_i}} = [0 \ 0 \ K_{h_i} H_{h_i h_i}^{-1}]$ .

Hence, substituting (5) into (4), the closed-loop dynamics of each subsystem  $S_i$  can be expressed as

$$E_i \dot{\tilde{x}}_i = \tilde{G}_{h_i \overline{h_i h_i}} \tilde{x}_i + \tilde{B}_{h_i}^{\tilde{w}} \tilde{w}_i + \sum_{\substack{\alpha=1 \\ \alpha \neq i}}^n \tilde{F}_{h_i}^\alpha \tilde{x}_\alpha, \tag{6}$$

where

$$\begin{aligned} \tilde{G}_{h_i \overline{h_i h_i}} &= \tilde{A}_{h_i} + \tilde{B}_{h_i} \tilde{K}_{h_i \overline{h_i h_i}} \\ &= \begin{bmatrix} A_{h_i} & A_{h_i} - A_{r_i} & B_{h_i} K_{h_i} H_{h_i h_i}^{-1} \\ 0 & A_{r_i} & 0 \\ C_{h_i} & C_{h_i} - C_{r_i} & -I \end{bmatrix} \end{aligned}$$

is free from crossing terms between the controller gains and the systems' output matrices.

**Problem statement.** The design objective considered in this study is summarized by the following requirements. For  $i = 1, \dots, n$ , design the gain matrices  $K_{h_i}$  and  $H_{h_i h_i}$  of the decentralized non-PDC output tracking controllers (3) such that

- (i) the closed-loop dynamics (6) are globally asymptotically stable without external disturbances and measurement noise ( $\tilde{w}_i(t) \equiv 0$ );
- (ii) each closed-loop subsystem (6) minimizes the transfer between the external disturbances (and measurement noise)  $\tilde{w}_i(t)$  and the output tracking error  $e_i(t)$  this can be achieved with the following  $H_\infty$  criterion, for  $i = 1, \dots, n$ :

$$\int_0^{+\infty} \tilde{x}_i^T \Omega_i \tilde{x}_i dt - \gamma_i^2 \int_0^{+\infty} \tilde{w}_i^T \tilde{w}_i dt \leq 0, \tag{7}$$

where the scalars  $\gamma_i > 0$  denote the disturbance attenuation levels of the closed-loop subsystem  $S_i$  with

$$\Omega_i = \begin{bmatrix} 0 & 0 & 0 \\ 0 & 0 & 0 \\ 0 & 0 & I_{\eta_i} \end{bmatrix}.$$

To conclude these preliminaries, let us recall the following useful lemmas to be used to prove the main results.

**Lemma 1.** (Xie and de Souza, 1992) For any matrices  $A$  and  $B$  with appropriate dimensions and any matrix  $\mathcal{T} = \mathcal{T}^T > 0$ , the following inequality is satisfied:

$$A^T B + B^T A \leq A^T \mathcal{T} A + B^T \mathcal{T}^{-1} B. \tag{8}$$

**Lemma 2.** (Tuan et al., 2001) Let  $\Gamma_{j_i k_i}$ ,  $(j_i, k_i) \in \{1, \dots, m_i\}^2$ , be matrices of appropriate dimensions.  $\Gamma_{h_i h_i} < 0$  is satisfied if both of the following conditions hold:

$$\forall j_i \in \{1, \dots, m_i\} : \Gamma_{j_i j_i} < 0, \tag{9}$$

$$\forall (j_i, k_i) \in \{1, \dots, m_i\}^2 / k_i \neq j_i :$$

$$\frac{2}{r-1} \Gamma_{j_i j_i} + \Gamma_{j_i k_i} + \Gamma_{k_i j_i} < 0. \tag{10}$$

**Lemma 3.** (Peaucelle et al., 2000) Let  $A, L, X, Q$  and  $R$  be matrices of proper size. The following inequalities are equivalent:

$$\mathcal{H}(AX) + Q < 0, \tag{11}$$

$$\exists R, L : \begin{bmatrix} \mathcal{H}(AL) + Q & (*) \\ X - L + R^T A^T & -\mathcal{H}(R) \end{bmatrix} < 0. \tag{12}$$

### 3. Main results

The goal of this section is to propose sufficient LMI conditions to design the gain matrices  $K_{h_i}$ ,  $H_{h_i h_i}$  so that the robust  $H_\infty$  output-feedback tracking requirements defined above in the problem statement are satisfied. The first result is summarized by the following theorem.

**Theorem 1.** For  $i = 1, \dots, n$ , consider the interconnected and disturbed TS systems (1) and their respective reference models (2). Under the decentralized static output tracking non-PDC control law (3), the state and output tracking errors converge asymptotically to zero (without external disturbances) and satisfy the  $H_\infty$  criteria (7), if there exist matrices  $\mathcal{T}_{i\alpha} = \mathcal{T}_{i\alpha}^T > 0$ ,  $X_{1i} = X_{1i}^T$ ,  $X_{2i}$ ,  $X_{3i} = X_{3i}^T$ ,  $K_{k_i}$  and  $H_{j_i k_i}$ , such that, minimizing  $\gamma_i^2$ , the LMI (9), (10) and (13) are satisfied with  $\Gamma_{j_i j_i}$  defined in (14):

$$\begin{bmatrix} X_{1i} & (*) \\ X_{2i} & X_{3i} \end{bmatrix} = \begin{bmatrix} X_{1i}^T & (*) \\ X_{2i}^T & X_{3i} \end{bmatrix}^T > 0. \tag{13}$$

$$\Gamma_{j_i k_i} = \left[ \begin{array}{c|cccccc} \Psi_{j_i k_i} & & & & & & \\ \hline X_{j_i k_i} & 0 & -\mathcal{T}_{1i} & 0 & \dots & \dots & \dots & 0 \\ \vdots & \vdots & 0 & \ddots & \ddots & & & \vdots \\ \vdots & \vdots & \vdots & \ddots & -\mathcal{T}_{i-1 i} & \ddots & & \vdots \\ \vdots & \vdots & \vdots & & \ddots & -\mathcal{T}_{i+1 i} & \ddots & \vdots \\ \vdots & \vdots & \vdots & & & \ddots & \ddots & 0 \\ \vdots & \vdots & \vdots & & & & \ddots & \vdots \\ X_{j_i k_i} & 0 & 0 & \dots & \dots & \dots & 0 & -\mathcal{T}_{ni} \end{array} \right], \quad (14)$$

$$\Psi_{j_i k_i} = \left[ \begin{array}{cccccccc} \mathcal{H}(A_{j_i} X_{1i} + (A_{j_i} - A_{r_i}) X_{2i}) + 2\mathcal{F}_{j_i k_i} & (*) & (*) & (*) & (*) & (*) & (*) & (*) \\ X_{2i} A_{j_i}^T + X_{3i} (A_{j_i} - A_{r_i})^T + A_r X_{2i} & \mathcal{H}(A_r X_{3i}) & (*) & (*) & (*) & (*) & (*) & (*) \\ C_{j_i} X_{1i} + (C_{j_i} - C_{r_i}) X_{2i} + K_{k_i}^T B_{j_i}^T & C_{j_i} X_{2i} + (C_{j_i} - C_{r_i}) X_{3i} & -\mathcal{H}(H_{j_i k_i}) & (*) & (*) & (*) & (*) & (*) \\ B_{j_i}^{wT} & 0 & 0 & -\gamma_i^2 I & (*) & (*) & (*) & (*) \\ 0 & B_{r_i}^T & 0 & 0 & -\gamma_i^2 I & (*) & (*) & (*) \\ 0 & 0 & B_{h_i}^{vT} & 0 & 0 & -\gamma_i^2 I & (*) & (*) \\ 0 & 0 & H_{j_i k_i} & 0 & 0 & 0 & -I & (*) \end{array} \right],$$

$$\mathcal{F}_{j_i k_i} = \sum_{\substack{\alpha=1 \\ \alpha \neq i}}^n \tilde{F}_{j_i}^\alpha \mathcal{T}_{i\alpha} \tilde{F}_{k_i}^{\alpha T}, \quad X_{j_i k_i} = \begin{bmatrix} X_{1i} & (*) & 0 \\ X_{2i} & X_{3i} & 0 \\ 0 & 0 & H_{j_i k_i} \end{bmatrix}.$$

*Proof.* Consider the following extended quadratic Lyapunov function candidate:

$$V(x_1, \dots, x_n) = \sum_{i=1}^n \tilde{x}_i^T E_i X_{h_i h_i}^{-1} \tilde{x}_i, \quad (15)$$

$\forall (x_1, \dots, x_n) \neq 0, V(x_1, \dots, x_n) > 0$  if

$$E_i X_{h_i h_i}^{-1} = X_{h_i h_i}^{-T} E_i > 0 \\ \Leftrightarrow X_{h_i h_i}^T E_i = E_i X_{h_i h_i} > 0. \quad (16)$$

The inequality (16) holds if (13) holds and

$$X_{h_i h_i} = \begin{bmatrix} X_{1i} & (*) & 0 \\ X_{2i} & X_{3i} & 0 \\ 0 & 0 & H_{h_i h_i} \end{bmatrix}.$$

Note that, according to (16), the third row of  $X_{h_i h_i}$  may contain free decision variables. However, to further obtain LMI conditions, the blocs (3,1) and (3,2) of  $X_{h_i h_i}$  are set to zero and the Lyapunov matrices  $X_{1i}$ ,  $X_{2i}$  and  $X_{3i}$  are chosen constant to avoid the occurrence of the time derivatives of the membership functions in the stability conditions. By considering (15), the closed-loop dynamics (6) are globally asymptotically stable (without external disturbances) and satisfy the  $H_\infty$  criteria (7) if,  $\forall \tilde{x}_i(t) \neq 0$ ,

$$\dot{V}(x_1, \dots, x_n) + \sum_{i=1}^n (\tilde{x}_i^T \Omega_i \tilde{x}_i - \gamma_i^2 \tilde{w}_i^T \tilde{w}_i) \\ = \sum_{i=1}^n (2\tilde{x}_i^T E_i X_{h_i h_i}^{-1} \dot{\tilde{x}}_i + \tilde{x}_i^T \Omega_i \tilde{x}_i - \gamma_i^2 \tilde{w}_i^T \tilde{w}_i) < 0. \quad (17)$$

That is to say, from (16) and (6),

$$\sum_{i=1}^n \left( 2\tilde{x}_i^T X_{h_i h_i}^{-T} \tilde{G}_{h_i h_i \overline{h_i h_i}} \tilde{x}_i + 2\tilde{x}_i^T X_{h_i h_i}^{-T} \tilde{B}_{h_i}^w \tilde{w}_i \right. \\ \left. + \sum_{\substack{\alpha=1 \\ \alpha \neq i}}^n 2\tilde{x}_i^T X_{h_i h_i}^{-T} \tilde{F}_{h_i}^\alpha \tilde{x}_\alpha + \tilde{x}_i^T \Omega_i \tilde{x}_i - \gamma_i^2 \tilde{w}_i^T \tilde{w}_i \right) < 0. \quad (18)$$

By applying Lemma 1 to the terms  $2\tilde{x}_i^T X_{h_i h_i}^{-T} \tilde{F}_{h_i}^\alpha \tilde{x}_\alpha$ , (18) is satisfied, for any matrices  $\mathcal{T}_{i\alpha} = \mathcal{T}_{i\alpha}^T > 0$ , if

$$\sum_{i=1}^n \left( 2\tilde{x}_i^T X_{h_i h_i}^{-T} \tilde{G}_{h_i h_i \overline{h_i h_i}} \tilde{x}_i + 2\tilde{x}_i^T X_{h_i h_i}^{-T} \tilde{B}_{h_i}^w \tilde{w}_i \right. \\ \left. + \sum_{\substack{\alpha=1 \\ \alpha \neq i}}^n \left( \tilde{x}_i^T X_{h_i h_i}^{-T} \tilde{F}_{h_i}^\alpha \mathcal{T}_{i\alpha} \tilde{F}_{h_i}^{\alpha T} X_{h_i h_i}^{-1} \tilde{x}_i + \tilde{x}_\alpha^T \mathcal{T}_{i\alpha}^{-1} \tilde{x}_\alpha \right) \right. \\ \left. + \tilde{x}_i^T \Omega_i \tilde{x}_i - \gamma_i^2 \tilde{w}_i^T \tilde{w}_i \right) < 0. \quad (19)$$

Note that

$$\sum_{i=1}^n \sum_{\substack{\alpha=1 \\ \alpha \neq i}}^n \tilde{x}_\alpha^T \mathcal{T}_{i\alpha}^{-1} \tilde{x}_\alpha = \sum_{i=1}^n \sum_{\substack{\alpha=1 \\ \alpha \neq i}}^n \tilde{x}_i^T \mathcal{T}_{\alpha i}^{-1} \tilde{x}_i.$$

Hence, the inequality (19) can be rewritten as

$$\sum_{i=1}^n \left( \tilde{x}_i^T \left( \mathcal{H} \left( X_{h_i h_i}^{-T} \tilde{G}_{h_i h_i \overline{h_i h_i}} \right) + \Omega_i \right) \right.$$

$$\begin{aligned}
 & + \sum_{\substack{\alpha=1 \\ \alpha \neq i}}^n \left( X_{h_i h_i}^{-T} \tilde{F}_{h_i}^\alpha \mathcal{T}_{i\alpha} \tilde{F}_{h_i}^{\alpha T} X_{h_i h_i}^{-1} + \mathcal{T}_{\alpha i}^{-1} \right) \tilde{x}_i \\
 & + 2\tilde{x}_i^T X_{h_i h_i}^{-T} \tilde{B}_{h_i}^{\tilde{w}} \tilde{w}_i - \gamma_i^2 \tilde{w}_i^T \tilde{w}_i < 0,
 \end{aligned} \tag{20}$$

or equivalently,

$$\sum_{i=1}^n \begin{bmatrix} \tilde{x}_i \\ \tilde{w}_i \end{bmatrix}^T \begin{bmatrix} \Theta_{h_i h_i \overline{h_i h_i}} & (*) \\ \tilde{B}_{h_i}^{\tilde{w}T} X_{h_i h_i}^{-1} & -\gamma_i^2 I \end{bmatrix} \begin{bmatrix} \tilde{x}_i \\ \tilde{w}_i \end{bmatrix} < 0 \tag{21}$$

with

$$\begin{aligned}
 \Theta_{h_i h_i \overline{h_i h_i}} & = \left( \mathcal{H} \left( X_{h_i h_i}^{-T} \tilde{G}_{h_i h_i \overline{h_i h_i}} \right) + \Omega_i \right. \\
 & \left. + \sum_{\substack{\alpha=1 \\ \alpha \neq i}}^n \left( X_{h_i h_i}^{-T} \tilde{F}_{h_i}^\alpha \mathcal{T}_{i\alpha} \tilde{F}_{h_i}^{\alpha T} X_{h_i h_i}^{-1} + \mathcal{T}_{\alpha i}^{-1} \right) \right).
 \end{aligned}$$

The inequality (21) holds, for all  $\tilde{x}_i \neq 0$  and  $\tilde{w}_i \neq 0$ , if

$$\forall i = 1, \dots, n : \begin{bmatrix} \Theta_{h_i h_i \overline{h_i h_i}} & (*) \\ \tilde{B}_{h_i}^{\tilde{w}T} X_{h_i h_i}^{-1} & -\gamma_i^2 I \end{bmatrix} < 0. \tag{22}$$

Pre- and post-multiplying the inequalities (22) respectively by  $\begin{bmatrix} X_{h_i h_i}^T & 0 \\ 0 & I \end{bmatrix}$  and its transpose yields

$$\forall i = 1, \dots, n : \begin{bmatrix} \Phi_{h_i h_i \overline{h_i h_i}} & (*) \\ B_{h_i}^{\tilde{w}T} & -\gamma_i^2 I \end{bmatrix} < 0 \tag{23}$$

with

$$\begin{aligned}
 \Phi_{h_i h_i \overline{h_i h_i}} & = \left( \mathcal{H} \left( \tilde{G}_{h_i h_i \overline{h_i h_i}} X_{h_i h_i} \right) + X_{h_i h_i}^T \Omega_i X_{h_i h_i} \right. \\
 & \left. + \sum_{\substack{\alpha=1 \\ \alpha \neq i}}^n \left( \tilde{F}_{h_i}^\alpha \mathcal{T}_{i\alpha} \tilde{F}_{h_i}^{\alpha T} + X_{h_i h_i}^T \mathcal{T}_{\alpha i}^{-1} X_{h_i h_i} \right) \right).
 \end{aligned}$$

Finally, to deal with the terms  $X_{h_i}^T \Omega_i X_{h_i}$  and  $X_{h_i}^T \mathcal{T}_{\alpha i}^{-1} X_{h_i}$ , we apply the Schur complement. After matrices expansions and the application of Lemma 2, the inequality (23) is satisfied if there exists a solution to the LMI conditions expressed in Theorem 1. ■

Let us recall that the conditions of Theorem 1 are only sufficient. Hence there is still space for conservatism reduction. To relax the proposed conditions, Peaucelle's LMI transformations given by Lemma 3 are considered to introduce additional slack decision variables. The obtained relaxed conditions are summarized in the following theorem.

**Theorem 2.** For  $i = 1, \dots, n$ , consider the interconnected and disturbed TS systems (1) and their respective reference models (2). Under the decentralized static output tracking non-PDC control law (3), the state and output tracking errors converge asymptotically to zero (without external disturbances) and satisfy the  $H_\infty$  criteria (7),

if there exist matrices  $\mathcal{T}_{i\alpha} = \mathcal{T}_{i\alpha}^T > 0$ ,  $X_{1i} = X_{1i}^T$ ,  $X_{2i}$ ,  $X_{3i} = X_{3i}^T$ ,  $K_{k_i}$  and  $H_{j_i k_i}$  such that, minimizing  $\gamma_i^2$ , the LMIs (9), (10) and (13) are satisfied with  $\Gamma_{j_i j_i}$  defined in (24).

*Proof.* Follow the same mathematical developments in Theorem 1 until Eqn. (23). Applying Lemma 3, (23) is satisfied if there exist  $R_{h_i h_i}$  and  $L_{h_i h_i}$  such that

$$\begin{bmatrix} \mathcal{H}(\tilde{A}_{h_i} L_{h_i h_i}) + Q_{h_i h_i \overline{h_i h_i}} & (*) & (*) \\ X_{h_i h_i} - L_{h_i h_i} + R_{h_i h_i}^T A_{h_i}^T & -\mathcal{H}(R_{h_i h_i}) & 0 \\ \tilde{B}_{h_i}^{\tilde{w}T} & 0 & -\gamma_i^2 I \end{bmatrix} < 0 \tag{25}$$

with

$$\begin{aligned}
 Q_{h_i h_i \overline{h_i h_i}} & = \left( \mathcal{H} \left( \tilde{B}_{h_i} \tilde{K}_{h_i \overline{h_i h_i}} X_{h_i h_i} \right) + X_{h_i h_i}^T \Omega_i X_{h_i h_i} \right. \\
 & \left. + \sum_{\substack{\alpha=1 \\ \alpha \neq i}}^n \left( \tilde{F}_{h_i}^\alpha \mathcal{T}_{i\alpha} \tilde{F}_{h_i}^{\alpha T} + X_{h_i h_i}^T \mathcal{T}_{\alpha i}^{-1} X_{h_i h_i} \right) \right) < 0.
 \end{aligned}$$

Assume that

$$L_{h_i h_i} = \begin{bmatrix} L_{h_i h_i}^1 & L_{h_i h_i}^2 & L_{h_i h_i}^3 \\ L_{h_i h_i}^4 & L_{h_i h_i}^5 & L_{h_i h_i}^6 \\ L_{h_i h_i}^7 & L_{h_i h_i}^8 & L_{h_i h_i}^9 \end{bmatrix}$$

and

$$R_{h_i h_i} = \begin{bmatrix} R_{h_i h_i}^1 & R_{h_i h_i}^2 & R_{h_i h_i}^3 \\ R_{h_i h_i}^4 & R_{h_i h_i}^5 & R_{h_i h_i}^6 \\ R_{h_i h_i}^7 & R_{h_i h_i}^8 & R_{h_i h_i}^9 \end{bmatrix}.$$

To deal with the terms  $X_{h_i}^T \Omega_i X_{h_i}$  and  $X_{h_i}^T \mathcal{T}_{\alpha i}^{-1} X_{h_i}$ , we apply the Schur complement. After matrix expansions and the application of Lemma 2, the inequality (25) is satisfied if there exists a solution to the LMI conditions expressed in Theorem 2. ■

#### 4. Simulation examples

In this section, three simulation examples illustrate the effectiveness and the performances of the proposed decentralized tracking controllers. The first example is dedicated to comparison of the conservatism of the proposed conditions with previous results (Wang and Tong, 2006; Liu et al., 2014), which are suitable for interconnected systems having the same order. The second example aims at comparing the conservatism of the proposed conditions with previous results available for interconnected TS systems with different orders (Wang and Tong, 2006). Note that, in these first two examples, measurement noise is not considered ( $\nu_i = 0$ ) for fair comparison with the results of Wang and Tong (2006) or Liu et al. (2014). Finally, to show the effectiveness of the proposed results on systems having physical meaning, the last example concerns decentralized output feedback stabilization of two inverted pendulums interconnected

$$\Gamma_{j_i k_i} = \left[ \begin{array}{cccc|cccc} \ominus_{j_i k_i}^1 & (*) & (*) & & & & & \\ \ominus_{j_i k_i}^2 & -\mathcal{H}(R_{h_i h_i}) & 0 & & & & & (*) \\ \ominus_{j_i k_i}^3 & 0 & \ominus_{j_i k_i}^4 & & & & & \\ \hline X_{j_i k_i} & 0 & \dots & \dots & \dots & 0 & -\mathcal{T}_{1i} & 0 & \dots & \dots & \dots & 0 \\ \vdots & \vdots & \ddots & \vdots & \vdots & \vdots & 0 & \ddots & \ddots & \vdots & \vdots & \vdots \\ \vdots & \vdots & 0 & \vdots & \vdots & \vdots & \vdots & \ddots & -\mathcal{T}_{i-1i} & \ddots & \vdots & \vdots \\ \vdots & \vdots & 0 & \vdots & \vdots & \vdots & \vdots & \vdots & \ddots & -\mathcal{T}_{i+1i} & \ddots & \vdots \\ \vdots & \vdots & \ddots & \vdots & \vdots & \vdots & \vdots & \vdots & \ddots & \ddots & 0 & \vdots \\ X_{j_i k_i} & 0 & \dots & \dots & \dots & 0 & 0 & \dots & \dots & \dots & 0 & -\mathcal{T}_{ni} \end{array} \right], \quad (24)$$

$$\ominus_{j_i k_i}^1 = \left[ \begin{array}{cc} \mathcal{H}(A_{j_i} L_{k_i}^1 + (A_{j_i} - A_{r_i}) L_{k_i}^4) + 2\mathcal{F}_{j_i k_i} & (*) & (*) \\ L_{k_i}^{2T} A_{j_i}^T + L_{k_i}^{5T} (A_{j_i} - A_{r_i})^T + A_r L_{k_i}^4 & \mathcal{H}(A_r L_{k_i}^5) & (*) \\ \left( \begin{array}{c} C_{j_i} L_{k_i}^1 + (C_{j_i} - C_{r_i}) L_{k_i}^4 - L_{j_i k_i}^7 \\ + L_{k_i}^{3T} A_{j_i}^T + L_{k_i}^{6T} (A_{j_i} - A_{r_i})^T + K_{k_i}^T B_{j_i}^T \end{array} \right) & \left( \begin{array}{c} C_{j_i} L_{k_i}^2 + (C_{j_i} - C_{r_i}) L_{k_i}^5 \\ - L_{j_i k_i}^8 + L_{k_i}^{6T} A_r^T \end{array} \right) & -\mathcal{H} \left( \begin{array}{c} C_{j_i} L_{k_i}^3 - L_{j_i k_i}^9 \\ + (C_{j_i} - C_{r_i}) L_{k_i}^6 \end{array} \right) \end{array} \right],$$

$$\ominus_{j_i k_i}^2 = \left[ \begin{array}{cc} X_{1i} - L_{h_i}^1 + R_{k_i}^{1T} A_{j_i}^T + R_{k_i}^{4T} (A_{j_i} - A_{r_i})^T & X_{2i}^T - L_{h_i}^2 + R_{k_i}^{4T} A_{r_i}^T & \left( \begin{array}{c} -L_{h_i}^3 + R_{k_i}^{1T} C_{j_i}^T \\ + R_{k_i}^{4T} (C_{j_i} - C_{r_i})^T - R_{j_i k_i}^{7T} \end{array} \right) \\ X_{2i} - L_{h_i}^4 + R_{k_i}^{2T} A_{j_i}^T + R_{k_i}^{5T} (A_{j_i} - A_{r_i})^T & X_{3i} - L_{h_i}^5 + R_{k_i}^{5T} A_{r_i}^T & \left( \begin{array}{c} -L_{h_i}^6 + R_{k_i}^{2T} C_{j_i}^T \\ + R_{k_i}^{5T} (C_{j_i} - C_{r_i})^T - R_{j_i k_i}^{8T} \end{array} \right) \\ -L_{h_i h_i}^7 + R_{k_i}^{3T} A_{j_i}^T + R_{k_i}^{6T} (A_{j_i} - A_{r_i})^T & -L_{h_i h_i}^8 + R_{k_i}^{6T} A_{r_i}^T & \left( \begin{array}{c} H_{j_i k_i} - L_{h_i h_i}^9 + R_{k_i}^{3T} C_{j_i}^T \\ + R_{k_i}^{6T} (C_{j_i} - C_{r_i})^T - R_{j_i k_i}^{9T} \end{array} \right) \end{array} \right],$$

$$\ominus_{j_i k_i}^3 = \begin{bmatrix} B_{j_i}^{wT} & 0 & 0 \\ 0 & B_{r_i}^T & 0 \\ 0 & 0 & B_{h_i}^{vT} \\ 0 & 0 & H_{j_i k_i} \end{bmatrix}, \quad \ominus_{j_i k_i}^4 = \begin{bmatrix} -\gamma_i^2 I & 0 & 0 & 0 \\ 0 & -\gamma_i^2 I & 0 & 0 \\ 0 & 0 & -\gamma_i^2 I & 0 \\ 0 & 0 & 0 & -I \end{bmatrix}.$$

by a spring.

$$F_{2_1}^2 = \begin{bmatrix} 1 & 0.01 \\ 0.3 & 1 \end{bmatrix},$$

**4.1. Numerical example with interconnected systems having the same order.** Consider a set of 3 interconnected TS systems  $S_1$ ,  $S_2$  and  $S_3$ , each having 2 fuzzy rules and given by

$$C_{1_1} = [4 \ 0], \quad C_{2_1} = [2.65 \ 0];$$

• Subsystem  $S_1$ :

• Subsystem  $S_2$ :

$$A_{1_1} = \begin{bmatrix} -11 & 0.1 \\ 1 & -12 \end{bmatrix}, \quad A_{2_1} = \begin{bmatrix} b & 0.2 \\ 1 & -10 \end{bmatrix},$$

$$A_{1_2} = \begin{bmatrix} -10.1 & 0.5 \\ 0 & -13 \end{bmatrix}, \quad A_{2_2} = \begin{bmatrix} 5a - 6b & 0.5 \\ 0 & -2b + 2.8a \end{bmatrix},$$

$$B_{1_1} = \begin{bmatrix} 0.2 \\ 1.2 \end{bmatrix}, \quad B_{2_1} = \begin{bmatrix} 0.1 \\ 1.2 \end{bmatrix},$$

$$B_{1_2} = \begin{bmatrix} 0.3 \\ 0.1 \end{bmatrix}, \quad B_{2_2} = \begin{bmatrix} 2 \\ 0.1 \end{bmatrix},$$

$$B_{1_1}^w = \begin{bmatrix} -0.1 \\ 0.1 \end{bmatrix}, \quad B_{2_1}^w = \begin{bmatrix} 0.1 \\ -0.1 \end{bmatrix},$$

$$B_{1_2}^w = \begin{bmatrix} 0.2 \\ -1.2 \end{bmatrix}, \quad B_{2_2}^w = \begin{bmatrix} 0.3 \\ 0.45 \end{bmatrix},$$

$$F_{1_1}^2 = \begin{bmatrix} 1 & 0.01 \\ 0.1 & 1 \end{bmatrix},$$

$$F_{1_2}^1 = \begin{bmatrix} 0.5 & 0 \\ 0.01 & 0 \end{bmatrix}, \quad F_{1_2}^3 = \begin{bmatrix} 0.5 & -0.01 \\ 0.2 & 0.3 \end{bmatrix},$$

$$F_{1_1}^3 = F_{2_1}^3 = \begin{bmatrix} 0 & 0 \\ -0.5b + 0.7a & 0 \end{bmatrix},$$

$$F_{2_2}^1 = \begin{bmatrix} 1 & 0.1 \\ 0.8a - 0.96b & 0 \end{bmatrix}, \quad F_{2_2}^3 = \begin{bmatrix} 0 & -0.01 \\ 0.3 & 0.3 \end{bmatrix},$$

$$C_{1_2} = [2 \ 0.1], \quad C_{2_2} = [0.6 \ 0];$$

• Subsystem  $S_3$ :

$$A_{1_3} = \begin{bmatrix} a & 0.2 \\ 0.1 & -20 \end{bmatrix}, \quad A_{2_3} = \begin{bmatrix} -21 & 0.5 \\ 0.5 & a \end{bmatrix},$$

$$B_{1_3} = \begin{bmatrix} 1 \\ 0.5 \end{bmatrix}, \quad B_{2_3} = \begin{bmatrix} 0.8 \\ 1.5 \end{bmatrix},$$

$$B_{1_3}^w = \begin{bmatrix} 0.1 \\ 0.4 \end{bmatrix}, \quad B_{2_3}^w = \begin{bmatrix} 0.1 \\ 0.4 \end{bmatrix},$$

$$F_{1_3}^1 = \begin{bmatrix} 0 & -0.01 \\ 0 & 0 \end{bmatrix}, \quad F_{1_3}^2 = \begin{bmatrix} 0 & 0.6 \\ -0.01 & 0.3 \end{bmatrix},$$

$$F_{2_3}^1 = \begin{bmatrix} 0 & 0.02 \\ 0 & 0 \end{bmatrix}, \quad F_{2_3}^2 = \begin{bmatrix} 0 & 0.6 \\ -0.01 & 0.7 \end{bmatrix},$$

$$C_{1_3} = [3 \ 0.1], \quad C_{2_1} = [3.45 \ 0.2],$$

where  $a$  and  $b$  are two scalar parameters dedicated to checking the feasibility fields of the LMI-based conditions.

To deal with output-feedback tracking control, consider the following reference models to specify the desired trajectories of each subsystem  $S_i$  ( $i = 1, 2, 3$ ):

• reference model for Subsystem  $S_1$ :

$$A_{r_1} = \begin{bmatrix} -30.1 & 0 \\ 0 & -32.1 \end{bmatrix}, \quad B_{r_1} = \begin{bmatrix} 0.1 \\ 2 \end{bmatrix}, \quad C_{r_1} = [1 \ -3];$$

• reference model for Subsystem  $S_2$ :

$$A_{r_2} = \begin{bmatrix} -33 & 0 \\ 0 & -30.1 \end{bmatrix}, \quad B_{r_2} = \begin{bmatrix} 0.3 \\ 0.1 \end{bmatrix}, \quad C_{r_2} = [1 \ 1];$$

• reference model for Subsystem  $S_3$ :

$$A_{r_3} = \begin{bmatrix} -32.1 & 0 \\ 0.1 & -33 \end{bmatrix}, \quad B_{r_3} = \begin{bmatrix} 2 \\ 0.3 \end{bmatrix}, \quad C_{r_3} = [-3 \ 1].$$

Figure 2 shows the feasibility fields obtained from Theorems 1 and 2, as well as the ones obtained from a corollary by Wang and Tong (2006) and Theorem 7 by Liu *et al.* (2014). To do so, the feasibility of the LMI conditions considered were checked for  $a = [-15 \ 15]$  and  $b = [-5 \ 5]$  with unit step. For this example, over 341 points were tested for each LMI conditions considered, the solutions obtained from the corollary of Wang and Tong (2006) (33 solutions, 9.6%) are included in those obtained by taking account of both Theorem 7 by Liu *et al.* (2014) (114 solutions, 33.34%) and Theorem 1 (148 solutions, 43%). Note that, for some points (11 in total), the proposed conditions failed to provide solutions when Theorem 7 by Liu *et al.* (2014) succeeded. However, over the whole tested area, Theorem 2 produced 322 solutions (94%), i.e., over twice all the previous conditions, which indicates that the proposed results allow us to significantly enhance conservatism reduction when no solution exists in relation to previous ones.

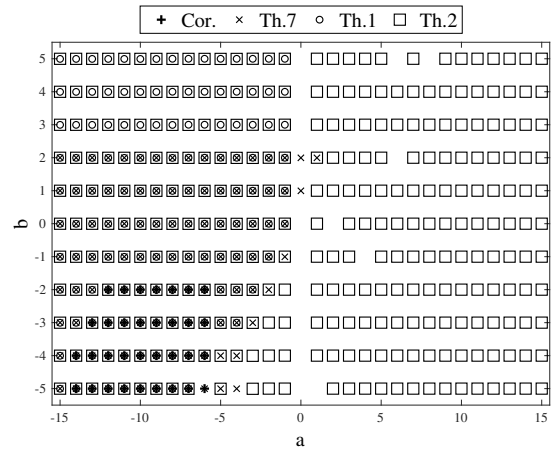


Fig. 2. Feasibility domains (Section 4).

**4.2. Numerical example with interconnected systems having different orders.**

In the previous example, we considered three TS subsystems with the same dimension (second-order systems) and the same number of rules (two for each subsystems). However, the problem is further compounded when the orders of subsystems  $\eta_i$  and/or when the numbers of their respective fuzzy rules  $m_i$  are different. To test this case, consider a set of 2 interconnected TS systems  $S_1$  ( $\eta_1 = 2, m_1 = 4$ ) and  $S_2$  ( $\eta_2 = 4, m_2 = 2$ ) given by

• Subsystem  $S_1$ :

$$A_{1_1} = \begin{bmatrix} -11 & 0.1 \\ 0.08a - 0.04b & -12 \end{bmatrix}, \quad A_{3_1} = \begin{bmatrix} -11 & 0.1 \\ 0.1 & -10 \end{bmatrix},$$

$$A_{2_1} = \begin{bmatrix} b & 0.2 \\ 0.04a - 0.04b & -10 \end{bmatrix}, \quad A_{4_1} = \begin{bmatrix} b & 0.2 \\ 0.1 & -12 \end{bmatrix},$$

$$B_{1_1} = B_{2_1} = \begin{bmatrix} 0.2 \\ 1.2 \end{bmatrix}, \quad B_{3_1} = B_{4_1} = \begin{bmatrix} 0.1 \\ 1.2 \end{bmatrix},$$

$$B_{1_1}^w = B_{2_1}^w = \begin{bmatrix} -0.1 \\ 0.1 \end{bmatrix}, \quad B_{3_1}^w = B_{4_1}^w = \begin{bmatrix} 0.1 \\ -0.1 \end{bmatrix},$$

$$F_{1_1}^2 = F_{2_1}^2 = \begin{bmatrix} 1 & 0.01 & 0 & 0 \\ 0.1 & 1 & -0.5b + 0.7a & 0 \end{bmatrix},$$

$$F_{3_1}^2 = F_{4_1}^2 = \begin{bmatrix} 1 & 0.01 & 0 & 0 \\ 0.3 & 1 & -0.5b + 0.7a & 0 \end{bmatrix},$$

$$C_{1_1} = C_{2_1} = [4 \ 0], \quad C_{3_1} = C_{4_1} = [2.65 \ 0];$$

• Subsystem  $S_2$ :

$$A_{1_2} = \begin{bmatrix} -10.1 & 0.5 & 0.5 & -0.01 \\ 0 & -13 & 0.2 & 0.3 \\ 0 & 0.6 & a & 0.2 \\ -0.01 & 0.3 & 0.1 & -20 \end{bmatrix},$$



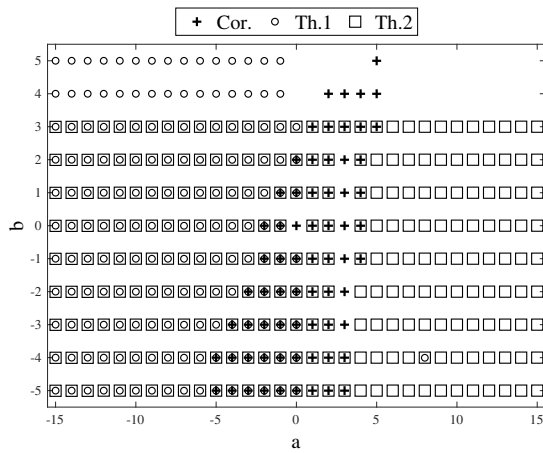


Fig. 3. Feasibility domains (Section 4.2).

$$A_{2_2} = \begin{bmatrix} 4b-7a & 0.5 & 0 & -0.01 \\ 0 & -b+1.4a & 0.3 & 0.3 \\ 0 & 0.6 & -21 & 0.5 \\ -0.01 & 0.7 & 0.5 & a \end{bmatrix},$$

$$B_{1_2} = \begin{bmatrix} 0.3 & 0 \\ 0.1 & 0 \\ 0 & 1 \\ 0 & 0.5 \end{bmatrix}, \quad B_{2_2} = \begin{bmatrix} 2 & 0 \\ 0.1 & 0 \\ 0 & 0.8 \\ 0 & 1.5 \end{bmatrix},$$

$$B_{1_2}^w = \begin{bmatrix} 0.2 & 0 \\ -1.2 & 0 \\ 0 & 0.1 \\ 0 & 0.4 \end{bmatrix}, \quad B_{2_2}^w = \begin{bmatrix} 0.3 & 0 \\ 0.45 & 0 \\ 0 & -0.1 \\ 0 & 0.5 \end{bmatrix},$$

$$F_{1_2}^1 = \begin{bmatrix} 0.5 & 0 \\ 0.01 & 0 \\ 0 & -0.01 \\ 0 & 0 \end{bmatrix}, \quad F_{1_2}^2 = \begin{bmatrix} 1 & 0.1 \\ 0.8-0.96b & 0 \\ 0 & 0.02 \\ 0 & 0 \end{bmatrix},$$

$$C_{1_2} = \begin{bmatrix} 2 & 0.1 & 0 & 0 \\ 0 & 0 & 3 & 0.1 \end{bmatrix}, \quad C_{2_2} = \begin{bmatrix} 0.6 & 0 & 0 & 0 \\ 0 & 0 & 3.45 & 0.2 \end{bmatrix},$$

where  $a$  and  $b$  are two scalar parameters dedicated to check the feasibility fields of the LMI-based conditions. To deal with their output tracking control, consider the following reference model to specify the desired trajectories of each subsystem:

- reference model for Subsystem  $S_1$ :

$$A_{r_1} = \begin{bmatrix} -30.1 & 0 \\ 0 & -32.1 \end{bmatrix}, \quad B_{r_1} = \begin{bmatrix} 0.1 \\ 2 \end{bmatrix}, \quad C_{r_1} = \begin{bmatrix} 1 & -3 \end{bmatrix};$$

- reference model for Subsystem  $S_2$ :

$$A_{r_2} = \begin{bmatrix} -33 & 0.2 & 0.1 & -0.33 \\ 0 & -30.1 & 0 & 0 \\ 0 & 0 & -32.1 & 0 \\ -0.33 & 0.2 & 0.1 & -33 \end{bmatrix},$$

$$B_{r_2} = \begin{bmatrix} 0.3 & 0 \\ 0.1 & 0 \\ 0 & 2 \\ 0 & 0.3 \end{bmatrix}, \quad C_r = \begin{bmatrix} 1 & 1 & 0 & 0 \\ 0 & 0 & -3 & 1 \end{bmatrix}.$$

Note that the conditions proposed by Liu *et al.* (2014) do not apply in this case since they are only available when the order of the interconnected TS subsystems is the same. Thus, Fig. 3 shows the feasibility fields obtained from Theorems 1 and 2, as well as the ones obtained from corollary by Wang and Tong (2006) with the same  $(a, b)$  area as in the previous example. For this example, over 341 points tested for each LMI condition considered, the results obtained from the corollary by Wang and Tong (2006) provide 68 solutions (i.e., 20% of the tested points), the ones from Theorem 1 provide 174 solutions (51%), mostly included in the ones of Theorem 2, which provide 272 solutions (79.8%). Once more, note that for few points (12 in total) the proposed conditions failed to provide solutions when the corollary by Wang and Tong (2006) succeeded. However, over the whole tested area, Theorem 2 provides a bigger feasibility field (more than 1.56 times larger than the ones obtained from the previous results), which indicates again that the proposed results allows us to enhance conservatism reduction when no solution exists in relation on previous ones.

**4.3. Interconnected inverted pendulums.** Consider two inverted pendulums connected by a spring depicted in Fig. 4. Each pendulum  $S_i$  ( $i = 1, 2$ ) is driven by an input torque  $u_i$ .

Assuming that both the pendulums consist of a point mass  $m_i$  affixed to the end of a massless rigid body rod, the  $i$ -th pendulum dynamics equation is given by

$$J_i \ddot{\theta}_i = m_i g l_i \sin \theta_i + k a^2 (\theta_i - \theta_\alpha) - d_i \dot{\theta}_i + u_i + w_i, \quad (26)$$

where  $\alpha = 1, 2$ ,  $\alpha \neq i$ ,  $\theta_i$  are the pendulums angular positions [rad] with respect to the erect position,  $w_i$  are external disturbances applied to each pendulum, with the parameters given in Table 1.

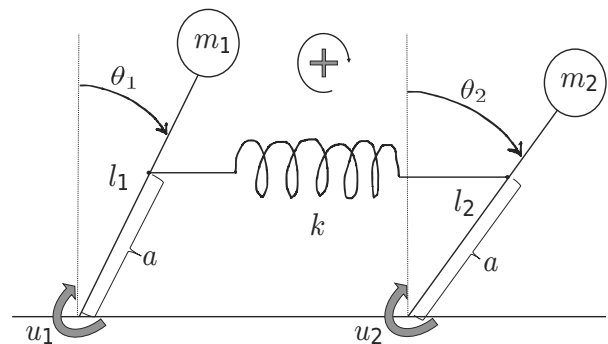


Fig. 4. Inverted pendulums connected by a spring.

Denote by  $x_i = [\theta_i \ \dot{\theta}_i]^T$  the state vector of each pendulum, and assume that only the position  $\theta_i$  is measured with noise  $\nu_i$ , the dynamical model (26) can be rewritten as

$$\begin{cases} \dot{x}_i = \begin{bmatrix} 0 & 1 \\ \frac{m_i g l_i \sin \theta_i}{J_i} + \frac{k a^2}{J_i} & -\frac{d_i}{J_i} \end{bmatrix} x_i \\ + \begin{bmatrix} 0 \\ \frac{1}{J_i} \end{bmatrix} u_i + \begin{bmatrix} 0 \\ \frac{1}{J_i} \end{bmatrix} w_i \\ + \begin{bmatrix} 0 & 0 \\ -\frac{k a^2}{J_i} & 0 \end{bmatrix} x_\alpha, \\ y_i = [1 \ 0] x_i + \nu_i. \end{cases} \quad (27)$$

Note that each subsystem contains one bounded nonlinear term  $\sin_c \theta_i = \sin(\theta_i)/\theta_i \in [-\rho, 1]$ , with  $\rho \approx 0.217$ , only depending on the outputs  $y_i = \theta_i$ . Thus, applying the sector nonlinear approach (Tanaka and Ohtake, 2001), the whole system can be represented as two interconnected TS subsystems (1), each having two rules, with

$$A_{1_i} = \begin{bmatrix} 0 & 1 \\ \frac{-m_i g l_i \rho + k a^2}{J_i} & -\frac{d_i}{J_i} \end{bmatrix},$$

$$A_{2_i} = \begin{bmatrix} 0 & 1 \\ \frac{m_i g l_i + k a^2}{J_i} & -\frac{d_i}{J_i} \end{bmatrix},$$

$$B_{1_i} = B_{2_i} = B_{1_i}^w = B_{2_i}^w = \begin{bmatrix} 0 \\ \frac{1}{J_i} \end{bmatrix}, \quad B_{1_i}^v = B_{2_i}^v = 1,$$

$$F_{1_i}^2 = F_{2_i}^2 = \begin{bmatrix} 0 & 0 \\ -\frac{k a^2}{J_i} & 0 \end{bmatrix}, \quad C_{1_i} = C_{2_i} = [1 \ 0],$$

and the membership functions

$$h_{1_i}(y_i) = \frac{1 - \sin_c y_i}{1 - \rho}, \quad h_{2_i}(y_i) = \frac{\sin_c y_i - \rho}{1 - \rho}.$$

To specify the desired output trajectories of each subsystem, the reference models (2) are considered with

$$A_{r_i} = \begin{bmatrix} -100 & 0 \\ 0 & -100 \end{bmatrix}, \quad B_{r_i} = \begin{bmatrix} 100 \\ 0 \end{bmatrix}, \quad C_{r_i} = [1 \ 0],$$

which consist of a first-order-low pass filter described in the frequency domain as  $y_i(s)/r_i(s) = 1/(1 + \kappa s)$  with the time constant  $\kappa = 1/100$  [s] and a unit gain in the filter passband; see the work of Seddiki et al. (2010) for other examples detailing how to design reference models in the T-S model-based trajectory tracking framework.

By solving the conditions proposed in Theorem 2 with the MATLAB LMI Toolbox, the decentralized non-PDC controller gains, given in Table 2, are designed. Note that, with the parameters presented in Table 1, Theorem 1 as well as the conditions proposed by Liu et al. (2014) as well as Wang and Tong (2006) failed to produce any result. This confirm the interest in the design procedure proposed in Theorem 2.

In the sequel, a closed-loop simulation of the interconnected inverted pendulums is proposed with the initial states  $x_1(0) = [0.1 \ 0]^T$ ,  $x_2(0) = [-0.1 \ 0]^T$  and  $x_{r_1}(0) = x_{r_2}(0) = [0 \ 0]^T$  and the following reference signals for output tracking:

$$r_1(t) = \begin{cases} 0 & \text{for } 0 \leq t < 24 \text{ and} \\ & 96 \leq t < 120, \\ -\frac{\pi}{4} \sin\left(\frac{\pi}{5}t\right) & \text{for } 24 \leq t < 48, \\ -\frac{\pi}{6} \sin\left(\frac{\pi}{5}t\right) & \text{for } 48 \leq t < 72, \\ -\frac{\pi}{4} \sin\left(\frac{\pi}{5}t\right) & \text{for } 72 \leq t < 96, \end{cases}$$

$$r_2(t) = \begin{cases} 0 & \text{for } 0 \leq t < 20 \text{ and} \\ & 100 \leq t < 120, \\ \frac{\pi}{4} \sin\left(\frac{\pi}{3}t\right) & \text{for } 20 \leq t < 40, \\ \frac{\pi}{6} \sin\left(\frac{\pi}{9}t\right) & \text{for } 40 \leq t < 80, \\ \frac{\pi}{4} \sin\left(\frac{\pi}{3}t\right) & \text{for } 80 \leq t < 100. \end{cases}$$

First, a simulation is performed without external disturbances and measurement noise. The results are shown in Figs. 5 and 6. Figure 5 exhibits the output trajectories and the desired references signals while Fig. 6 shows the evolution of the output tracking error and the control signal, for each pendulum.

Then, the robustness of the proposed control scheme against external disturbances and measurement noise is evaluated by applying resistive torques as an external disturbance on each pendulum during short periods and a measurement noise set as a Gaussian white noise with power 0.02. As shown in Figs. 7–8, a disturbance of 10 Nm is applied to Pendulum 1 between 110s and 114s. Then, for the second pendulum, a resistive torque of -10 Nm is applied during the time interval running from 60s to 70s. In these cases, a week deviation of output trajectories, when the designed controllers attenuate the disturbances, can be observed in Figs. 7 and 8.

Finally, note that the proposed decentralized output tracking control approach drives the subsystems to track their reference signals in the presence of measurement noise. As a matter of fact, when the sensor feedback is noisy, this lead to direct noise propagation into the control signals, which may saturate or chatter the actuators. To reduce such effects in practice, it is advised to apply low-pass filters to prevent noise propagation.

**Remark 3.** Table 3 summarizes the computational

Table 1. Parameters of interconnected inverted pendulums.

| Parameter | Value                  | Designation                                 |
|-----------|------------------------|---|
| $m_1$     | 2.5 kg                 | Mass of Pendulum 1                          |
| $m_2$     | 2 kg                   | Mass of Pendulum 2                          |
| $J_1$     | 2.5 kg m <sup>2</sup>  | Inertia of Pendulum 1                       |
| $J_2$     | 2 kg m <sup>2</sup>    | Inertia of Pendulum 2                       |
| $l_1=l_2$ | 1 m                    | Length of the pendulums                     |
| $a$       | 0.2 m                  | Distance from the pendulum to spring hinges |
| $d_1$     | 3.5 Nms/rad            | Joint friction coefficient of Pendulum 1    |
| $d_2$     | 4.5 Nms/rad            | Joint friction coefficient of Pendulum 2    |
| $k$       | 8 N m <sup>-1</sup>    | Spring stiffness coefficient                |
| $g$       | 9.81 m s <sup>-2</sup> | Acceleration of the gravity                 |

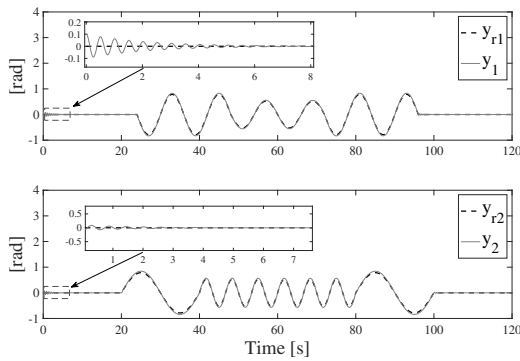


Fig. 5. Output trajectories without external disturbances.

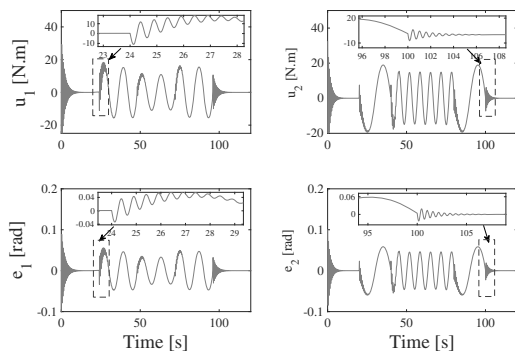


Fig. 6. Output tracking error and the control signal without external disturbances.

complexity of the conditions of Theorems 1 and 2 regarding the related LMI-based results proposed by Wang and Tong (2006) as well as Liu *et al.* (2014). Note that, in the latter studies, PDC controllers are designed with quadratic Lyapunov functions instead of non-PDC ones in our paper, with extended quadratic Lyapunov functions. This explain, on the one hand, the conservatism

Table 2. Controller parameters.

| 1st Controller |        | 2nd Controller |        |
|----------------|--------|----------------|--------|
| Parameter      | Value  | Parameter      | Value  |
| $K_{11}$       | 658.08 | $K_{21}$       | 645.09 |
| $K_{12}$       | 650.07 | $K_{22}$       | 679.07 |
| $H_{11}$       | 2      | $H_{21}$       | 1.99   |
| $H_{12}$       | 2      | $H_{22}$       | 2      |
| $\gamma_1$     | 5.50   | $\gamma_2$     | 5.49   |

improvement achieved by Theorems 1 and 2. On the other, note that slack decision variables were introduced to relax the conditions of Theorem 1 and 2 by applying descriptor redundancy as well as Lemma 2. This explains why our results involve more decision variables to provide a greater degree of freedom to convex optimization algorithms, and so conservatism improvement. Of course, the price to pay is an increase in the computational cost but, from our point of view, this does not constitute a big drawback since this computation is done off-line and we continuously observe growing improvements of computer capabilities.

**Remark 4.** The proposed controller design methodology involves off-line resolution of a set of LMI conditions (Theorems 1 and 2). Such LMI conditions remain convex optimization problems usually solvable with well-known LMI solvers (e.g., the Matlab LMI Toolbox, YALMIP or SEDUMI), to design the controller gains (3). Note that the proposed decentralized controllers provide effective tracking control techniques for interconnected systems that are characterized by their computational efficiency and robustness. Moreover, the given decentralized non-PDC controllers (3) are easy to implement with relatively low computational complexity because they involve simple matrix manipulations. Compared with the neural network approaches proposed by Li and Tong

Table 3. Comparison of the computational complexity with previous LMI-based conditions.

| Method              | Variable no. | Size of LMIs                                      |
|---------------------|--------------|---|
| Wang and Tong, 2006 | 11           | $(5\eta_i + v_i)^2$                               |
| Liu et al., 2014    | 75           | $(12\eta_i + \mu_i + v_i)^2$                      |
| Theorem 1           | 18           | $(\eta_i^2 + \eta_i + 2\rho_i + \mu_i + v_i)^2$   |
| Theorem 2           | 116          | $(\eta_i^2 + 3\eta_i + 2\rho_i + 2\mu_i + v_i)^2$ |

(2017) or Qu et al. (2017), which are significantly harder to run on-line since they require many more computational capacities, this is obviously an advantage of the proposed off-line procedure when the controllers have to be implemented on slow processors or when they are applied to real-time decentralized control of systems with fast dynamics.

### 5. Conclusion

This paper dealt with the design of decentralized static output tracking controllers for a class of interconnected TS fuzzy systems subject to external bounded disturbances. To obtain LMI-based design conditions, the closed-loop dynamics of the given decentralized static output tracking control plant subject to external disturbances were expressed using a descriptor redundancy formulation, then applying the direct Lyapunov methodology with extended quadratic Lyapunov functions candidates and an  $H_\infty$  criterion. The proposed LMI conditions provide advantages in terms of conservatism regarding the related results from the literature, highlighted through numerical examples. Moreover, the effectiveness of the proposed robust decentralized static output tracking controller design was illustrated with a simulation of two inverted pendulums connected by a spring. Further works will focus on output tracking control design for a class of interconnected TS systems involving multiple time-delays, or in the presence of stochastic abrupt structural changes in the system's topology (interconnections).

### Acknowledgment

The authors wish to express their sincere gratitude to the anonymous reviewers as well as Ms Line Kedplant for their valuable comments and guidelines on how to improve this study.

### References

Bakule, L. (2014). Decentralized control: Status and outlook, *Annual Reviews in Control* **38**(1): 71–80.  
 Benzaouia, A., El Younsi, L. and El Hajjaji, A. (2016). Stabilization of interconnected TS fuzzy systems using

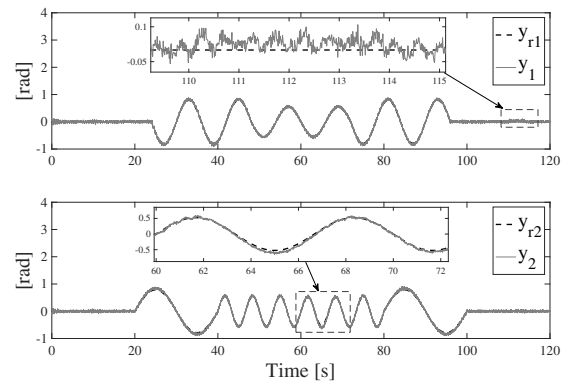


Fig. 7. Output trajectories with external disturbances and measurement noise.

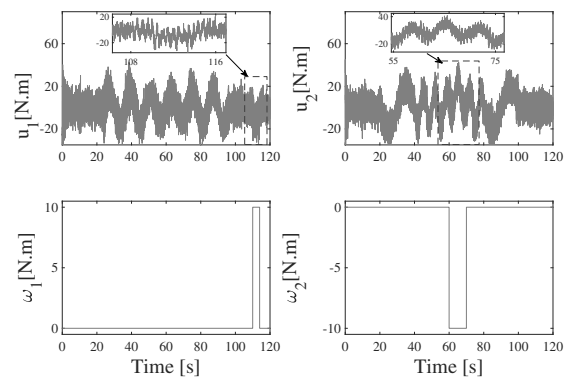


Fig. 8. Control signals and resistive torques (disturbances) with measurement noise.

LMIS, *IEEE International Conference on Fuzzy Systems (FUZZ-IEEE), Vancouver, Canada*, pp. 1154–1158.

Bouarar, T., Guelton, K. and Manamanni, N. (2010). Robust fuzzy Lyapunov stabilization for uncertain and disturbed Takagi–Sugeno descriptors, *ISA Transactions* **49**(4): 447–461.  
 Bouarar, T., Guelton, K. and Manamanni, N. (2013). Robust non-quadratic static output feedback controller design for Takagi–Sugeno systems using descriptor

- redundancy, *Engineering Applications of Artificial Intelligence* **26**(2): 739–756.
- Deng, C. and Yang, G.-H. (2017). Decentralized fault-tolerant control for a class of nonlinear large-scale systems with actuator faults, *Information Sciences* **382–383**: 334–349.
- Guelton, K., Bouarar, T. and Manamanni, N. (2009). Robust dynamic output feedback fuzzy Lyapunov stabilization of Takagi–Sugeno systems—A descriptor redundancy approach, *Fuzzy Sets and Systems* **160**(19): 2796–2811.
- Guo, C., Liang, X.-G., Wang, J.-W. and Wang, F. (2013). Robust  $H_\infty$  decentralized fuzzy tracking control for bank-to-turn missiles, *32nd Chinese Control Conference (CCC), Xi'an, China*, pp. 3498–3503.
- Guo, C., Liang, X.-G., Wang, J.-W. and Wu, H.-N. (2015). Mixed  $H_2/H_\infty$  decentralized fuzzy tracking control design for a flexible air-breathing hypersonic vehicle, *Proceedings of the Institution of Mechanical Engineers I: Journal of Systems and Control Engineering* **229**(5): 388–405.
- Guo, Y., Hill, D.J. and Wang, Y. (2000). Nonlinear decentralized control of large-scale power systems, *Automatica* **36**(9): 1275–1289.
- Jabri, D., Guelton, K., Belkhat, D.E.C. and Manamanni, N. (2018). Output-tracking controller design for switched T–S systems subject to external disturbances, *2018 IEEE International Conference on Fuzzy Systems (FUZZ-IEEE), Rio de Janeiro, Brazil*.
- Jabri, D., Guelton, K. and Manamanni, N. (2011). Decentralized control of large scale switched Takagi–Sugeno systems, *IEEE International Conference on Fuzzy Systems (FUZZ-IEEE), Taipei, Taiwan*, pp. 322–328.
- Jang, Y.H., Kim, H.S., Joo, Y.H. and Park, J.B. (2017). Output regulation of large-scale TS fuzzy-model-based decentralized control systems with unknown interconnection terms, *IEEE International Conference on Fuzzy Systems (FUZZ-IEEE), Naples, Italy*, pp. 1–6.
- Kaczorek, T. (2018). Decentralized stabilization of fractional positive descriptor continuous-time linear systems, *International Journal of Applied Mathematics and Computer Science* **28**(1): 135–140, DOI: 10.2478/amcs-2018-0010.
- Kim, H.S., Park, J.B. and Joo, Y.H. (2017). Decentralized sampled-data tracking control of large-scale fuzzy systems: An exact discretization approach, *IEEE Access* **5**: 12668–12681.
- Li, Y. and Tong, S. (2017). Fuzzy adaptive control design strategy of nonlinear switched large-scale systems, *IEEE Transactions on Systems, Man, and Cybernetics: Systems* **48**(12): 2209–2218.
- Liu, X., Sun, Q. and Hou, X. (2014). New approach on robust and reliable decentralized tracking control for fuzzy interconnected systems with time-varying delay, *ISRN Applied Mathematics* **2014**(705609): 11.
- Peaucelle, D., Arzelier, D., Bachelier, O. and Bernussou, J. (2000). A new robust D-stability condition for real convex polytopic uncertainty, *Systems & Control Letters* **40**(1): 21–30.
- Qu, Q., Zhang, H., Feng, T. and Jiang, H. (2017). Decentralized adaptive tracking control scheme for nonlinear large-scale interconnected systems via adaptive dynamic programming, *Neurocomputing* **225**: 1–10.
- Schulte, H. and Guelton, K. (2006). Modelling and simulation of two-link robot manipulators based on Takagi–Sugeno fuzzy descriptor systems, *2006 IEEE International Conference on Industrial Technology*, pp. 2692–2697.
- Seddiki, L., Guelton, K. and Zaytoon, J. (2010). Concept and Takagi–Sugeno descriptor tracking controller design of a closed muscular chain lower-limb rehabilitation device, *IET Control Theory & Applications* **4**(8): 1407–1420.
- Tagaki, T. and Sugeno, M. (1985). Fuzzy identification of systems and its application to modelling and control, *IEEE Transactions on Systems, Man, and Cybernetics* **15**(1): 116–132.
- Tanaka, K., Hori, T. and Wang, H.O. (2003). A multiple Lyapunov function approach to stabilization of fuzzy control systems, *IEEE Transactions on Fuzzy Systems* **11**(4): 582–589.
- Tanaka, K. and Ohtake, H. (2001). Fuzzy modeling via sector nonlinearity concept, *Transactions of the Society of Instrument and Control Engineers* **37**(4): 372–378.
- Tanaka, K., Ohtake, H. and Wang, H.O. (2007). A descriptor system approach to fuzzy control system design via fuzzy Lyapunov functions, *IEEE Transactions on Fuzzy Systems* **15**(3): 333–341.
- Tong, S., Zhang, L. and Li, Y. (2016). Observed-based adaptive fuzzy decentralized tracking control for switched uncertain nonlinear large-scale systems with dead zones, *IEEE Transactions on Systems, Man, and Cybernetics: Systems* **46**(1): 37–47.
- Tseng, C.-S. and Chen, B.-S. (2001).  $H_\infty$  decentralized fuzzy model reference tracking control design for nonlinear interconnected systems, *IEEE Transactions on Fuzzy Systems* **9**(6): 795–809.
- Tuan, H. D., Apkarian, P., Narikiyo, T. and Yamamoto, Y. (2001). Parameterized linear matrix inequality techniques in fuzzy control system design, *IEEE Transactions on Fuzzy Systems* **9**(2): 324–332.
- Wang, H. and Yang, G.-H. (2017). Decentralized dynamic output feedback control for affine fuzzy large-scale systems with measurement errors, *Fuzzy Sets and Systems* **314**: 116–134.
- Wang, T. and Tong, S. (2006). Decentralized fuzzy model reference  $H_\infty$  tracking control for nonlinear large-scale systems, *6th World Congress on Intelligent Control and Automation (WCICA), Dalian, China*, Vol. 1, pp. 75–79.
- Wang, W. and Ohmori, H. (2016). Decentralized disturbance attenuation control for large-scale power system, *IFAC-PapersOnLine* **49**(4): 43–48.
- Xie, L. and de Souza, C. (1992). Robust  $H_\infty$  control for linear systems with norm-bounded time-varying uncertainty, *IEEE Transactions on Automatic Control* **37**(8): 1188–1191.

- Yang, J., Yang, W. and Tong, S. (2016). Decentralized control of switched nonlinear large-scale systems with actuator dead zone, *Neurocomputing* **200**: 80–87.
- Zhang, L. and Yang, G.-H. (2017). Adaptive fuzzy output constrained decentralized control for switched nonlinear large-scale systems with unknown dead zones, *Nonlinear Analysis: Hybrid Systems* **23**: 61–75.
- Zhao, B., Liu, D., Li, Y., Wei, Q. and Song, R. (2017). Adaptive dynamic programming based decentralized tracking control for unknown large-scale systems, *36th Chinese Control Conference (CCC), Dalian, China*, pp. 3575–3580.
- Zhong, Z., Zhu, Y. and Yang, T. (2016). Robust decentralized static output-feedback control design for large-scale nonlinear systems using Takagi–Sugeno fuzzy models, *IEEE Access* **4**: 8250–8263.



**Dalel Jabri** is an associate professor in the Electrical Engineering Department at Ferhat Abbas University, Setif 1, Algeria, and a member of the DAC HR Laboratory. She earned her BSc degree in electrical engineering in 2006, her MSc degree in automatic control in 2007 at the National Engineering School of Gabes, Tunisia, and her PhD degree in automatic control at the University of Reims Champagne-Ardenne, France, and the University of Gabes in 2011. Her research

interests lie in the area of robust control of nonlinear systems.



**Kevin Guelton** (M'06) is a full professor of automatic control at the University of Reims Champagne-Ardenne (URCA), France. He received his MEng and MSc degrees in 2000 from the ENSIAME Engineering School, Valenciennes, France, and his PhD degree in automatic control from the University of Valenciennes and Hainaut-Cambresis, France, in 2003. He obtained his French HDR DSc degree in automatic control from the University of Reims

Champagne-Ardenne, France, in 2010. Since 2017, Kevin Guelton has headed the Advanced Control Team of the CReSTIC-Lab EA3804. His fields of interest include Takagi–Sugeno and hybrid systems control. Professor Guelton serves as the vice-chair of IFAC TC 3.2, the chair of the IEEE CIS Task Force on Fuzzy Control Theory and Applications, and is an associate editor of *Engineering Application of Artificial Intelligence*.



**Djamel E.C. Belkhiat** is an associate professor in the Department of Physics at Ferhat Abbas University, Setif 1, Algeria, where he is also a member of the DAC HR Lab. He earned his BSc degree in electrical engineering at Ferhat Abbas University, his Master's degree in automatic control from the University of Poitiers, France, and his PhD degree in automatic control from the University of Reims Champagne-Ardenne, France. His research interests include hybrid dynamical systems, switched systems, observer design, Lyapunov stability, monitoring and diagnosis of dynamic systems.



**Noureddine Manamanni** has been a full professor with the University of Reims Champagne-Ardenne (URCA) since 2006 and is affiliated with the CReSTIC Lab in Reims, France. He received his ME degree in electrical engineering in 1990. After two years in industry, he received his PhD degree in robotics and automation from Pierre and Marie Curie (UPMC) University Paris VI, France, in 1998. He had headed the Automatic Control and Hybrid Systems Research Group of the CReSTIC Lab until 2016. His research interests include switched systems, hybrid observer design, diagnosis, quasi-LPV systems, Lyapunov stability, hybrid dynamical systems and their application. Professor Manamanni is a member of 3 IFAC TCs. He is the author of over hundred papers on observer design, robotic control, system stability.

Received: 14 May 2019

Revised: 13 November 2019

Re-revised: 20 January 2020

Accepted: 22 January 2020