

Received December 15, 2016; reviewed; accepted June 11, 2017

Multi-stage flotation of colored impurities from albite ore in the presence of some cationic and anionic collectors

Ece Kilinc-Aksay ¹

¹ Dokuz Eylul University, Torbali Vocational School of Higher Education, 35860, Izmir, Turkey

Corresponding author: ece.kilinc@deu.edu.tr (Ece Kilinc-Aksay)

Abstract: Mica and heavy minerals containing iron oxides and titanium oxides such as rutile and sphene are floated using cationic and anionic collectors, respectively. In this study, separation of colored impurities including mica and heavy minerals from the albite ore obtained from the Aydin region in Turkey was investigated by multi-stage flotation. The effects of the new cationic and various anionic collectors and their dosages in either acidic or natural circuits were investigated to upgrade the albite ore. In the case of the flotation stage of mica minerals, the results obtained from this study showed that the stearylamine collector (Flotigam-S) gave the best performance and an albite concentrate with 7.58% Na₂O grade was produced with 81.40% Na₂O recovery at 400 g/Mg Flotigam-S under the acidic condition at pH 3. Additionally, in the heavy minerals flotation stage, the use of Na-oleate in the natural circuit (pH 6) was the most effective for removal of iron and titanium oxides, and an albite concentrate with 0.042% Fe₂O₃ and 0.061% TiO₂ grades was produced with 91.89% Fe₂O₃ and 88.56 %TiO₂ recoveries, respectively, with the use of 900 g/Mg Na-oleate. Under the optimum conditions, the colored impurities containing mica minerals, iron oxides and particularly sphene as well as rutile could be effectively removed from the albite ore in the presence of Flotigam-S and Na-oleate collectors by multi-stage flotation.

Keywords: albite, colored impurities, collectors, multi-stage flotation

1. Introduction

Commercial feldspars minerals of albite and orthoclase are primarily used in glass and ceramic industries, whereas the main minerals of feldspar are albite (NaAlSi₃O₈), orthoclase/microcline (KAlSi₃O₈) and anorthite (CaAlSi₃O₈). A 60% of world feldspar production is used in the ceramic industry and 35% in the glass industry as a source of alumina or as a flux (Kursun and Ipekoglu, 2000; Hacifazlioglu et al., 2012). Turkey is one of the prominent albite producers in the world despite possessing 14% of the world feldspar reserves (Hacifazlioglu et al., 2012). In particular, Menderes Massif, south Aegean region of Turkey, is among the largest albite (Na-feldspar) deposits in the world (Celik et al., 1998).

Mica and heavy minerals containing iron and titanium oxides are the primary source of impurities in albite ores, and they cause coloring in the final products of ceramic and glass. For this reason, these impurities must be removed from the albite ores using mineral processing methods in order to increase the quality and value of feldspar ore. One of the most effective and common methods for removing colored impurities containing mica and heavy minerals is flotation (Celik et al., 2001; Seyrankaya, 2003; Orhan and Bayraktar, 2006; Kilinc-Aksay, 2008; Terzi and Kursun, 2015). In general, feldspar can be separated from the impurities through the use of multi-stage flotation. In this method, mica minerals were floated prior to flotation of heavy minerals. Recent applications of flotation flowsheets for removing discoloring gang minerals from feldspar were presented elsewhere (Bayraktar et al., 1997; Gulsoy et al., 2004; Heyes et al., 2012). In the first stage, long chain aliphatic amines were used at pH 2.5-5 to remove the mica minerals by flotation (Baarson et al., 1962; Bayraktar

et al., 1997; Orhan and Bayraktar, 2006). These studies indicated that mica minerals could be separated effectively from a feldspar ore by flotation with tallow amine acetate (Orhan et al., 2006), primary tallow amine acetate salt (Bayraktar et al., 1997; Akar et al., 2000) and primary fatty ammonium acetate salt (Sekulic et al., 2004; Kilinc-Aksay, 2008) at pH 3. Moreover, the use of fuel oil along with amine type collectors increased the selectivity of flotation (Rau, 1985; Akar, 1994). After flotation of mica minerals, the use of either classifier or cyclone with the purpose of decreasing the effect of amine type reagents in water increased the selectivity of anionic reagents used during heavy mineral flotation (Rau, 1985; Orhan and Bayraktar, 2006). In the second stage, flotation of heavy minerals consisting of iron and titanium oxides were possible with the use of fatty acids at mildly acidic and alkaline medium, petroleum sulfonates and alkyl succinamates at acidic medium, hydroxamates, oleoyl sarcosine and potassium oleate at about natural circuit and mildly alkaline medium, sodium oleate and various vegetable oil soaps at about mildly acidic medium (Bayraktar et al., 1997; Bayat et al., 2006; Celik et al., 1998; Celik et al., 2001; Kurcan et al., 2007; Kilinc-Aksay, 2008; Kilinc-Aksay et al., 2009; Kaya et al., 2012; Terzi et al., 2013). In the recent years, novel flotation techniques such as the cyclojet, Jameson cell and dissolved air flotation have been applied for removal of colored impurities in fine-sized feldspar ores (Karaguzel, 2010; Karaguzel and Cobanoglu, 2010; Hacifazlioglu et al., 2012). If desired, separation of feldspar from quartz can be provided after flotation of heavy minerals. Firstly, feldspar is activated by hydrofluoric acid, and then floated by amines at pH 2.5-3.5 (Gulsoy et al., 2004). Also, the non-HF process for flotation of feldspar was developed by using diamine acetate plus sulfonate and di-oleate alkylpropylene diamine as collectors (Celik et al., 1998).

In this study, the colored impurities containing mica and heavy minerals in the albite ore supplied from the Aydin region in Turkey were removed by multi-stage flotation. New amine type collectors in the acidic circuit in the first stage and different collector types depending on pH in the second stage were tested to remove mica and heavy minerals containing iron and titanium oxides, respectively. The effects of these collectors on removal of colored impurities from the albite ore were investigated based on its dosages.

2. Materials and methods

2.1 Materials

The albite ore sample used for the experiments was obtained from the Aydin region in Turkey. The mineralogical properties of the sample determined by the X-ray diffractometer (XRD) indicated that the main mineral of the ore was albite ($\text{NaAlSi}_3\text{O}_8$) along with orthoclase (KAlSi_3O_8), quartz (SiO_2), muscovite ($\text{KAl}_2(\text{AlSi}_3\text{O}_{10})(\text{F},\text{OH})_2$), biotite ($\text{K}(\text{Mg},\text{Fe})_3(\text{AlSi}_3\text{O}_{10})(\text{F},\text{OH})_2$), sphene (CaTiSiO_5) and rutile (TiO_2) (Fig. 1). A chemical analysis of the sample (Table 1) carried out by X-ray fluorescence (XRF), showed that TiO_2 and Fe_2O_3 contents of the sample were determined as 0.25 and 0.22%, respectively. According to the results of microscopic liberation observations based on a grain size count method (Aytekin, 1979; Saklar et al., 2000) by an Olympus SZ 61 binocular microscope, 95% of the albite sample was liberated below 125 μm particle size.

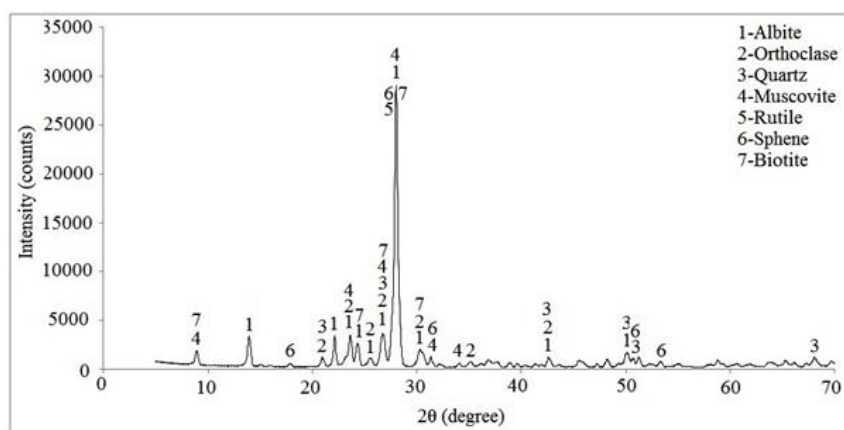


Fig. 1. XRD results of sample

Table 1. Chemical composition of sample

Component	Content (%)
SiO ₂	68.11
Al ₂ O ₃	18.15
Na ₂ O	7.24
K ₂ O	2.76
Fe ₂ O ₃	0.22
TiO ₂	0.25
MgO	0.09
CaO	1.33
LOI*	1.43

*Loss-on-ignition

The albite ore was crushed to below 2 mm by a laboratory jaw crusher, and ground to below 125 μm by using a porcelain ball mill. The particle size distribution of the sample was determined using wet sieving. The results of sieve analysis showed that d_{80} , d_{50} , and d_{20} sizes of the particles were found to be 69.80, 45.70 and 30.10 μm , respectively.

2.2 Methods

Prior to the flotation tests, the samples were de-slimed by repeated (4 times) decantation. The particles below 25 μm ($d_{80}=15 \mu\text{m}$) size were separated as slimes. The amount of the material deslimed was 7% by weight. All the flotation tests were conducted on -125+25 μm fractions with 500 g samples.

The impurities, mica and heavy minerals, were removed from the samples by a reverse flotation method. First, flotation of mica was carried out prior to flotation of heavy minerals due to considerably higher amounts of muscovite. Second, the heavy minerals consisting of iron oxide and titanium oxide were removed from the ore using anionic collectors. The anionic collectors were added into the cell stage-wise. A self-aerated sub-A Denver flotation machine (2 dm³) was used. The multi-stage flotation test conditions and procedure are presented in Table 2. All the flotation products were analyzed by XRF to determine the best performing collector. As can be seen in Table 2, 50% solids were used for the conditioning stage prior to mica and heavy minerals flotation. It is well known from literature that fatty acid collectors and petroleum sulfonates are usually conditioned at 50 to 70% solids, whereas amines, amine acetates or amine dispersions are usually conditioned at 30% to 50% solids (Baarson et al., 1962). Similar applications are seen in previous studies (Akar, 1994; Bayraktar et al., 1997; Gulsoy et al., 2004; Orhan et al., 2006).

Table 2. Multi-stage flotation test conditions and procedure

Conditions	Parameters	Mica minerals flotation	Heavy minerals
Conditioning	Solids, %	50	50
	Time, min	15	15
	Impeller speed, rpm	1500	1500
	Na ₂ SiO ₃ , g/Mg	1000	1500*
	Collector, g/Mg	Cationic	Anionic*
	Fuel oil+kerosene, g/Mg	100	--
	Dowfroth 1012, g/Mg	75	75*
Flotation	Solids, %	20	20
	Time, min	10	10
	Impeller speed, rpm	1200	1200

* in second stage, collectors were added into the cell in 2 steps as 1:1 w/w.

The flotation tests were conducted with different cationic and anionic reagents. These reagents were Flotigam-S (stearylamine), Flotigam-T (tallow fatty amine), Aero promoter 801 (petroleum sulphonate), Aero promoter 830 (alkyl succinamate), and Na-oleate. Flotigam and Aero series were

supplied by Hoechst AG (Germany) and Cytec Industries Inc. (USA), respectively. Na-oleate was prepared with similar way by Bayraktar et al., 1997. Local olive oil was used for preparing Na-oleate. A 5 N NaOH was added drop-wise by 1.8:1 volumetric ratio of into warm stirred olive oil and diluted to 10% w/w with distilled water. Besides, fuel oil and kerosene (blended as 1:4 w/w) were used as auxiliary collectors. In the flotation tests, the pH of the system was adjusted with H_2SO_4 . Sodium silicate (Na_2SiO_3) and Dowfroth 1012 were used as a dispersant and a frother, respectively.

3. Results and discussion

The colored impurities in the albite ore were floated stage-wise, i.e., multi-stage flotation. In the first and second stages, the mica flotation and heavy minerals flotation were applied, respectively. The results were explained on the basis of $Na_2O\%$ grade and recovery in albite concentrates. Mica minerals were floated with stearylamine (Flotigam-S) and tallow fatty amine (Flotigam-T) at pH 3. The performances of Flotigam-S and Flotigam-T collectors were tested with various collector dosages at pH 3. Flotigam-S and Flotigam-T were used as cationic collectors in the amount of 200, 400, 600, and 800 g/Mg. The results of the flotation tests are shown in Fig. 2.

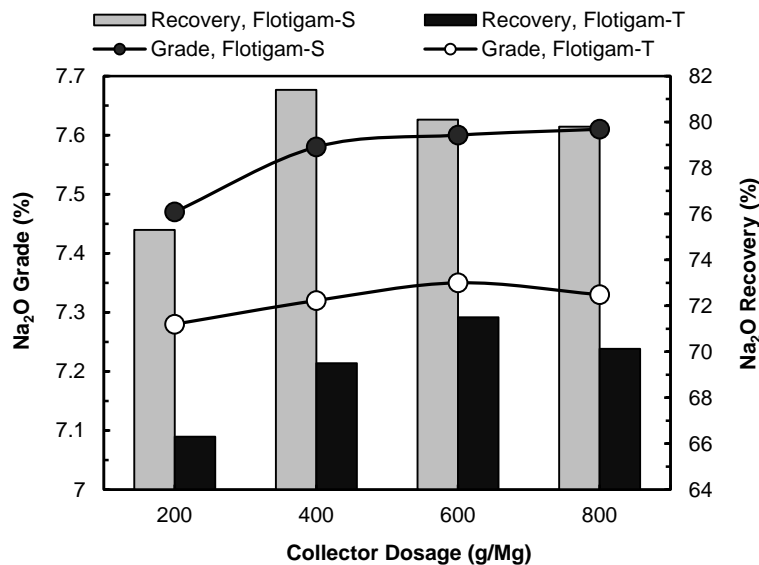


Fig. 2. Effect of cationic collectors and its dosage on mica minerals flotation at pH 3

As shown in Fig. 2, stearylamine (Flotigam-S) was more effective than tallow fatty amine (Flotigam-T) for removal of mica minerals from the albite ore. It was found that the optimum dosage of Flotigam-S was 400 g/Mg at pH 3. The albite concentrate with 7.58% Na_2O grade and 81.40% Na_2O recovery was obtained with the use of 400 g/Mg Flotigam-S. For Flotigam-T, the highest performance was provided with 600 g/Mg at pH 3, and the albite concentrate containing 7.35% Na_2O grade was produced with 71.50% Na_2O recovery. As known from literature, feldspar, quartz and some iron-bearing minerals as gang minerals are associated with mica minerals. The point of zero charge (pzc) of muscovite is about pH 1.0, and muscovite is readily floated using a cationic collector in an acidic system and an anionic collector in a basic system (Fuerstenau et al., 2007). Many papers on the application of collectors in flotation of mica minerals from feldspar have been focused on primarily to cationic amine collectors at pH 3 (Celik et al., 1998). The hydrogen ion concentration allowing activation and flotation of the mica and some of the iron-bearing minerals at pH of about and below 3.5 is sufficient to prevent attachment of the amine collector onto the feldspar and silica surfaces (Baarson et al., 1962). On the other hand, the pzc of feldspar is similar to that of quartz which is about pH 2 (Karaguzel, 2010; Heyes et al., 2012). It was stated that feldspar can be floated by cationic amine collectors at pH 2.5-3.0 in the presence of soluble fluoride ions (Heyes et al., 2012). The presence of the fluoride ion activates the feldspar surfaces for bubble-particle attachment by the amine collector, and hence depresses quartz (Baarson et al., 1962, Celik et al., 2001).

In this purpose, in the second stage, flotation of heavy minerals from the albite ore was carried out using various anionic collectors. The iron and titanium bearing minerals containing sphene and rutile in the albite ore were floated by anionic collectors at pH 3 and 6 (natural). Petroleum sulfonate (Aero 801), alkyl succinamate (Aero 830) and Na-oleate (Na-OI) were used as anionic collectors for the flotation tests. The performances of the collectors were tested at 500, 700, 900 and 1100 g/Mg. The results were evaluated on the basis of Fe_2O_3 and TiO_2 grades in the albite concentrate and recoveries of the colored impurities from the albite ore. The results are shown in Figs. 3 and 4.

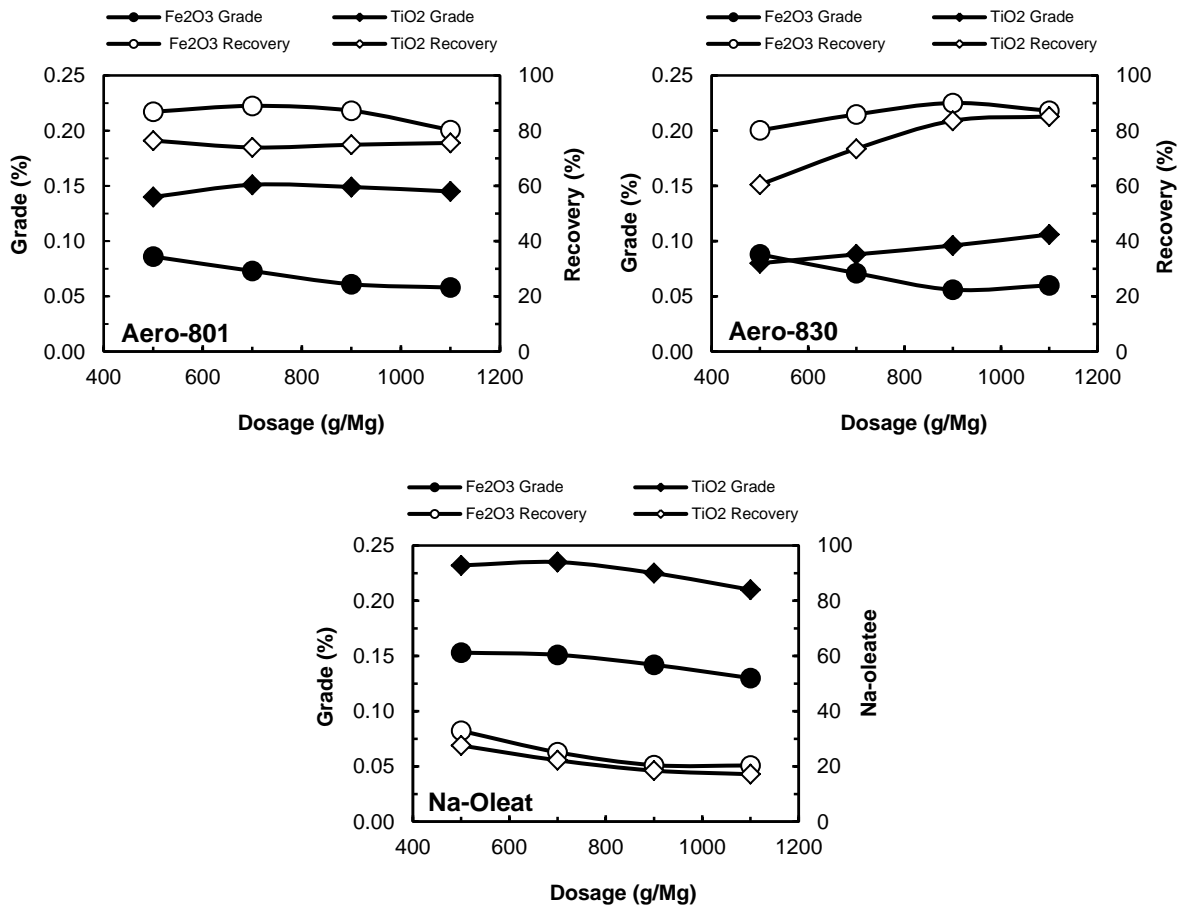


Fig. 3. Effect of anionic collectors and its dosage on flotation of heavy minerals at pH 3

As clearly seen in Fig. 3, the alkyl succinamate promoter (Aero 830) exhibited the best performance at pH 3. It was determined that the optimum dosage of Aero 830 was 900 g/Mg. The albite concentrate containing 0.056% Fe_2O_3 and 0.096% TiO_2 grades was obtained with the recovery of 90.03% Fe_2O_3 and 83.60% TiO_2 , respectively. The use of Aero 801 substantially removed iron bearing minerals at pH 3. However, it failed to show an adequate performance in terms of titanium bearing minerals, and an albite concentrate with 0.061% Fe_2O_3 and 0.149% TiO_2 grades was produced with the recoveries of 87.23% and 74.91% at 900 g/Mg, respectively. Additionally, Na-oleate gave the poorest performance at pH 3.

As seen from Fig. 4, Na-oleate at natural pH (pH 6) gave the best results for removal of iron and titanium bearing minerals from the albite sample. It was found that the optimum dosage of Na-oleate was 900 g/Mg at pH 6 (natural). The albite concentrate with the grades of 0.042% Fe_2O_3 and 0.061% TiO_2 was produced with the recoveries of 91.89% Fe_2O_3 and 88.56% TiO_2 , respectively. In the case of Na-oleate, the recoveries of colored impurities in the albite concentrate increased with increasing to pH 6 from pH 3, and the best quality concentrate was obtained at natural pH (pH 6). On the other hand, flotation of iron and titanium minerals from the albite ore was not achieved using petroleum sulphonate (Aero 801) and alkyl succinamate (Aero 830) collectors in natural pH (pH 6). The albite

concentrate with the high values of $\text{Fe}_2\text{O}_3\%$ and $\text{TiO}_2\%$ grades and the low recoveries of iron and titanium minerals from the albite ore was produced using Aero 801 and Aero 830 collectors at pH 6 (natural). For instance, while the concentrate with the grades of 0.133% Fe_2O_3 , 0.162% TiO_2 was obtained with the recoveries of 45.11% Fe_2O_3 , 34.21% TiO_2 using 900 g/Mg Aero 801, the concentrate with the grades of 0.127% Fe_2O_3 , 0.152% TiO_2 was produced with the recoveries of 46.83% Fe_2O_3 , 36.33% TiO_2 using 900 g/Mg Aero 830.

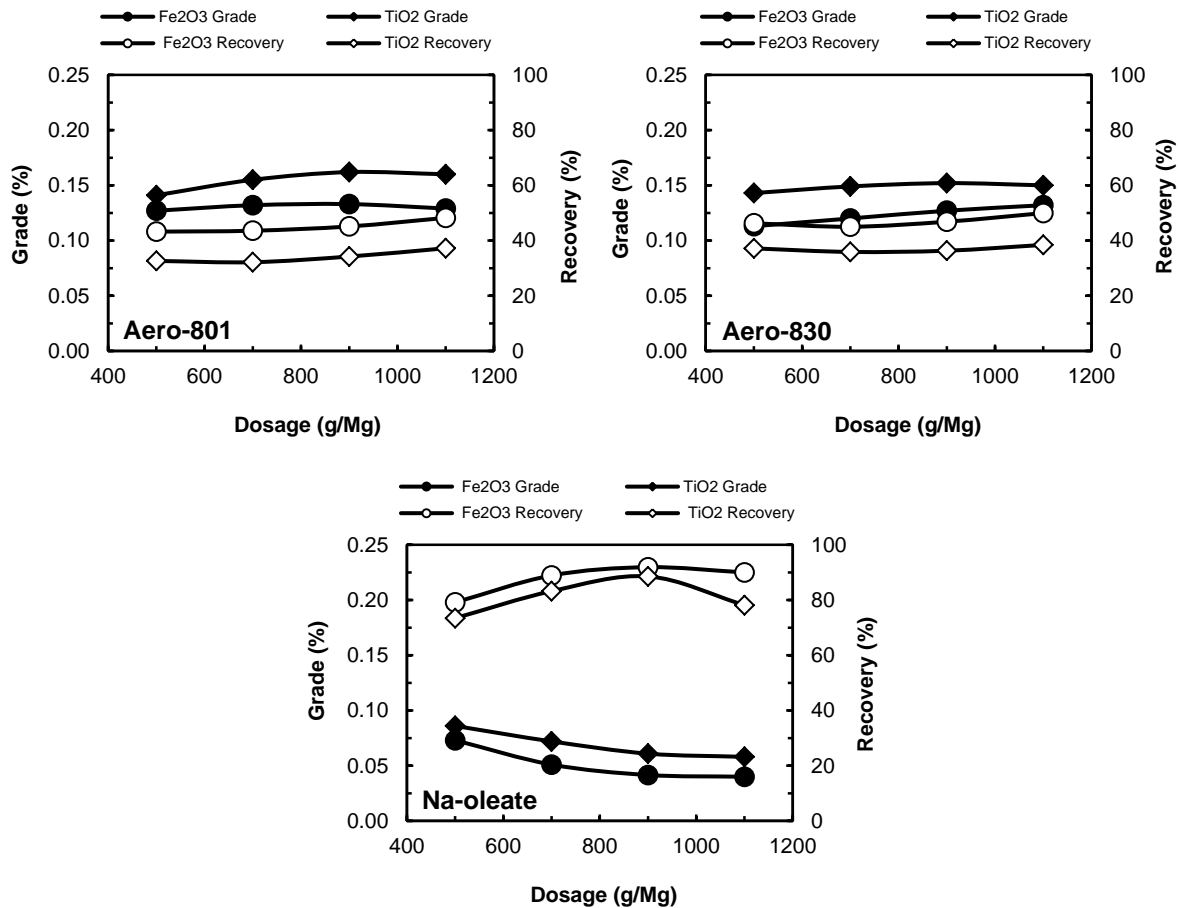


Fig. 4. Effect of anionic collectors and its dosage on flotation of heavy minerals at pH 6

As can be seen from Figs. 3 and 4, Na-oleate in the natural circuit (pH 6) gave better results than Aero 830 in the acidic circuit (pH 3) in terms of the removal of titanium bearing minerals containing particularly sphene and rutile as well as iron bearing minerals from the albite ore. It is known that while albite has the iep of around 1.5 (Celik et al., 1998, Bayat et al., 2006), the iep of rutile and sphene as titanium minerals in albite is 3.5-5.5 (Parks, 1965) and 3.5 (Kosmulski, 2009), respectively. Fatty acids are commonly used in order to remove the colored impurities from feldspar ores (Celik et al., 1998, Lui and Peng, 1999). In particular, fatty acids and fatty acid soaps containing oleic acid are strong collectors for flotation of rutile at pH 4-6 (Bayraktar et al., 1997; Lui and Peng, 1999).

4. Conclusions

This study investigated separation of colored impurities containing mica, iron and titanium bearing minerals in the albite ore received from the Aydin region in Turkey by multi-stage flotation. It was determined from the XRD analysis that while the sample mostly contained albite, it also contained muscovite, biotite, iron oxide, tourmaline, sphene and rutile as colored impurities. In addition, it was observed that the liberation size of albite was below 125 μm . Based on the results from the flotation experiments, in the first stage, the use of a stearylamine collector (Flotigam S) was found to be more selective than tallow fatty amine (Flotigam T) for flotation of mica minerals from the albite ore. Under

the optimum conditions, the albite concentrate was obtained at conditions of 400 g/Mg dosage of Flotigam S at pH 3. The Na₂O% grade of the concentrate increased to 7.58% from 7.24% and 81.40% Na₂O recovery was obtained. In the second stage, Na-oleate in the natural circuit (pH 6) was found to be effective in the removal of both iron and particularly titanium minerals containing sphene and rutile. The albite concentrate with 0.042% Fe₂O₃, 0.061% TiO₂ grades was obtained with the recoveries of 91.89% Fe₂O₃, 88.56 %TiO₂, respectively. At pH 3, the use of Aero 830 was more effective than Aero 801 in removal of iron bearing minerals and its optimal dosage was found to be 900 g/Mg. The albite concentrate with 0.056% Fe₂O₃ and 0.096% TiO₂ grades was obtained with the recoveries of 90.03% Fe₂O₃ and 83.60% TiO₂, respectively. Finally, the albite concentrate containing 69.92% SiO₂, 18.85% Al₂O₃, 7.58% Na₂O, 2.96% K₂O, 0.042% Fe₂O₃, 0.061% TiO₂, 0.07% MgO, 0.23% CaO, and 0.11% LOI was produced using 400 g/Mg dosage of Flotigam S at pH 3 and 900 g/Mg dosage of Na-oleate at pH 6 (natural). In the presence of Flotigam-S and Na-oleate collectors, the results obtained from this study showed that the mica minerals and heavy minerals containing particularly sphene and rutile as well as iron oxides in the albite ore could be effectively removed under the optimum conditions by multi-stage flotation.

References

- AKAR A., 1994. *Evaluation of Gordes-Koprubasi district feldspar industrial raw material deposits*. In: 5th International Mineral Processing Symposium, 243-249.
- AKAR G., SEYRANKAYA A., GULER E., AKAR A., 2000. *Removal of heavy minerals from albite of Mugla-Milas district by froth flotation*. Mineral Processing on The Verge of The 21st Century, Ozbayoglu et al. (ed.), Balkema, Rotterdam, 317-321.
- AYTEKIN Y., 1979. *The measurement methods of fine particle*. Ege University Publication, No:2, p114, Izmir-Turkey (in Turkish).
- BAARSON R.E., RAY C.L., TREWEEK H.B., 1962. *Plant practice in nonmetallic mineral flotation*. In: Fuerstenau, D.W. (ed.), Froth Flotation, 50th Anniversary Volume, SME AIME, New York.
- BAYAT O., ARSLAN V., CEBECI Y., 2006. *Combined application of different collectors in the floatation concentration of Turkish Feldspars*. Minerals Engineering, 19, 98-101.
- BAYRAKTAR I., ERSAYIN S., GULSOY O.Y., 1997. *Upgrading titanium bearing Na-Feldspar by flotation using sulphonates, succinamate and soaps of vegetable oils*. Minerals Engineering, 1(12), 1363-1374.
- CELIK M.S., CAN I., EREN R.H., 1998. *Removal of titanium impurities from feldspar ores by new flotation collectors*. Minerals Engineering 11(12), 1201-1208.
- CELIK M.S., PEHLIVANOGLU B., ASLANBAS A., ASMATULU R., 2001. *Flotation of colored impurities from feldspar ores*. Minerals and Metallurgical Processing 18(2), 101-105.
- FUERSTENAU M.C., JAMESON G., YOON R.H., 2007. *Froth Flotation: A Century of Innovation*. SME, p.869.
- GULSOY O. Y., CAN N. M., BAYRAKTAR I., ERSAYIN, S., HIZAL M., SAHIN A. I., 2004. *Two stage flotation of sodium feldspar – from laboratory to industrial application*. Mineral Processing and Extractive Metallurgy (Trans. Inst. Min. Metall. C), 113, 139-144.
- HACIFAZLIOGLU H., KURSUN I., TERZI M., 2012. *Beneficiation of low-grade feldspar ore using cyclojet flotation cell, conventional cell and magnetic separator*. Physicochemical Problems of Mineral Processing, 48(2), 381-392.
- HEYES G. W., ALLAN G.C., BRUCKARD W.J., SPARROW G.J., 2012. *Review of flotation of feldspar*. Mineral Processing and Extractive Metallurgy (Trans. Inst. Min. Metall. C), 121(2), 72-78.
- KARAGUZEL C., 2010. *Selective separation of fine albite from feldspatic slime containing colored minerals (Fe-Min) by batch scale dissolved air flotation (DAF)*. Minerals Engineering, 23, 17-24.
- KARAGUZEL C., COBANOGU G., 2010. *Stage-wise flotation for the removal of colored minerals from feldspatic slimes using laboratory scale Jameson cell*. Separation and Purification Technology, 74, 100-107.
- KAYA E., MALAYOGLU U., KILINC-AKSAY E., KURCAN I., 2012. *Novel approach for the removal of impurities from feldspar ores*. Asian Journal of Chemistry, 24(11), 5283-5285.
- KILINC-AKSAY E., 2008. *Removal of discoloured impurities from feldspar ores by bulk floatation*. Asian Journal of Chemistry, 20(5), 3623-3632.

- KILINC-AKSAY E., AKAR A., KAYA E., COCEN I., 2009. *Influence of fatty acid based collector on the flotation of heavy minerals from alkali feldspar ores*. Asian Journal of Chemistry, 21(3), 2263-2269.
- KOSMULSKI M., 2009. *Surface Charging and Points of Zero Charge*. Surfactant Science Series, 145, 1057.
- KURCAN I., KAYA E., KECECI I., MALAYOGLU U., SEYRANKAYA A., 2007. *Removal of mica and iron titanium oxides from feldspar ores in basic conditions at one-stage*. In: 6th International Industrial Minerals Symposium, pp.156-163, Izmir, Turkey.
- KURSUN I., IPEKOGLU B., 2000. *Recovery of potassium feldspars from granite and syenite rocks in Turkey*. The Arabian Journal for Science and Engineering, 25(2B), 205-211.
- LIU Q., PENG Y., 1999. *The development of a composite collector for the flotation of rutile*. Minerals Engineering, 12(12), 1419-1430.
- ORHAN E.C., BAYRAKTAR I., 2006. *Amine-oleat interactions in feldspar flotation*. Minerals Engineering 19, 48-55.
- PARKS A.G., 1965. *Isoelectric point of solid oxides and hydroxides*. Chemical Reviews, 65(2), 177-198.
- RAU E., 1985. *Nonmetallic Industrial Minerals-Feldspar*. In: Weiss, N.L. (ed.), SME Mineral Processing Handbook 3, New York.
- SAKLAR S., BAYRAKTAR I., ONER M., 2000. *Fine particle size analyzing techniques*. Mining, 39(2), 29-47 (in Turkish).
- SEKULIC Z., CANIC N., BARTULOVIC Z., DAKOVIC A., 2004. *Applications of different collectors in the flotation concentration of feldspar, mica and quartz sand*. Minerals Engineering, 17, 77-80.
- SEYRANKAYA A., 2003. *Removal of mica and heavy minerals from albite of Mugla-Milas district by flotation*. DEU Engineering Faculty Journal of Science and Engineering, 5(3), 171-180 (in Turkish).
- TERZI M., KURSUN I., 2013. *Investigation of evaluability of feldspar processing plant wastes*. Journal of Underground Resources, 2(3), 41-50 (in Turkish).
- TERZI M., KURSUN I., 2015. *Investigation of recovery possibilities of rutile minerals from the feldspar tailings with gravity separation methods*. Russian Journal of Non-Ferrous Metals, 56(3), 235-245.