

Ahmet CAN, Hüseyin SIVRIKAYA, Cihat TAŞCIOĞLU

DETERMINATION OF METAL CORROSION IN WOOD TREATED WITH NEW-GENERATION WATER-BORNE PRESERVATIVES

*In this study, the corrosion performances of ammonium copper quaternary (ACQ) and boric acid (BA) wood preservatives were investigated, with micronized copper quaternary (MCQ) and nano boron (NB) used as reference materials. In the study, Scots pine (*Pinus sylvestris* L.) wood samples were impregnated according to the full-cell process method with ACQ at 2.4% concentration, BA at 4% and MCQ and NB at 1%. The ACQ- and BA-impregnated samples were then impregnated for a second time using five different water-repellent materials: tall oil, linseed oil, sodium silicate, methyl hydrogen silicone and N'-N-(1,8-naphthalyl)hydroxylamine. Polyethylene glycol (PEG) 600 and aluminum sulfate were introduced as single impregnations in the form of homogeneous mixtures with ACQ and BA. The corrosion properties of the impregnated and control samples, including metal weight loss (MWL) and corrosion depth, were examined. The MWL values of the ACQ-impregnated samples showed an increase compared to the control group. The MWL values of the MCQ-impregnated samples were lower than those of the samples impregnated with ACQ, whilst the MWL values of the BA-impregnated samples were higher than those of the samples impregnated with NB.*

Keywords: Alkaline copper quaternary (ACQ), boric acid (BA), micronized copper quaternary (MCQ), nano boron (NB), corrosion test

Introduction

Wood is a material that grows in the natural environment and, in addition to corrosion, is affected by UV rays, humidity, rainfall, snow, moisture, white frost, wind, temperature, O₂ and polluting gases in the outdoor environment. As a result of moisture, corrosion occurs in the nails and screws used in the assembly of wooden construction materials, thus causing serious damage to buildings. In the conventional sense, corrosion refers to the degradation of metals and alloys as a result of their chemical and electrochemical reactions with their surroundings. However, new findings indicate that non-metallic materials

Ahmet CAN✉ (acan@bartin.edu.tr), Bartin University, Bartin, Turkey; Hüseyin SIVRIKAYA (hsivrikaya@bartin.edu.tr), Bartin University, Bartin, Turkey; Cihat TAŞCIOĞLU (cihattascioglu@duzce.edu.tr), Duzce University, Düzce, Turkey

are also affected in a similar manner by environmental conditions. Corrosion is known as a surface phenomenon; in other words, it occurs at the interface being the place of contact between the metal and the environment [Can 2011]. Corrosion constitutes damage and loss incurred by metallic materials. Consequently, it leads to significant loss in terms of safety as well as in economic terms. For example, fracturing in some important parts of an aircraft due to corrosion (e.g., corrosion fatigue, stress corrosion cracking) may cause the plane to crash. Corrosion is the most significant reason for wastage of the world's limited metal resources. Almost half of the metallic materials produced annually become unusable by the end of the year because of corrosion. Although deactivated metallic materials can be partially utilized as scrap, one-third of the total is lost for further recycling. Corrosion pollutes the environment, and also accelerates metal corrosion in the polluted environment. The loss of metal makes new metal production a necessity, and consequently increases the amount of atmospheric and water pollution caused by its production [Yıldız and Can 2012].

Wood is a material that is naturally prone to corrosion, and may become more corrosive depending on the environment to which it is exposed and the modification applied. The extractive substances, moisture content and pH of wood play an important role in the formation of corrosion. As a general rule, woods with a pH value of less than 4 are highly corrosive. If the content of moisture within the wood is higher than 20%, corrosion formation is accelerated, and the corrosion rate increases in parallel with the increase in moisture. If the wood gets wet, it can be prone to corrosion at any temperature, but especially at high temperatures, despite being thoroughly dried. The corrosion rate values are expected to decrease in parallel with a decrease in the absorbed water ratio. However, although chemical substances used during the impregnation process reduce the water uptake of the wood, the chemical properties of the materials can themselves cause corrosion [Yıldız and Can 2012; Anonymous 1999].

The aim of this work was to determine the weight loss and corrosion of metal in contact with wood treated with ammonium copper quaternary (ACQ) and boric acid (BA) preservatives, and to compare the findings with those for untreated wood and wood treated with micronized copper quaternary (MCQ) and nano boron (NB). The role of the impregnation substances in the reduction of corrosion due to the effect of moisture was also evaluated.

Materials and methods

Scots pine (*Pinus sylvestris* L.) sapwood timber with an oven-dry density of 490 kg/cm³ and an average growth ring width of 0.2 cm was purchased from the Kartal Ahşap Company in Bartın, Turkey. The wood was cut into small samples with the dimensions 20 × 20 × 45 mm. The samples were free of knots and showed no visible evidence of infection by mold or fungi. Alkaline copper quaternary (ACQ) and micronized copper quaternary (MCQ) wood preservatives

were purchased from the Koppers Company, boric acid (BA) from Eti Maden İşletmeleri, and nano boron (NB) from Ege Nanotek Kimya Sanayi. Sodium silicate (SS), aluminum sulphate (AS), polyethylene glycol (PEG), methyl hydrogen silicone (MHS), and N'-N-(1,8-naphthalyl)hydroxylamine (NHA-H) were purchased from Duzey laboratory chemicals and devices, all in Turkey. The substances other than impregnating agents (ACQ, MCQ, BA, NB) can be classified as water-repellent (excluding PEG).

The concentrations of the preservatives and their formulations are listed in Table 1 together with the treatment descriptions. The variations were formulated with BA.

Table 1. Impregnation method variations and samples created

Variations*	Treatment description
2.4% ACQ	Impregnated with ACQ only
2.4% ACQ + 50% TO	1 st impregnation with ACQ then 2 nd impregnation with TO
2.4% ACQ + 100% LO	1 st impregnation with ACQ then 2 nd impregnation with LO
2.4% ACQ + 30% SS	1 st impregnation with ACQ then 2 nd impregnation with SS
2.4% ACQ, 20% PEG	Single impregnation by mixing ACQ and PEG
2.4% ACQ, 5% AS	Single impregnation by mixing ACQ and AS
2.4% ACQ + 5% MHS	1 st impregnation with ACQ then 2 nd impregnation with MHS
2.4% ACQ + 0.1% NHA-H	1 st impregnation with ACQ then 2 nd impregnation with NHA-H
1% MCQ	Impregnated with MCQ only
1% NB	Impregnated with NB only
TO	Impregnated with TO only
LO	Impregnated with LO only
SS	Impregnated with SS only
PEG	Impregnated with PEG only
MHS	Impregnated with MHS only
NHA-H	Impregnated with NHA-H only

*Variations with ACQ were also formulated with BA.

Wood preservatives were prepared at different concentrations (Table 1) and were impregnated for 30 min under vacuum and then for 60 min under a pressure of 0.6 MPa. The weight of the samples was recorded before impregnation (M_f) and after impregnation (M_s). The retention of the samples was calculated using equation (1) below. Subsequently, the samples were conditioned for two weeks in a climate-controlled cabinet at 20°C and 65% relative humidity.

After the conditioning process, the samples to be subjected to the second impregnation process were dried at 103°C until they reached oven dry weight. After recording the oven dry weights of the samples (M₁), they were

impregnated with the solutions prepared at different concentrations (Table 1) for 30 min under vacuum and then for 60 min under a pressure of 6 bar. After the second impregnation process, the samples were conditioned for one week in a climate-controlled cabinet at 23°C and 65% relative humidity. After conditioning, the samples were allowed to dry at 80°C for 2 days (M2). The weight percentage gain values (WPG%) of the samples after the impregnation were calculated using equation (2).

For the tall oil (TO) impregnation, oil/water emulsions were prepared with tall oil in a ratio of 1/1 (weight/weight). Sodium lauryl sulfate (SLS) was added at a ratio of 15% as the surface active agent. In the preparation of the emulsion, the oil and surface active agent were thoroughly mixed with a blender (3000 rpm) and pure water was slowly added while the mixing continued. The prepared emulsion was then mixed in a magnetic mixer for 1 h. The NHA-H was prepared with a 0.1% concentration of methanol. Pure water was used for the preparation of the solutions of MHS, LO and SS.

$$\text{Retention (kg/m}^3\text{)} = G \times C \times 10/V \quad (1)$$

where G is the amount of the impregnated material absorbed by the sample ($M_s - M_f$) (g), C is the concentration of the impregnation solution (%), and V is the sample volume (cm^3).

$$\text{WPG (\%)} = (M_2 - M_1)/M_1 \times 10 \quad (2)$$

where M2 is the dry weight after impregnation (g) and M1 is the oven dry weight before impregnation (g).

The AWWA E12 [2015] standard was used for the corrosion test. For this test, 10 air-dried wood samples with dimensions of 20 × 20 × 45 mm were used. The screws used had diameters of 2.35 mm and 30 mm. Five samples were used for each variation. Screws were driven in the middle of the 45 × 20 mm surfaces of the air-dried samples.

Prior to being driven into the wood samples, the screws were washed with ethanol to clean them of any grease and sediments. The cleaned screw samples were numbered and their pre-test weights (M1) were determined at a sensitivity of 0.0001 g. The area of the metal was 0.000381465 m² and the density was 1.18 kg/dm³. The samples were kept at 25°C and 97% relative humidity for eight weeks.

After the test, the wood samples were split and the screws removed. The sample carbon steel screws were cleaned by washing with 10% ammonium citrate. After cleaning, the screws were weighed (M2). From this data, the metal weight loss (MWL) in the screw samples was calculated using the formula in equation (3), and the depth of the corrosion formed was calculated using the formula in equation (4).

$$\text{Metal weight loss (g/m}^2\text{)} = ((M_1 - M_2))/(\text{Metal area (m}^2\text{)}) \quad (3)$$

$$\text{Corrosion (\mu m)} = (\text{Metal weight loss (g/m}^2\text{)})/(\text{Metal density (kg/dm}^3\text{)}) \quad (4)$$

The data were analyzed using the SPSS version 16.0 statistical package program, based on a 95% confidence level. The data and the statistical differences between them were calculated by multiple variance analysis. The Duncan test was performed to determine differences in the variances.

Results and discussion

The weight gain (%) values of the $20 \times 20 \times 45$ mm samples used for the corrosion test after impregnation are presented in Figure 1.

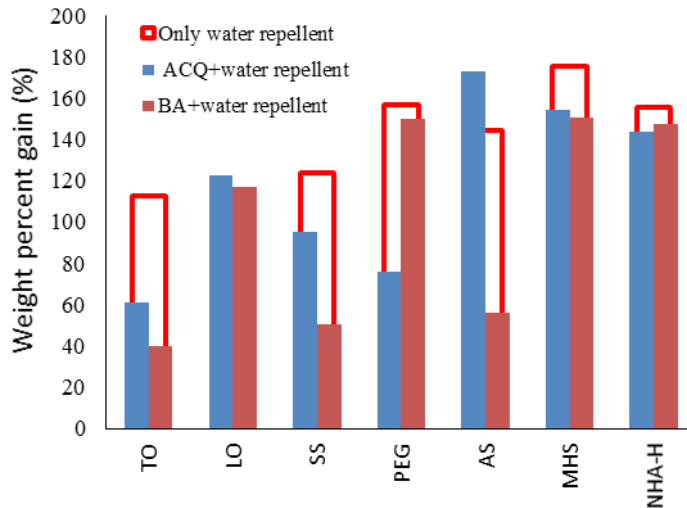


Fig. 1. Weight percent gain values (%) of samples after impregnation

The retention value obtained was 14.95 kg/m^3 in the samples impregnated with ACQ, 26.71 kg/m^3 in those impregnated with BA, 6.32 kg/m^3 in those impregnated with MCQ, and 6.63 kg/m^3 in those impregnated with NB. When the samples were impregnated with water-repellent agents after the first impregnation with ACQ and BA, a lower WPG value was obtained (except for LO) than for samples treated with the water-repellents alone. In the samples which were subjected to the second impregnation process after the impregnation with ACQ, the lowest weight gain (60.73%) was recorded with TO and the highest (154.12%) with MHS. Polyethylene glycol (PEG), which was applied in a single impregnation mixed with ACQ, yielded a WPG value of 75.82%, while a value of 172.95% was obtained using the aluminum sulfate (AS) mixture.

In the samples which were subjected to the second impregnation process after impregnation with BA, the lowest weight gain (39.96%) was obtained with TO and the highest (150.33%) with MHS. PEG, which was applied in a single impregnation mixed with the BA, yielded a WPG value of 150.09%, while a value of 156.78% was obtained using the AS mixture. The weight gain values

obtained in these cases were higher than those for samples impregnated with ACQ. High weight gain values were observed in the impregnation processes with water-repellent materials only. The highest weight gain (175.48%) was observed with MHS, and the lowest in samples impregnated with LO.

MWL values (g/m^2) obtained for the materials with ACQ and BA in combination with water-repellents, the MCQ and NB samples and the control samples, and the differences in values compared with the controls, are shown in Figures 2 and 3. In addition, the corrosion depth (μm) of the samples and the differences generated by the variations relative to the control are shown in Figures 4 and 5.

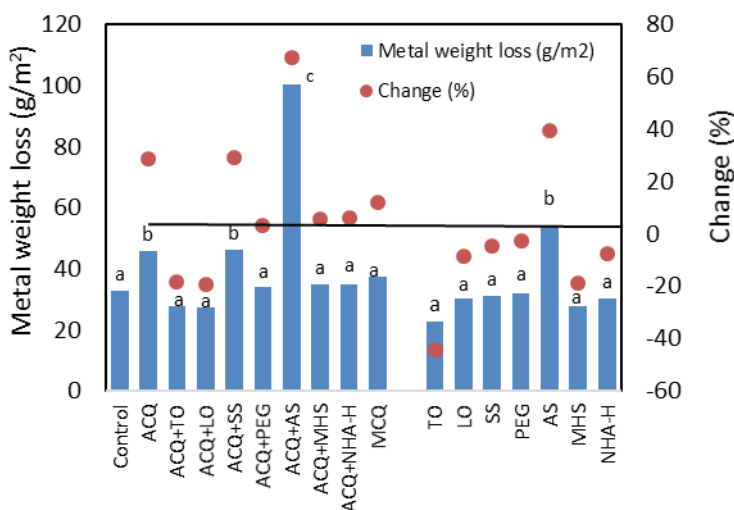


Fig. 2. Metal weight loss (g/m^2) of samples impregnated with copper compounds and metal weight loss change (%) relative to the control

The MWL for the Scots pine wood samples used in the study was found to be 32.70 g/m^2 and the corrosion depth was found to be $33.70 \mu\text{m}$. In corrosion studies using spruce and black larch, respective metal weight losses of 301.2 g/m^2 and 256.6 g/m^2 and corrosion depths of $38.61 \mu\text{m}$ and $32.9 \mu\text{m}$ were obtained. The low MWL values obtained in this study can be attributed to the differences between the wood and the metal used. After the impregnation process, the MWL values with the ACQ-impregnated samples increased relative to the control, with a statistically significant difference between the control and the ACQ sample ($p > 0.05$). Corrosion formation was increased due to the Cu^+ ions in the wood materials impregnated with copper compounds [Baker 1988; Zelinka and Stone 2011]. Past reports have emphasized that the corrosion rate increases in parallel with an increase in copper concentration [Kear et al. 2009; Zelinka and Rammer 2011; Zelinka and Stone 2011].

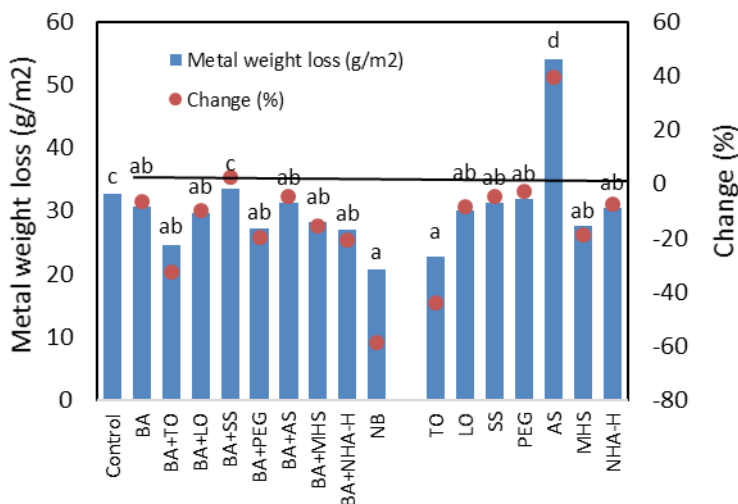


Fig. 3. Metal weight loss (g/m²) of samples impregnated with boron compounds and metal weight loss change (%) relative to the control

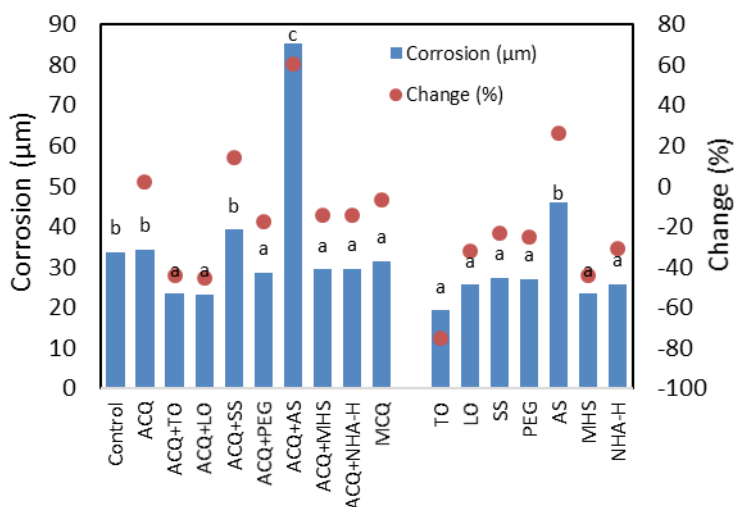


Fig. 4. Corrosion depth (µm) of samples impregnated with copper compounds and corrosion depth change (%) relative to the control

In the analysis of the combinations of ACQ with water-repellent agents, the MWL values decreased in all variations except for the case of AS. The minimum MWL was obtained as 27.39 g/m² with LO used at 100% concentration, while the maximum MWL was obtained as 100.49 g/m² with AS used at a concentration of 5%. The ACQ (67% copper oxide, 33% DDAC) and AS

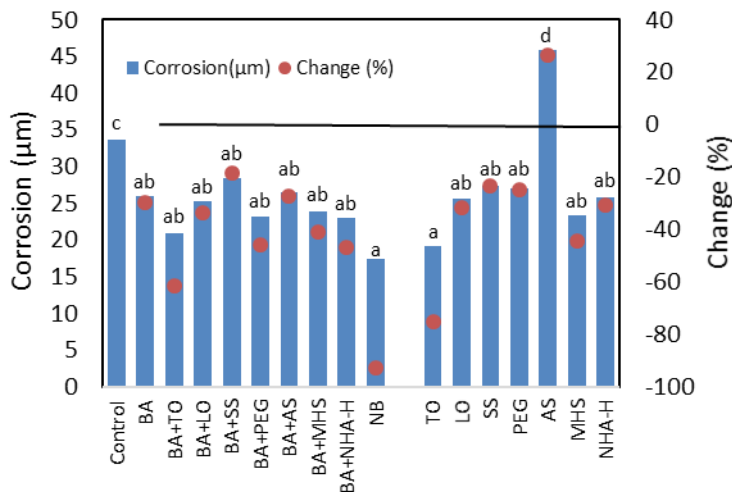


Fig. 5. Corrosion depth (μm) of samples impregnated with boron compounds and corrosion depth change (%) relative to the control

$[\text{Al}_2(\text{SO}_4)_3]$ materials were mixed together for a single impregnation. It was thought that the copper oxide in this formulation reacted with the sulfate to form copper(II) sulfate (CuSO_4), and that this resulting CuSO_4 increased the MWL values. In contrast, the MWL obtained with a single impregnation using the BA and AS mixture was not as high as that of the variation using ACQ (100.49 g/m^2) [URL-1, 2017]. Like all copper compounds, copper sulfate also has highly corrosive properties. One previous study also reported that aluminum sulfate used as a fire retardant demonstrated a corrosive effect [Baker 1980].

LO and TO significantly reduced the MWL values. This is mainly due to the low water intake of the oil-treated wood samples. Although the moisture content of the control samples was 22.64% at the end of the test, the moisture content values of the samples impregnated with TO and LO were 18.14% and 13.50% respectively. After the impregnation process, the water intake rate of the wood decreases, because the hemicelluloses and OH groups connected to the cellulose are blocked as the cell walls are filled with oil, and thus the moisture content, which accelerates the formation of corrosion, can be lowered [Tomak 2011].

BA, which is not as corrosive as ACQ, reacts like a mild acid and may cause corrosion in metals. In the wood samples impregnated with BA, 30.67 g/m^2 MWL occurred. Statistically, this was at the same level as in the control ($p > 0.05$). The lowest MWL with the variations formulated with BA was obtained in the samples impregnated with TO (24.64 g/m^2), and the highest in samples impregnated with SS (33.55 g/m^2). In the case of water-repellent agents used alone, the maximum MWL value was obtained in samples impregnated with AS (54.13 g/m^2), while the minimum MWL was obtained in samples

impregnated with TO (22.68 g/m²). When examining the chemical substances used in micro and nano sizes, it was observed that the metal loss and the corrosion depth generated were significantly reduced with both MCQ and NB compared with macro-sized agents. The MWL was found to be 37.16 g/m² and the corrosion depth 31.49 µm in the sample groups impregnated with MCQ, whereas the MWL was 20.62 g/m² and the corrosion depth 17.48 µm in the sample groups impregnated with NB. The NB samples had the lowest MWL among all variations. The MCQ material, with its copper content, produced an MWL value close to the control (37.16 g/m²), and statistically there was no difference between them. Studies in the literature examining the corrosion properties of impregnated materials show that MCQ-impregnated materials had a less abrasive impact [Zelinka and Stone, 2011]. Furthermore, in another study it was stated that the copper content in MCQ was higher than the copper content in ACQ, but that it had a less abrasive effect due to the fact that the copper in MCQ is water-insoluble [Zelinka et al. 2010; URL-2 2017].

Conclusions

In this study, the MWL values obtained using the variations formulated with ACQ were found to be higher than in the control samples. There were statistically significant differences in metal weight losses between the samples impregnated with ACQ and the control samples ($p < 0.05$). The maximum MWL was obtained in samples impregnated with ACQ+AS. With some formulation variations, the corrosive impact of the ACQ material was reduced.

The MWL values of the samples impregnated with MCQ were lower than those of the samples impregnated with ACQ.

The samples impregnated with BA produced results similar to those of the control samples. The MWL values of the samples impregnated with NB were lower than those of the samples impregnated with BA.

In samples impregnated with water-repellent agents only, the maximum MWL values were obtained with samples impregnated with AS.

Corrosion is an important problem with respect to copper compounds, and the results obtained in our study confirm this. In the variations formulated with ACQ, the MWL values after corrosion testing were significantly reduced with some of the variations. It is recommended that, when they are to be used in places where the corrosion risk is high, wooden materials should be impregnated with ACQ variations formulated with water-repellent agents.

References

Anonymous [1999]: Forest Products Laboratory. Wood Handbook: Wood as an Engineering Material. Madison, WI: U.S. Department of Agriculture, Forest Service, 463 pp.

- Baker A.J.** [1980]: Corrosion of metal in wood products, durability of building materials and components. ASTM STP 691. West Conshohocken, PA: American Society for Testing and Materials: 981-993
- Baker A.J.** [1988]: Corrosion of metals in preservative-treated wood. In: Wood protection techniques and the use of treated wood in construction. Ed. M. Hamel. Madison, WI: Forest Products Society: 99-101
- Can A.** [2011]: The effects of industrial scale heat treatment and boron compounds on some, physical, mechanical and biological properties of impregnation wood. Graduate thesis, Institute of Science and Technology, Trabzon
- Kear G., Wu Hai Z., Jones Mark S.** [2009]: Weight loss studies of fastener materials corrosion in contact with timbers treated with copper azole and alkaline copper quaternary compounds. Corrosion Science 51: 252-262
- Tomak D.E.** [2011]: The effect of oil heat treatment and emulsion techniques on decreasing the leachability of boron in wood. Ph.D. diss., Institute of Science and Technology, Trabzon
- URL-1** [2017]: <http://www.sciencelab.com/msds.php?msdsId=9923597>, Copper sulfate (Feb. 20, 2017)
- URL-2.** [2017]: <http://web.utk.edu>, Micronized Copper Wood Preservative (Jan. 1, 2017)
- Yıldız S., Can A.** [2012]: Corrosion properties of heat treated spruce, European Black Pine, Beech and Poplar wood species. I. National Mediterranean Forest and Environment Symposium, KSU J. Engineering Sci., Special Issue: 62-68
- Zelinka S.L., Rammer D.R.** [2011]: Synthesis of published and unpublished corrosion data from long term tests of fasteners embedded in wood: Calculation of corrosion rates and the effect of corrosion on lateral joint strength. In: CORROSION 2011, Paper No. 11163. Houston, TX: Nace International
- Zelinka S.L., Sichel R.J., Stone D.S.** [2010]: Exposure testing of fasteners in preservative treated wood: gravimetric corrosion rates and corrosion product analyses. Corrosion Science 52: 3943-3948
- Zelinka S.L., Stone D.N.** [2011]: Corrosion of metals in wood: comparing the results of a rapid test method with long-term exposure tests across six wood treatments. Corrosion Science 53: 1708-1714

List of standards

AWPA E12:2015 Standard method of determining corrosion of metal in contact with treated wood (Granbury, TX: American Wood Preservers Association Standard)

Acknowledgements

This study was supported by Bartın University, Scientific Research Coordination Office (Project number: 2016-FEN-C-001).

Submission date: 22.09.2018

Online publication date: 15.05.2020