

APPROXIMATION OF VERTICAL DISTRIBUTION OF THE SOUND SPEED IN WATER USING BASIS HERMITE'S POLYNOMIAL

ARTUR MAKAR

Polish Naval Academy
69, Śmidowicza St., 81-103 Gdynia, Poland
A.Makar@amw.gdynia.pl

In the paper theoretical basics of interpolation method of one variable using basis Hermite's polynomials have been presented. There have been described local Hermite's bases and polynomial interpolation relationship. The method has been used for description the vertical distribution of the sound speed in water in Five Whistles Corner area in the Motława estuary in Gdansk Nowy Port.

INTRODUCTION

Representation of curves and surfaces polynomial and piece polynomial using bases of Bernstein polynomials or B-splines is suitable during shaping curves and surfaces without taking note on interpolation conditions. In practice often occurs the situation, when there is necessary to create the smooth curve crossing specific sequence of points. Interpolation B-spline curve can be obtained by solution of the set of linear equations, which gives control points of the curve. Another representation of the curve can be Hermite's representation, used for modeling of the vertical distribution of the sound speed in water.

1. LOCAL HERMITE'S BASES

Let us take into consideration established sequence of numbers u_0, \dots, u_N , which we assume as interpolation knots. For each knot we define the value of the function or point of the curve, which should be constructed. Simultaneously they will be knots of function or splined curve, that is connecting points of polynomials or polynomial arc of the curve.

For each segment $[u_i, u_{i+1}]$ we define polynomial base, which will be used for local description of the curve on this segment. Starting point is the problem of Hermite's interpolation with two $(r+1)$ -times interpolation knots u_i i u_{i+1} . We want to obtain the base of polynomial space of $2r+1$ degree at the most

$$\{H_{i,00}, H_{i,10}, \dots, H_{i,0r}, H_{i,1r}\} \quad (1)$$

such as the polynomial $p(t)$, which is the solution of interpolation problem with given values $p(u_i), p(u_{i+1}), p'(u_i), p'(u_{i+1}), \dots, p^{(r)}(u_i), p^{(r)}(u_{i+1})$, can be written in the form:

$$p(t) = p(u_i)H_{i,00}(t) + p(u_{i+1})H_{i,10}(t) + p^{(r)}(u_i)H_{i,0r}(t) + p^{(r)}(u_{i+1})H_{i,1r}(t) \quad (2)$$

This polynomial base we will call Hermite's local base. Description "Hermite's local base" and Hermite's representation" lean on the relationship the base with the Hermite's interpolation problem. They have nothing to do with Hermite's orthogonal polynomials.

There is easy to notice, that for each r the base given in selected method has following property:

- One distribution: $H_{i,00}(t) + H_{i,10}(t) = 1$.
- Symmetry: $H_{i,0j}(U_i+t) = (-1)^j H_{i,1j}(u_{i+1}-t)$.
- Relationship between different bases: Let $\{H_{00}, H_{10}, \dots, H_{0r}, H_{1r}\}$ denotes the local base determined by knots 0 and 1. Then for any $u_i < u_{i+1}$, $m \in \{0, 1\}$, $j = 0, \dots, r$, there is equality $H_{i,mj}(t) = h_i^j H_{mj}(u)$; $h_i = u_{i+1} - u_i$, $u = (t - u_i)/h_i$.

Finding Hermite's local base can be realized as finding the base for knots 0 and 1. So as to find the polynomial H_{00} , there is enough to solve the interpolation problem assuming $H_{00}(0) = 1, H_{00}(1) = 0$ and zero values of derivatives of $1, \dots, r$ degree in both knots; finding the base is realized as solving $2r+2$ interpolation problems.

For $r=0$ there is the problem of Lagrange's interpolation. Basis polynomials have following form:

$$H_{00}(u) = 1 - u \quad (3)$$

$$H_{10}(u) = u \quad (4)$$

For $r=1$ the local Hermite's base for knots 0 and 1 consists of following polynomials:

$$H_{00}(u) = 2u^3 - 3u^2 + 1 \quad (5)$$

$$H_{01}(u) = u^3 - 2u^2 + u \quad (6)$$

$$H_{10}(u) = -2u^3 + 3u^2 \quad (7)$$

$$H_{11}(u) = u^3 - u^2 \quad (8)$$

Local Hermite's base for $r=2$ consists of following polynomials:

$$H_{00}(u) = (6u^2 + 3u + 1)(1 - u)^3 \quad (9)$$

$$H_{01}(u) = (3u^2 + u)(1 - u)^3 \quad (10)$$

$$H_{02}(u) = \frac{1}{2}u^2(1 - u)^3 \quad (11)$$

$$H_{10}(u) = u^3(6u^2 - 15u + 10) \quad (12)$$

$$H_{11}(u) = u^3(1 - u)(3u - 4) \quad (13)$$

$$H_{12}(u) = \frac{1}{2}u^3(1-u)^2 \quad (14)$$

For construction the curves and surfaces usually bases of 3rd degree are used ($r=1$).

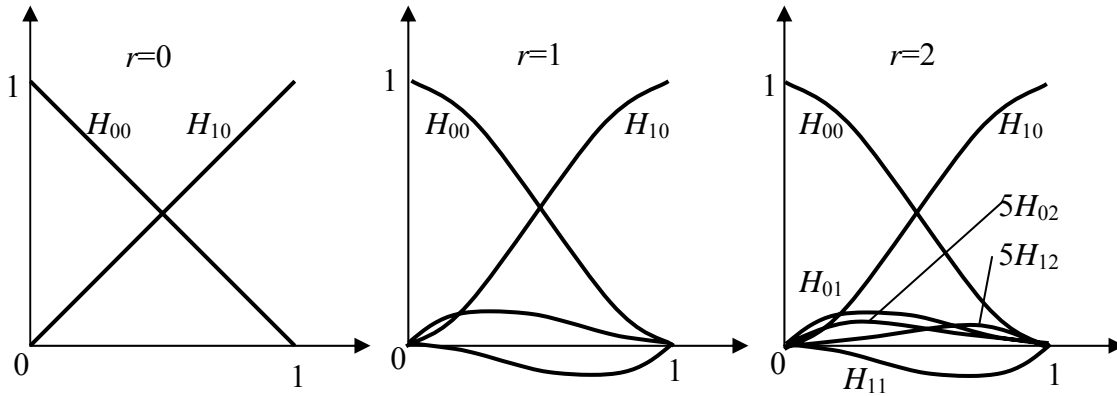


Fig.1. Graphs of Hermite's base polynomials of 1st, 3rd and 5th degree.

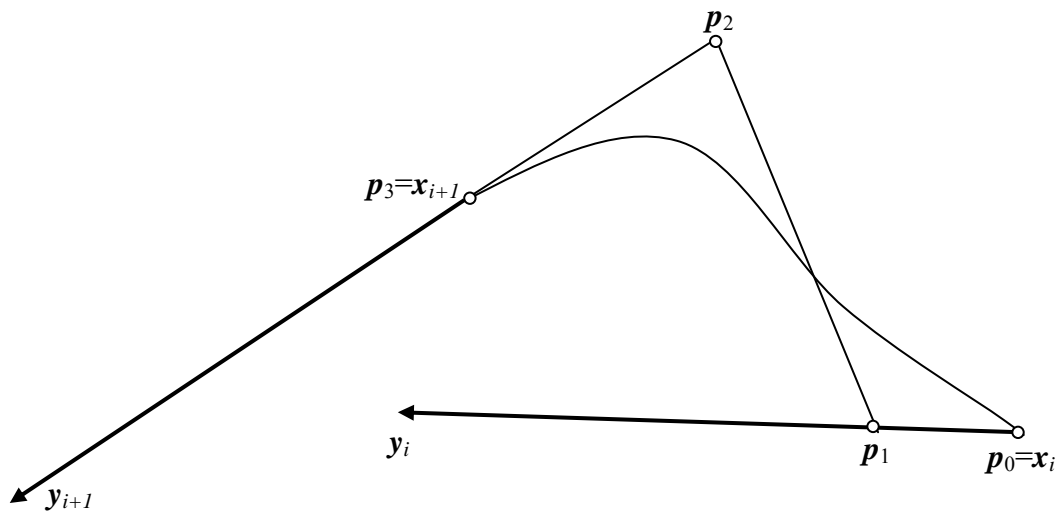


Fig.2. Representations of Bezier's curve and Hermite's one of 3rd degree.

2. RESULTS

For determination the model of the vertical distribution of the sound speed in water have been used measurements realized in Five Whistles Corner area in the Motlawa estuary in Gdansk Nowy Port. Measurements have been realized during sounding Wisloujscie Fortress pound – the area placed close to Five Whistles Corner. Motlawa river, from the crane to the crane is the area with high intensity of traffic, mainly ferries, large ships and pleasure-boats.

The area of measurements Has been show in Fig. 3.

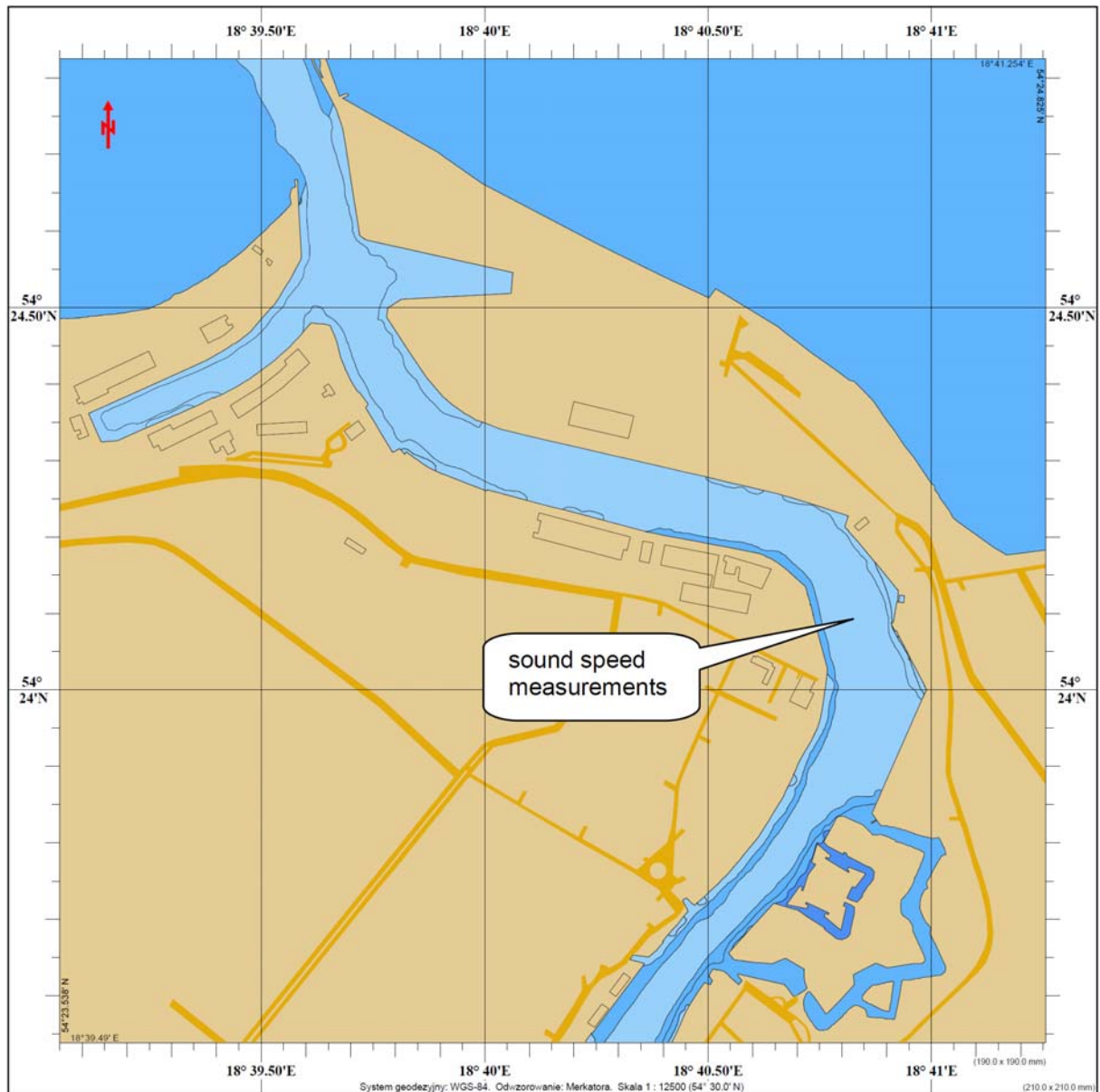


Fig.3. Sound speed measurements area.

Representation of Hermite's curve of 3rd degree requires points x_i and x_{i+1} of derivative's vectors y_i and y_{i+1} for the value of parameter t . Changing symbols of variables in common theory of modeling for variables used for description the vertical distribution of the sound speed in water, the curve in the base of 3rd degree is described by following equation:

$$c(h) = H_{i,00}(h)x_i + H_{i,01}(h)y_i + H_{i,10}(h)x_{i+1} + H_{i,11}(t)y_{i+1} \quad (15)$$

For the arc of the polynomial curve of 3rd degree, in Hermite's representation, Bezier's control points can be easily shown.

In Fig. 4 real measurements of the vertical distribution of the sound speed in water and their Hermite's representation for $r=2$ have been shown.

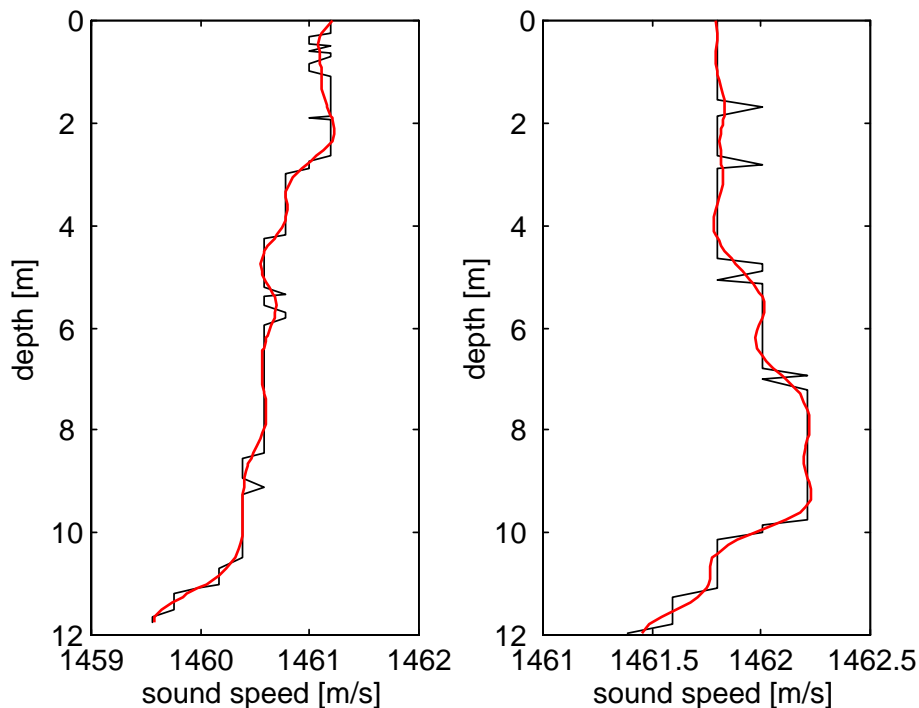


Fig.4. Real measurements of the vertical distribution of the sound speed in water and their Hermite's representation for $r=2$.

3. CONCLUSIONS

Presented method of modeling of the curve is another one, one of many interpolation methods. Interpolation of the vertical distribution of the sound speed in water is the essential problem in hydrography during reduction of measurements in post processing on the basis of its time and spatial changes. Use of time measurements (in different positions) and time one (in different time) can be used for creation the model of spatial and time distribution of the sound speed in water for its local determination.

REFERENCES

- [1] P. Kiciak, Modeling basics of curves and surfaces – usage in computer graphics, Wydawnictwo Naukowo – Techniczne, Warszawa 2000.
- [2] A. Makar, Method of Determination of Acoustic Wave Reflection Points in Geodesic Bathymetric Surveys. Annual of Navigation, No 14, 2008.
- [3] A. Makar, M. Zellma, Wykorzystanie funkcji sklepanych w batymetrii, VIII Konferencja Naukowo- Techniczna Inżynierii Ruchu Morskiego, Szczecin 1999, str. 261-270.
- [4] A. Makar, M. Zellma, Modelling of the Dynamic Systems by Means of the Basic Splines, International Carpathian Control Conference, Krynica 2001, pp. 145-150.
- [5] A. Makar, Influence of the Vertical Distribution of the Sound Speed on the Accuracy of Depth Measurement, Reports on Geodesy, 5 (60), Warszawa 2001, pp. 31-34.
- [6] A. Makar, Vertical Distribution of the Sound Speed and its Mean Value in Depth Measurements Using a Singlebeam Echosounder, Reports on Geodesy, 2 (62), Warszawa 2002, pp. 79-85.

- [7] A. Makar, Modeling of Vertical Distribution of Sound Speed in Water Using Bezier Curves, *Hydroacoustics*, 13, Gdańsk 2010, pp. 177-182.
- [8] A. Makar, Modeling of Sea Bottom Using Uniform Bézier Pieces, *Hydroacoustics*, 13, Gdańsk 2010, pp. 183-190.
- [9] A. Makar, M. Zellma, Regression Function Described by Basic Splines of 1-st Order for Determination of Vertical Distribution of Sound Speed in Water, X International Scientific and Technical Conference on Sea Traffic Engineering, Szczecin 2003, pp. 175-187.
- [10] A. Makar, Modeling of Sea Bottom Using NURBS Functions, *Reports on Geodesy*, 1(72), Warszawa 2005, pp. 17-24.
- [11] A. Makar, Method of determination of acoustic wave reflection points in geodesic bathymetric surveys. *Annual of Navigation*, No 14, 2008.
- [12] A. Makar, Description of Vertical Distribution of Sound Speed in Water Using NURBS Functions, *Polish Journal of Environmental Studies*, Vol. 18, No. 5A, 2009, pp. 96-100.
- [13] A. Makar, Modeling of Vertical Distribution of Sound Speed in Water Using Rational Bézier Curves. *Hydroacoustics*, 14, Gdańsk 2011, pp. 149-156
- [14] A. Makar, Modeling of Sea Bottom Using Uniform Rectangular Bézier Pieces. *Hydroacoustics*, 14, Gdańsk 2011, pp. 143-1480
- [15] S. Stieczkin, J. Subbotin, *Splines in mathematics*, Science, Moscow, 1976.
- [16] L. Piegl, W. Tiller, *The NURBS Book*. Springer – Verlag Berlin Heideberg, Germany 1997.