

# Hyperfine interactions in $Tb_{0.27-x}Y_xDy_{0.73}Fe_2$ compounds at 295 K

Artur Krawczyk,  
Agnieszka Zwoźniak,  
Piotr Guzdek,  
Paweł Stoch,  
Piotr Zachariasz,  
Jan Suwalski,  
Jarosław Pszczoła

**Abstract.** This paper concerns the synthesis of yttrium-dilute  $Tb_{0.27-x}Y_xDy_{0.73}Fe_2$  intermetallic series with a borderline compound  $Tb_{0.27}Dy_{0.73}Fe_2$  known as Terfenol-D by arc melting, XRD analysis and  $^{57}Fe$  Mössbauer effect studies at 295 K. XRD analysis (295 K) shows that all samples crystallize in a cubic,  $Fd\bar{3}m$ ,  $MgCu_2$ -type structure. The lattice parameter increases along with yttrium content. Mössbauer effect spectra for the  $Tb_{0.27-x}Y_xDy_{0.73}Fe_2$  series collected at 295 K consist of two subspectra due to easy direction of magnetization  $\langle 111 \rangle$ . Hyperfine interaction parameters: isomer shift, magnetic hyperfine field and a quadrupole splitting were obtained from the fitting procedure of the spectra.

**Key words:** hyperfine interaction • intermetallics • Laves phase • Mössbauer effect

A. Krawczyk, A. Zwoźniak, J. Pszczoła✉  
AGH University of Science and Technology,  
Faculty of Physics and Applied Computer Science,  
al. A. Mickiewicza 30, 30-059 Krakow, Poland,  
Tel.: +48 12 617 2990, Fax: +48 12 634 0010,  
E-mail: pszczola@agh.edu.pl

P. Guzdek  
Institute of Electron Technology,  
39 Zabłocie Str., 30-701 Kraków, Poland

P. Stoch  
AGH University of Science and Technology,  
Faculty of Materials Science and Ceramics,  
al. A. Mickiewicza 30, 30-059 Krakow, Poland  
and National Centre for Nuclear Research,  
7 Andrzeja Sołtana Str., 05-400 Otwock/Świerk, Poland

P. Zachariasz, J. Suwalski  
National Centre for Nuclear Research,  
7 Andrzeja Sołtana Str., 05-400 Otwock/Świerk, Poland

Received: 11 June 2012  
Accepted: 15 October 2012

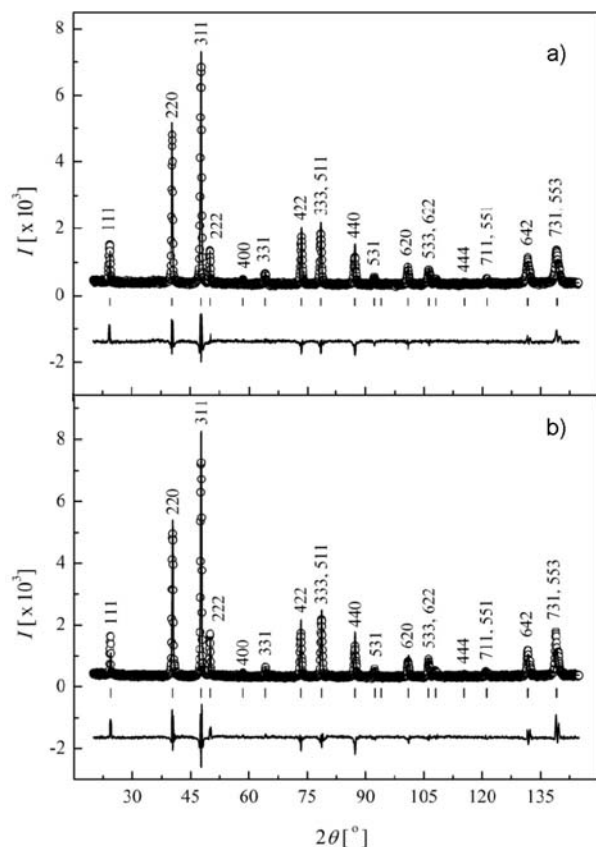
## Introduction

Magnetostrictive heavy rare earth (R) – transition metal (M) compounds with formula  $RM_2$  have been widely studied for scientific and practical reasons [3–5]. Therefore, the magnetic properties of  $RM_2$  intermetallics strongly depend on exchange interactions between the  $4f(5d)$  electrons of the rare earth sublattice and the  $3d$  band-type electrons of the transition metal sublattice [10, 11].

From the practical point of view,  $RFe_2$ -type materials have been studied for their strong magnetostriction [6, 7, 16]. It has been found that in  $Tb_{1-x}Dy_xFe_2$  intermetallics with Tb/Dy substitution in the R-sublattice especially strong magnetostriction has been derived for the  $Tb_{0.27}Dy_{0.73}Fe_2$  compound, often called Terfenol-D [6, 7]. Recently  $RM_2$ -type compounds have been intensively tested as strongly magnetostrictive constituents of composites with piezoceramics in order to obtain magnetoelectric composites [9, 13].

Due to the lack of a well localized magnetic shell, yttrium is often used in intermetallics instead of rare earths [4, 5]. Yttrium is a non-magnetic metal with the valence electron configuration  $4d^3s^2$ . We thought it would be revealing to test the influence of the Y/Tb substitution on the  $4f-4d(5d)-3d$  magnetism of the  $Tb_{0.27-x}Y_xDy_{0.73}Fe_2$  series.

At this stage, it was interesting to study the influence of Tb/Y substitution on the physical properties of Terfenol-D type compounds. Specifically, it was interesting to study the  $Tb_{0.27-x}Y_xDy_{0.73}Fe_2$  intermetallics by the  $^{57}Fe$  Mössbauer effect.



**Fig. 1.** Exemplary X-ray powder diffraction patterns observed for the compounds:  $\text{Tb}_{0.27}\text{Dy}_{0.73}\text{Fe}_2$  (a) and  $\text{Y}_{0.27}\text{Dy}_{0.73}\text{Fe}_2$  (b) (295 K). Fitted differential pattern is added below each diffractogram.

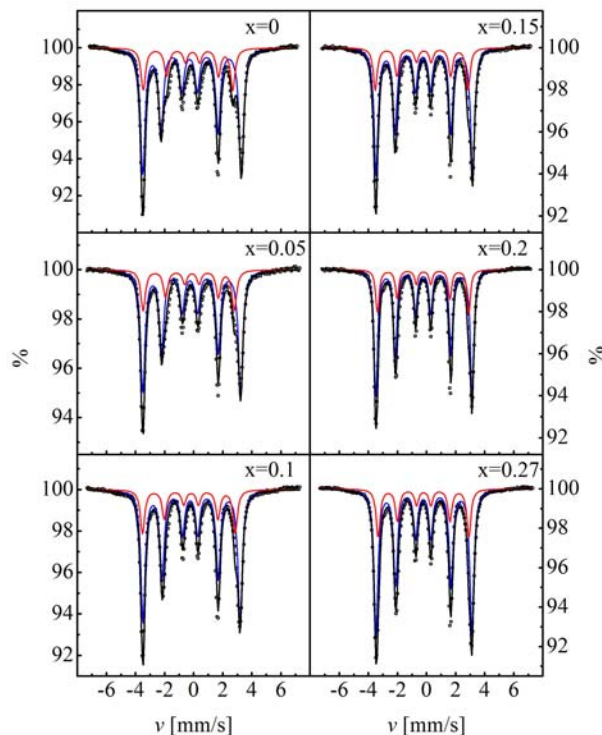
### Materials and studies

Polycrystalline compounds  $\text{Tb}_{0.27-x}\text{Y}_x\text{Dy}_{0.73}\text{Fe}_2$  ( $x = 0, 0.05, 0.1, 0.15, 0.2$  and  $0.27$ ) were synthesized by arc melting. The synthesized ingots were then annealed in a vacuum ( $10^{-6}$  Pa) at  $850^\circ\text{C}$  for 10 h and then allowed to cool down along with the furnace at approximately  $250^\circ\text{C}/\text{h}$ .

The crystal structures were tested with a standard X-ray powder diffraction procedure (TUR-M61, E. Germany) using  $\text{CoK}\alpha$  radiation. The exemplary diffractograms for starting and ending compounds are presented in Fig. 1. A cubic,  $Fd\bar{3}m$ ,  $\text{MgCu}_2$ -type, C15 crystal structure was observed for all studied compounds. It can be added that in the C15 crystal structure each transition metal atom is surrounded by six transition metal atoms as the nearest neighbours and six rare earth metal atoms as the next nearest neighbours [12]. The lattice parameter equals  $7.332(1)$  Å for the  $\text{Tb}_{0.27}\text{Dy}_{0.73}\text{Fe}_2$  compound ( $x = 0$ ) and increases linearly across the series to  $7.377(1)$  Å for the  $\text{Y}_{0.27}\text{Dy}_{0.73}\text{Fe}_2$  compound ( $x = 1$ ).

The  $^{57}\text{Fe}$  Mössbauer effect patterns characteristic of the  $\langle 111 \rangle$  easy axis of magnetization collected at 295 K by using a standard transmission technique with a  $^{57}\text{Co}$  in Pd source are presented in Fig. 2. These spectra can be compared because all the samples have the high Curie temperature (above 650 K).

The hyperfine interactions in the studied series depend on both the direction of the easy axis of mag-

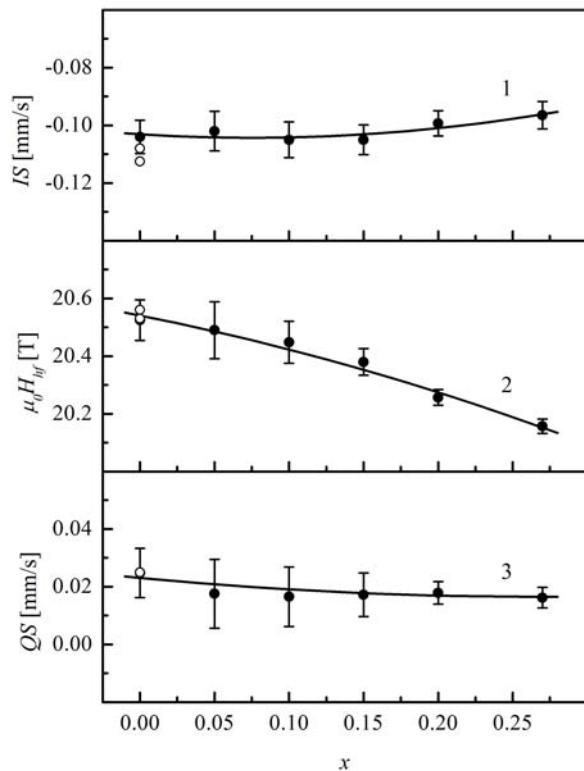


**Fig. 2.**  $^{57}\text{Fe}$  Mössbauer effect spectra of the  $\text{Tb}_{0.27-x}\text{Y}_x\text{Dy}_{0.73}\text{Fe}_2$  intermetallics (295 K).

netization [1, 8] and the random distribution of the (Tb,Dy)/Y atoms in the rare earth sublattice. The presence of a magnetic axis renders them distinguishable, because the angle  $\theta$  between the axis of the electric field gradient and the magnetic field is not the same for all iron atoms. In general, for the direction  $[uvw]$  of the easy axis of magnetization there is four magnetically inequivalent sites with different hyperfine interactions due to different angles  $\theta$ . For the  $\langle 110 \rangle$  direction of the easy axis, two equivalent sites exist with a ratio 1:1. For the direction  $\langle 100 \rangle$  of the easy axis, all iron sites have the same  $\theta$ . If the crystal magnetized along one of the  $\langle 111 \rangle$  directions, then for some of the iron atoms the directions of the local magnetic field and electric field gradient will not coincide. It can easily be shown that the angle  $\theta$  between the magnetic and electric axes is zero for one of the iron atoms in a tetrahedron and  $70^\circ 32'$  for the other three. Thus, the presence of a non-zero quadrupole interaction would cause the  $^{57}\text{Fe}$  Mössbauer spectrum to split into two six-line patterns with intensities in the ratio 1:3. For this reason, all obtained spectra were fitted as a superposition of two six line patterns of intensity ratio 1:3 concerning the  $\langle 111 \rangle$  easy axis [1, 8].

The average hyperfine interaction parameters weighted by subspectra area with a 75% contribution and subspectra with a 25% contribution, i.e. the isomer shift IS (with respect to iron metal, at 295 K), the magnetic hyperfine field  $\mu_0 H_{\text{hf}}$  and the quadrupole interaction parameter QS [15], are presented in Fig. 3 close together with the known literature data [2, 14].

The isomer shift IS increases slightly with  $x$ , according to the numerical formula  $\text{IS}(x) = (0.214x^2 - 0.032x - 0.103)$  mm/s (Fig. 3, line 1). The reduction of the  $\mu_0 H_{\text{hf}}$  field follows the formula  $\mu_0 H_{\text{hf}}(x) = (-1.525x^2 - 1.028x + 20.541)$  T (Fig. 3, line 2). The quadrupole parameter



**Fig. 3.** Hyperfine interaction parameters of the  $Tb_{0.27-x}Y_xDy_{0.73}Fe_2$  series. Open points denote the literature data [10, 11].

QS reduces slightly with  $x$  as described by the numerical formula  $QS(x) = (0.091x^2 - 0.049x + 0.023)$  mm/s (Fig. 3, line 3).

### Summary

The  $Tb_{0.27-x}Y_xDy_{0.73}Fe_2$  compounds are found to stabilize in the cubic  $MgCu_2$  Laves phase structure. The lattice parameter linearly increases with yttrium content.

Yttrium substitution in the  $Tb_{0.27-x}Y_xDy_{0.73}Fe_2$  series reduces the average value of magnetic hyperfine field  $\mu_0 H_{hf}$ . The isomer shift and quadrupole interaction parameter change only slightly with  $x$ .

This result can be helpful both in further band type calculations and in practical applications of the Terfenol-D type  $Tb_{0.27-x}Y_xDy_{0.73}Fe_2$  compounds, treated potentially as particulate constituents of the magneto-electric composites.

**Acknowledgments.** Supported partially by the National Science Centre under project no. N N507 471638 and partially by AGH, project no. 11.11.220.01.

### References

1. Atzmony U, Dariel MP, Bauminger ER, Lebenbaum D, Nowik I, Ofer S (1973) Spin-orientation diagrams and magnetic anisotropy of rare-earth-iron ternary cubic Laves compounds. *Phys Rev B* 7:4220–4232
2. Bodnar W, Szklarska-Lukasik M, Stoch P, Zachariasz P, Pszczoła J, Suwalski J (2010) Mössbauer effect studies of  $Tb_{0.27}Dy_{0.73}(Fe_{1-x}Co_x)_2$  intermetallics at 295 K. *Pramana J Phys* 75:537–548
3. Burzo E, Chełkowski A, Kirchmayr HR, Madelung O, Wijn HPJ (eds) (1990) Landolt-Börnstein numerical data and functional relationships in science and technology. New Series, Group III, vol. 19, subvol. d2. Springer, Berlin
4. Burzo E, Kirchmayr HR, Gschneidner KA Jr, Eyring L (eds) (1989) Handbook on the physics and chemistry of rare earths. Vol. 12, North-Holland Publishing, Amsterdam
5. Buschow KHJ, Wohlfarth EP (eds) (1980) Ferromagnetic materials. Vol. 1. North-Holland Publishing, Amsterdam
6. Clark AE (1980) Magnetostrictive rare earth- $Fe_2$  compounds. In: Wohlfarth ER (ed) Ferromagnetic materials. Vol. 1. North-Holland Publishing, Amsterdam, pp 531–589
7. Cullen JR, Clark AE (1977) Magnetostriction and structural distortion in rare-earth intermetallics. *Phys Rev B* 15:4510–4515
8. Dariel MP, Atzmony U, Lebenbaum D (1973) Dipolar contributions to magnetic hyperfine fields in  $Er_xY_{1-x}Fe_2$  and  $Tb_xY_{1-x}Fe_2$  compounds. *Phys Status Solidi B* 59:615–620
9. Fiebig M (2005) Revival of the magnetoelectric effect. *J Phys D: Appl Phys* 38:R123–R152
10. Gicala B, Pszczoła J, Kucharski Z, Suwalski J (1994) Two Slater-Pauling dependences for Dy-3d metal compounds. *Phys Lett A* 185:491–494
11. Gicala B, Pszczoła J, Kucharski Z, Suwalski J (1995) Magnetic hyperfine fields of  $Dy_x(Fe-Co)_y$  compounds. *Solid State Commun* 96:511–515
12. Laves F (1939) Kristallographie der Legierungen. *Naturwissenschaften* 27:65–73
13. Nan CW, Bichurin BI, Dong S, Viehland D, Srinivasan G (2008) Multiferroic magnetoelectric composites: historical perspective, status, and future directions. *J Appl Phys* 103:031101
14. Segnan R, Deriu A (1992) Hyperfine field studies in Laves phase intermetallic compounds. *J Magn Magn Mater* 104/107:1399–1400
15. Wertheim GK (1964) Mössbauer effect. Academic Press, London, pp 59–71
16. Westwood P, Abell JS, Clarke IH, Pitman KC (1988) Microstructure and magnetostriction in rare-earth-iron alloys. *J Appl Phys* 64:5414–5416