

Analysis of chaotic dynamics of the Ikeda system of fractional order

Mikołaj Busłowicz*, Adam Makarewicz**

*Białystok University of Technology, Faculty of Electrical Engineering

**Doctoral Study, Faculty of Electrical Engineering, Białystok University of Technology

Abstract: The paper considers the Ikeda chaotic system of fractional order. Using numerical simulations effects of fractional order, delay and parameters on chaotic behaviour of the system is investigated. Simulations are performed using Ninteger Fractional Control Toolbox for MATLAB.

Keywords: chaos, fractional system, Ikeda system, time-delay.

1. Introduction

Dynamical systems described by fractional order differential or difference equations have been investigated in several areas such as viscoelasticity, electrochemistry, diffusion processes, control theory, electrical engineering, etc. The problems of analysis and synthesis of dynamic systems described by fractional order differential (or difference) equations have recently considerable attention, see [1, 3, 7, 10–14], for example.

Many non-linear dynamical systems have behaviour known as chaos. Chaos is a very interesting non-linear phenomenon. Recently it has been intensively studied in many papers and books, see [4, 5, 8, 9, 15], for example, and references therein.

More recently, many investigations are devoted to chaotic dynamics of fractional order dynamical systems, for example [2, 6], Chapters 5 and 6 in [12].

In this paper we consider the Ikeda chaotic system described by the fractional order non-linear differential equation and using numerical simulations we examine effects of fractional order, delay and parameters on chaotic behaviour of the system. Simulations were performed using Ninteger Fractional Control Toolbox for MATLAB [16].

The Ikeda model (standard not fractional) was introduced to describe the dynamics of an optical bistable resonator [4, 5].

2. Preliminaries and the main results

Consider the Ikeda time-delay system described by the equation

$$\dot{x}(t) = -ax(t) + b \sin x(t-h(t)), \quad (1)$$

where a , b are constant coefficients and h is the delay.

The Ikeda model was introduced to describe the dynamics of an optical bistable resonator. In this model $x(t)$ is the phase lag of the electric field across the resonator,

a is the relaxation coefficient for the dynamical variable, b is the laser intensity injected into the system and $h(t)$ is the round-trip time of the light in the resonator or feedback delay time in the coupled systems [5, 9].

If

$$a=1, \quad b=4, \quad h(t)=h=1.5, \quad (2)$$

the system (1) is chaotic. Chaotic trajectories of the system for $t \in [0, 200]$ with initial conditions $x_0(\tau) = x_0 = -0.1$ (blue line, 1) and $x_0 = 0.1$ (red line, 2), $\tau \in [-h, 0]$ are shown in fig. 1.

From simulations it follows that if

$$a=1, \quad b=3, \quad h=1.5$$

or

$$a=1, \quad b=4, \quad h=1,$$

the limit cycle behaviour is observed. Trajectory for $a=1$, $b=3$, $h=1.5$ with initial condition $x_0=0.1$ is shown in fig. 2. This trajectory tends to a limit cycle.

For $a=1$, $b=4$ and $h=2$ the system (1) has chaotic trajectory. Fig. 3 shows this trajectory with initial condition $x_0=0.1$.

In [6] it was shown that if

$$a=3, \quad b=24, \quad h(t)=h=0.2, \quad (3)$$

the system (1) is chaotic as it is shown in Fig. 4 for $t \in [0, 80]$ with $x_0=0.1$.

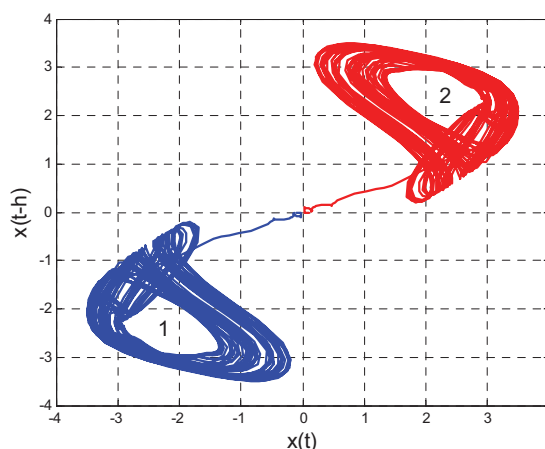


Fig. 1. Chaotic trajectories of the system (1), (2) with $x_0 = -0.1$ (blue line, 1) and $x_0 = 0.1$ (red line, 2)

Rys. 1. Trajektorie chaotyczne układu (1), (2) przy $x_0 = -0.1$ (linia niebieska, 1) oraz $x_0 = 0.1$ (linia czerwona, 2)

The block *nid* has the transfer function ks^v , where v is a real number.

The model of the fractional system (4) created in the MATLAB/Simulink environment is shown in fig. 5. The fractional integrator $1/s^\alpha$ is modelled by series connection of the classical integrator and the block *nid*. Transfer function of this connection is k/s^{v-1} . It is easy to see that $v \in (0, 1)$ for $\alpha \in (0, 1)$ and $v \in (-1, 0)$ for $\alpha \in (1, 2)$.

First, we study the effect of fractional order $\alpha \in (0, 2)$ on the chaotic behaviour of the system (4) for fixed values a , b and h , given in (2). Performing simulations we vary fractional order α from 0.1 to 1.9 with the step $\Delta\alpha = 0.1$. From simulations it follows that the system (4) with parameters (2) has chaotic behaviour for $\alpha = 0.95$ (fig. 7), $\alpha = 1$ (fig. 1), $\alpha = 1.1 \dots \alpha = 1.6$, $\alpha = 1.8$ and $\alpha = 1.9$ (fig. 9). For $\alpha = 0.9$ and $\alpha = 1.7$ the limit cycles are observed (figs. 6 and 8).

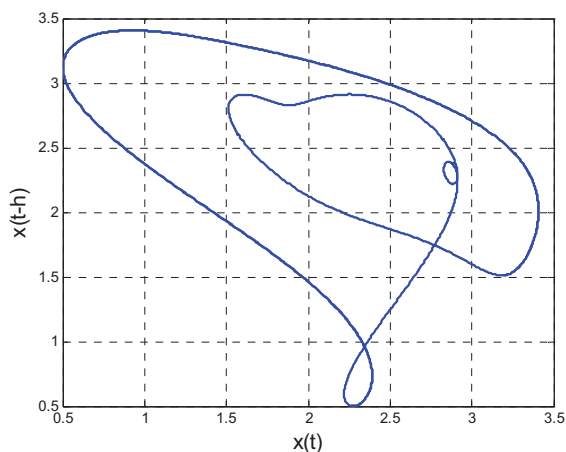


Fig. 6. Limit cycle of (4), (2) for $\alpha = 0.9$

Rys. 6. Cykl graniczny układu (4), (2) dla $\alpha = 0,9$

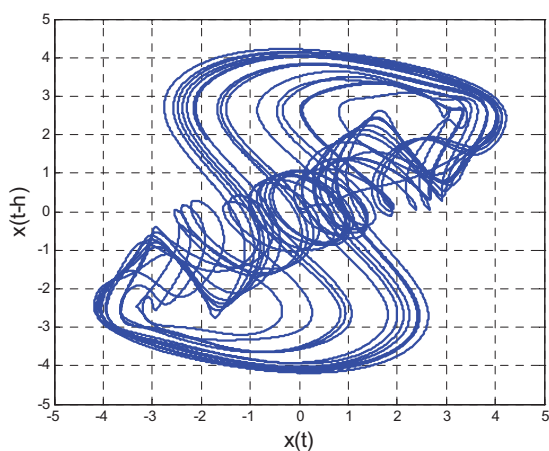


Fig. 7. Chaotic trajectory of (4), (2) for $\alpha = 0.95$

Rys. 7. Trajektoria chaotyczna układu (4), (2) dla $\alpha = 0,95$

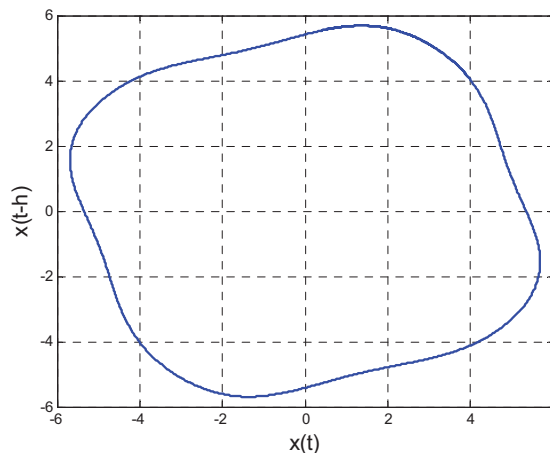


Fig. 8. Limit cycle of (4), (2) for $\alpha = 1.7$

Rys. 8. Cykl graniczny układu (4), (2) dla $\alpha = 1,7$

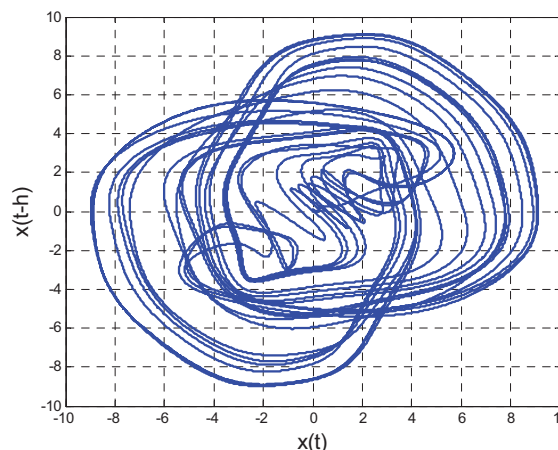


Fig. 9. Chaotic trajectory of (4), (2) for $\alpha = 1.9$

Rys. 9. Trajektoria chaotyczna układu (4), (2) dla $\alpha = 1,9$

Next, we consider the following two cases:

Case 1: the system (4) with parameters

$$a=1, \quad b=5, \quad h(t)=h=1.5, \quad (11)$$

and the fractional order α varying from 0.1 to 1.9 with the step $\Delta\alpha = 0.1$. From simulations it follows that the system has chaotic behaviour for all considered values of α . Selected trajectories are shown in figs. 10–12.

Case 2: the system (4) with parameters

$$a=1, \quad b=4, \quad h(t)=h=2. \quad (12)$$

From simulations it follows that for $\alpha = 0.6 \dots \alpha = 1.9$ the system has chaotic behaviour or limit cycle. The limit cycle is observed for $\alpha = 0.6$, $\alpha = 1.6 \dots \alpha = 1.8$; chaotic behaviour is observed for $\alpha = 0.7 \dots \alpha = 1.5$ and $\alpha = 1.9$. Selected trajectories are shown in figs. 13–20.

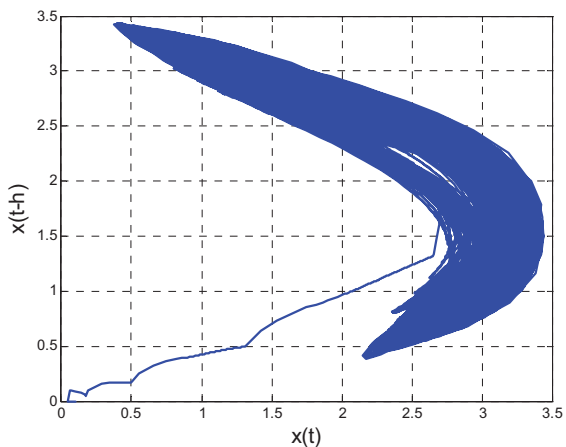


Fig. 10. Chaotic trajectory of (4), (11) for $\alpha = 0.1$

Rys. 10. Trajektoria chaotyczna układu (4), (11) dla $\alpha = 0,1$

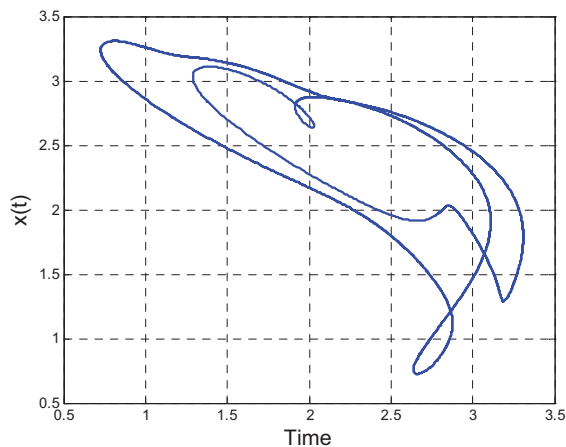


Fig. 13. Limit cycle of (4), (12) for $\alpha = 0.6$

Rys. 13. Cykl graniczny układu (4), (12) dla $\alpha = 0,6$

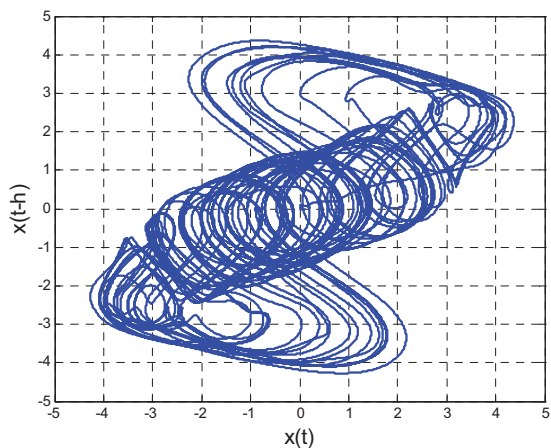


Fig. 11. Chaotic trajectory of (4), (11) for $\alpha = 0.9$

Rys.11. Trajektoria chaotyczna układu (4), (11) dla $\alpha = 0,9$

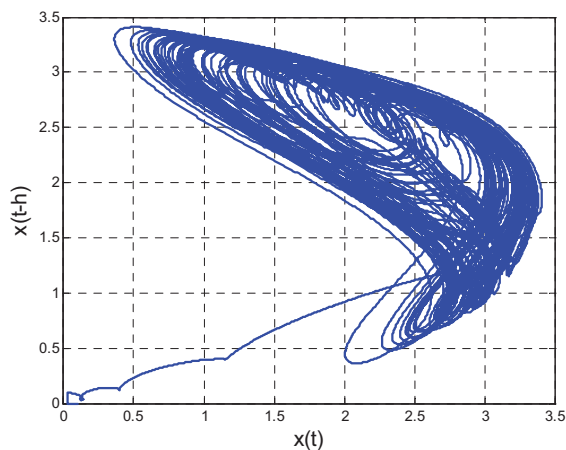


Fig. 14. Chaotic trajectory of (4), (12) for $\alpha = 0.7$

Rys.14. Trajektoria chaotyczna układu (4), (12) dla $\alpha = 0,7$

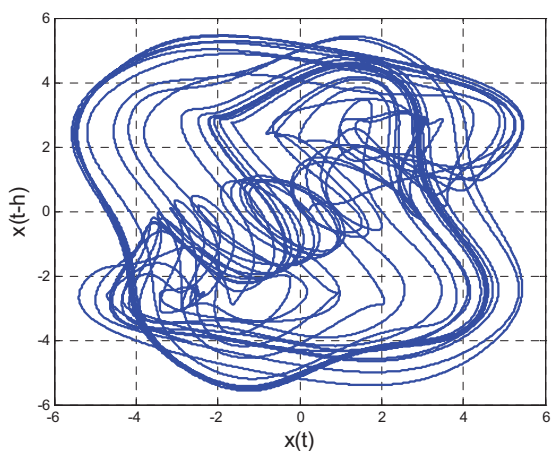


Fig. 12. Chaotic trajectory of (4), (11) for $\alpha = 1.5$

Rys.12. Trajektoria chaotyczna układu (4), (11) dla $\alpha = 1,5$

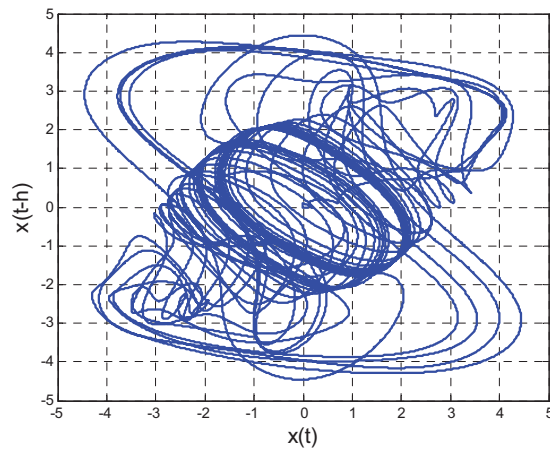


Fig. 15. Chaotic trajectory of (4), (12) for $\alpha = 1.5$

Rys.15. Trajektoria chaotyczna układu (4), (12) dla $\alpha = 1,5$

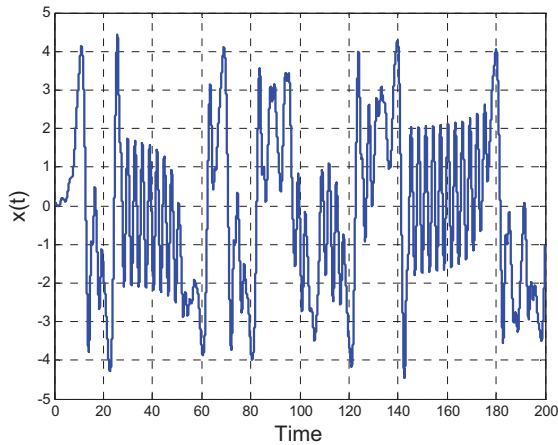


Fig. 16. Plot of $x(t)$ for the system (4), (12) for $\alpha=1.5$

Rys.16. Wykres $x(t)$ dla układu (4), (12) dla $\alpha=1,5$

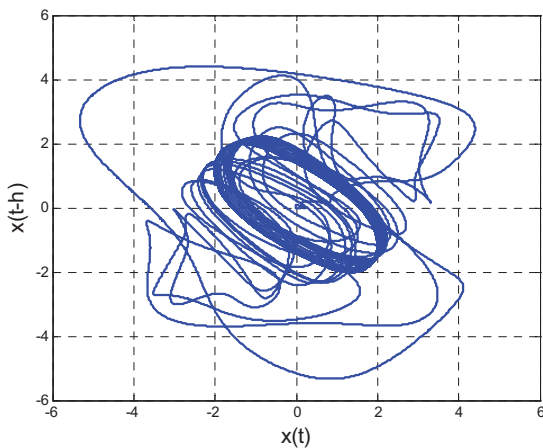


Fig. 17. Trajectory of (4), (12) for $\alpha=1.6$

Rys.17. Trajektoria układu (4), (12) dla $\alpha=1,6$

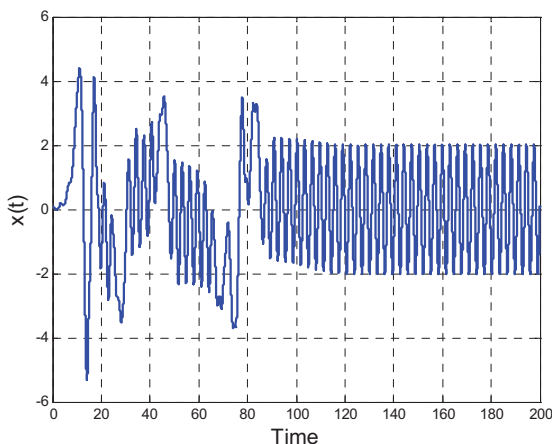


Fig. 18. Plot of $x(t)$ for the system (4), (12) for $\alpha=1.6$

Rys.18. Wykres $x(t)$ dla układu (4), (12) dla $\alpha=1,6$

3. Concluding remarks

Using numerical simulations, chaotic dynamics of the fractional order Ikeda system (4) has been studied. Simu-

lations have been performed using Ninteger Fractional Control Toolbox for MatLab.

First, it has been shown that the integer order Ikeda system (1) for $a=1$, $b=3$, $h=1.5$ and for $a=1$, $b=4$, $h=1$ has the limit cycles.

Next, for the fractional system (4) it has been concluded that the system has a chaotic behaviour for following values of parameters:

- $a=1$, $b=4$, $h=1.5$ and $\alpha=0.95$, $\alpha=1$, $\alpha=1.1$... $\alpha=1.6$, $\alpha=1.8$ and $\alpha=1.9$
- $a=1$, $b=5$, $h=1.5$ and $\alpha=1.1$... $\alpha=1.9$
- $a=1$, $b=4$, $h=2$ and $\alpha=0.7$... $\alpha=1.5$ and $\alpha=1.9$.

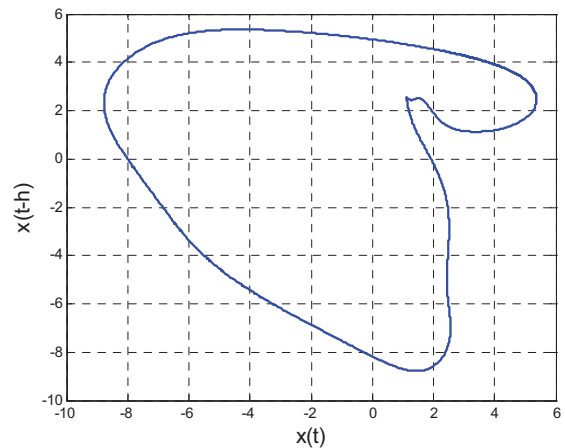


Fig. 19. Limit cycle of (4), (12) for $\alpha=1.8$

Rys. 19. Cykl graniczny układu (4), (12) dla $\alpha=1,8$

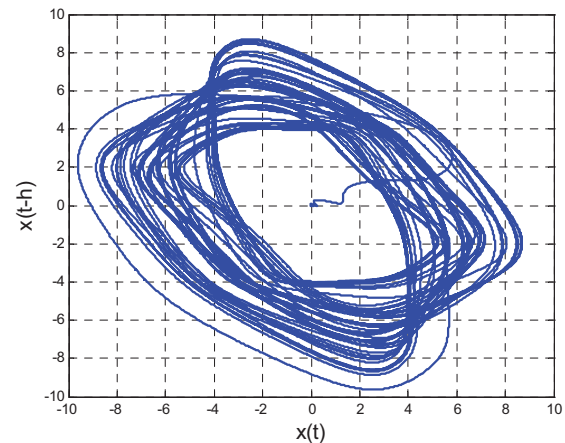


Fig. 20. Chaotic trajectory of (4), (12) for $\alpha=1.9$

Rys. 20. Trajektoria chaotyczna układu (4), (12) dla $\alpha=1,9$

The work was supported by the National Science Center in Poland under grant N N514 638940.

References

1. Das, S., *Functional Fractional Calculus for System Identification and Controls*. Springer, Berlin 2008.

2. Busłowicz M., *Analysis of the Lorenz system of fractional order*. Pomiary, Automatyka, Robotyka, Vol. 2/2012, 303–306 (in Polish).
3. Dzieleński A., Sierociuk D., Sarwas G., *Some applications of fractional order calculus*, 'Bulletin of the Polish Academy of Sciences, Technical Sciences', Vol. 58, no. 4, 2010, 583–592.
4. Ikeda K., *Multiple-valued stationary state and its instability of the transmitted light by a ring cavity system*, "Opt. Commun.", Vol. 30, No. 2, 1979, 257–261.
5. Ikeda K., Matsumoto K., *Study of a high-dimensional chaotic attractor*, "Journal of Statistical Physics, Vol. 44, 1986, 955–983.
6. Jun-Guo L, *Chaotic dynamics of the fractional-order Ikeda delay system and its synchronization*. Chinese Physics, Vol. 15, No. 2, 2006, 301–305.
7. Kaczorek T., *Selected Problems of Fractional Systems Theory*. Springer, Berlin 2011.
8. Larger L., Goedgebuer J. P., Udaltsov V., *Ikeda-based nonlinear delayed dynamics for application to secure optical transmission systems using chaos*. C. R. Physique, Vol. 5, 2004, 669–681.
9. Luo R., Wang Y., *Dual lag quasi-synchronization of a class of chaotic systems with parameter mismatch*. "Journal of Information and Computing Science", Vol. 7, No. 3, 2012, 190–199.
10. Monje C., Chen Y., Vinagre B., Xue D., Feliu V., *Fractional-order Systems and Controls*. Springer-Verlag, London 2010.
11. Ostalczyk P., *Zarys rachunku różniczkowo-calkowego ułamkowych rzędów – teoria i zastosowania w automatyce*, Wydawnictwa Politechniki Łódzkiej, Łódź 2008.
12. Petras I., *Fractional-Order Nonlinear Systems Modeling, Analysis and Simulation*. Higher Education Press Beijing and Springer-Verlag, Berlin Heidelberg 2011.
13. Podlubny I., *Fractional Differential Equations*. Academic Press, San Diego 1999.
14. Sabatier J., Agrawal O. P., Machado J. A. T. (Eds), *Advances in Fractional Calculus, Theoretical Developments and Applications in Physics and Engineering*, Springer, London 2007.
15. Sprott J.C., *Chaos and Time-Series Analysis*. Oxford University Press, Oxford 2003.
16. Valério D., *Ninteger v. 2.3 – Fractional Control Toolbox for MatLab, User and programmer manual*, Technical University of Lisbona, Lisbona 2005, <http://web.ist.utl.pt/duarte.valerio/ninteger/ninteger.htm>

Analiza chaotycznej dynamiki układu Ikedy niecałkowitego rzędu

Streszczenie: Rozpatrzono chaotyczny układ Ikedy niecałkowitego rzędu. Stosując badania symulacyjne zbadano wpływ wartości niecałkowitego rzędu, opóźnienia oraz parametrów układu na możliwość występowania drgań chaotycznych. Badania przeprowadzono w środowisku systemu Matlab/Simulink wykorzystując Ninteger Fractional Control Toolbox for MatLab.

Słowa kluczowe: chaos, układ niecałkowitego rzędu, układ Ikedy, opóźnienie.

prof. dr. hab. inż. Mikołaj Busłowicz

Full professor at the Białystok University of Technology, head of the Department of Automatic Control and Electronics. Since 2004 he has been a member of the Committee on Automatic Control and Robotics of the Polish Academy of Sciences. His main research interests include the analysis and synthesis of time delay systems, positive systems, fractional systems, 2D and continuous-discrete systems. He has published 3 books and about 190 scientific papers.
e-mail: busmiko@pb.edu.pl



mgr inż. Adam Makarewicz

He received the Master of Science degree of automation and robotics from the Faculty of Mechanical Engineering (2008) and the Master of Science degree of electronics and telecommunications from the Faculty of Electrical Engineering (2011), all from the Białystok University of Technology. He is currently the first-year student at the Doctoral Studies of the Faculty of Electrical Engineering, Białystok University of Technology.
e-mail: adammakarewicz@interia.pl

