

LiOH.H₂O as a catalyst for Knoevenagel and Gewald reactions

Moustafa A. Gouda

Chemistry Department, Faculty of Science, Mansoura University, Mansoura, 35516, Egypt
Corresponding author: e-mail: dr_mostafa_chem@yahoo.com

Commercial available lithium hydroxide monohydrate LiOH.H₂O was found to be a novel 'dual activation' catalyst for tandem cross Knoevenagel condensation between malononitrile or ethylcyanoacetate and aromatic aldehydes leading to an efficient and easy synthesis of the corresponding arylidenes at room temperature in a short reaction time. In the case of salicylaldehyde the reaction lead to the formation of 3-substituted coumarins. The high efficacy, cheapness and easy availability of LiOH.H₂O prompted us to investigate its validity as a basic catalyst for Gewald reaction.

Keywords: Malononitrile, Ethylcyanoacetate, Cyclohexanone, LiOH.H₂O, Knoevenagel reaction, Gewald reaction.

INTRODUCTION

The Knoevenagel reaction is a well-known classical reaction as a condensation between carbonyl compounds and activated methylene compounds. It may be carried out either in homogenous or heterogeneous. The usual catalysts are organic bases,¹ (primary, secondary and tertiary amines, ammonia and ammonium salts). Subsequently the uses of TiCl₄,² AlPO₄-Al₂O₃,³ ZnCl₂,⁴ KF,⁵ LiCl,⁶ K₃PO₄,⁷ TEBA,⁸ and CTMAB/H₂O,⁹ etc. have been reported. Recently, ionic liquids such as [hmim]PF₆,¹⁰ and BPyAlCl₄,¹¹ have been used as the green solvent. Bhagat et al.,¹² reported the use of lithium hydroxide monohydrate (LiOH.H₂O) which was found to be a novel 'dual activation' catalyst for a tandem cross-Aldol condensation between cyclic/acyclic ketones and aromatic/heteroaromatic/styryl/alkyl aldehydes in ethanol at room temperature in short times. Therefore, this study reports the scope of LiOH.H₂O-promoted Knoevenagel and Gewald reactions.

EXPERIMENTAL

General

All melting points are recorded on Gallenkamp electric melting point apparatus. The IR spectra ν (cm⁻¹) (KBr) were recorded on a Perkin Elmer Infrared Spectrophotometer Model 157. The ¹H NMR spectra were obtained on a Jeol GLM EX 500 and 270 MHz FT NMR Spectrophotometer and ¹³C NMR spectra were obtained on a Jeol GLM EX 125 MHz using TMS as an internal reference and DMSO-*d*₆ as the solvent and were carried out at the National Research Center, Dokki, Giza, Egypt. Elemental analyses (C, H, and N) were carried out at the National Research Center, Dokki, Giza, Egypt.

A general procedure for the synthesis of arylidene malononitriles 3a-e, cyanoacetates 3f-j, and iminocoumarins 5a, b

Malononitrile (0.33 g, 5 mmol) or ethyl cyanoacetate (0.56 g, 5 mmol) in ethanol (15 mL) was treated with LiOH.H₂O (0.11 g, 0.25 mmol, 5 mol%) under the magnetically stirred condition for 2 min at room temperature, aromatic aldehydes namely; benzaldehyde (0.53 g, 5 mmol), 4-methoxybenzaldehyde (0.68 g, 5 mmol), 4-

chlorobenzaldehyde (0.70 g, 5 mmol), 4-(dimethylamino)benzaldehyde (0.75 g, 5 mmol), furfuraldehyde (0.48 g, 5 mmol) or salicylaldehyde (0.61 g, 5 mmol), was added. The reaction mixture was stirred at room temperature for 1 – 30 min (TLC). The reaction mixture was then poured into the ice-cold water, the formed precipitate was filtered, dried and crystallized from ethanol to give 3a-j and 5a, b, respectively.

2-Benzylidenemalononitrile (3a), was obtained in 89% yield, as a yellowish white powder. ¹H NMR (500 MHz, DMSO) δ 7.58 (t, 2H, *J* = 8.45 Hz), 7.64 (t, 1H, *J* = 8.25 Hz), 7.90 (d, 2H, *J* = 8.4 Hz), 8.48 (s, 1H, CH=). ¹³C NMR (125 MHz, DMSO) δ 169.1, 134.6, 131.0, 130.7, 129.8, 113.6, 112.5, 82.6; m.p. 85°C (Lit.,¹³ 83°C). Anal. calcd. for C₁₀H₆N₂ (154.17), C, 77.91; H, 3.92; N, 18.17. Found: C, 77.83; H, 3.98; N, 18.20. FT-IR (ν , cm⁻¹) 2219 (CN), 1581 (C=C).

2-(4-Methoxybenzylidene)malononitrile (3b), was obtained in 90% yield, as yellow crystals. ¹H NMR (500 MHz, DMSO) δ 3.82 (s, 3H), 7.14 (d, 2H, *J* = 9.28 Hz), 7.92 (d, 2H, *J* = 9.15 Hz), 8.33 (s, 1H, CH=). ¹³C NMR (125 MHz, DMSO) δ 162.0, 158.8, 132.9, 124.1, 115.4, 114.0, 113.8, 78.9, 56.1; m.p. 117-118°C (Lit.,⁴ 119°C). Anal. calcd. for C₁₁H₈N₂O (184.19), C, 71.73; H, 4.38; N, 15.21. Found: C, 71.66; H, 4.31; N, 15.17. FT-IR (ν , cm⁻¹) 2219 (CN), 1578 (C=C).

2-(4-Chlorobenzylidene)malononitrile (3c), was obtained in 93.5% yield, as yellowish white crystals. ¹H NMR (500 MHz, DMSO) δ 7.65 (d, 2H, *J* = 8.4 Hz), 7.89 (d, 2H, *J* = 8.4 Hz), 8.4 (s, 1H, CH=). ¹³C NMR (125 MHz, DMSO) δ 158.8, 141.6, 132.0, 130.1, 129.0, 113.8, 112.3, 83.0; m.p. 167°C, (Lit.,⁴ 167-168°C). Anal. calcd. for C₁₀H₅ClN₂ (188.61), C, 63.68; H, 2.67; N, 14.85. Found: C, 63.73; H, 2.70; N, 14.92. FT-IR (ν , cm⁻¹) 2221 (CN), 1583 (C=C).

2-(4-(Dimethylamino)benzylidene)malononitrile (3d), was obtained in 95% yield, as red crystals. ¹H NMR (500 MHz, DMSO) δ 3.04 (brs, 6H, 2CH₃), 7.79 (d, 2H, *J* = 9.2 Hz), 7.91 (d, 2H, *J* = 9.15 Hz), 8.05 (s, 1H, CH=); m.p. 180°C (Lit.,⁵ 179°C). Anal. calcd. for C₁₂H₁₁N₃ (197.24), C, 73.07; H, 5.62; N, 21.30. Found: C, 73.18; H, 5.71; N, 21.35. FT-IR (ν , cm⁻¹) 2208 (CN), 1565 (C=C).

2-(Furan-2-ylmethylene)malononitrile (3e), was obtained in 84% yield, as a pale yellow powder. ¹H NMR (500 MHz, DMSO) δ 6.87-6.88 (m, 1H, furyl), 7.41 (d, 1H, *J* =

3.05 Hz, furyl), 7.81 (d, 1H, $J = 1.6$ Hz, furyl), 8.22 (s, 1H, C=CH); m.p. 70°C (Lit.,¹⁴ 68-69°C). Anal. calcd. for C₈H₄N₂O (144.13), C, 66.67; H, 2.80; N, 19.44. Found: C, 66.71; H, 2.83; N, 19.48. FT-IR (ν , cm⁻¹) 2221 (CN), 1583 (C=C).

(*E*)-Ethyl 2-cyano-3-phenylacrylate (3f), was obtained in 83% yield, as white crystals. ¹H NMR (270 MHz, CDCl₃) δ 1.41 (t, 3H, $J = 8.1$ Hz, OCH₂CH₃), 4.38 (q, 2H, $J = 8.1$ Hz, OCH₂CH₃), 7.37-7.53 (m, 3H), 7.99 (d, 2H, $J = 8.4$ Hz), 8.22 (s, 1H, =CH); m.p. 50°C, (Lit.,⁷ 50-51°C). Anal. calcd. for C₁₂H₁₁NO₂ (201.22), C, 71.63; H, 5.51; N, 6.96. Found: C, 71.68; H, 5.59; N, 7.02. FT-IR (ν , cm⁻¹) 2234 (CN), 1727 (C=O), 1583 (C=C).

(*E*)-Ethyl 2-cyano-3-(4-methoxyphenyl)acrylate (3g), was obtained in 91.5% yield, as pale yellow crystals. ¹H NMR (270 MHz, CDCl₃) δ 1.39 (t, 3H, $J = 8.1$ Hz, OCH₂CH₃), 3.89 (s, 3H, OCH₃), 4.36 (q, 2H, $J = 8.1$ Hz, OCH₂CH₃), 7.00 (d, 2H, $J = 8.1$ Hz), 8.00 (d, 2H, $J = 8.1$ Hz), 8.17 (s, 1H, =CH); m.p. 80°C, (Lit.,⁷ 79-81°C). Anal. calcd. for C₁₃H₁₃NO₃ (231.25), C, 67.52; H, 5.67; N, 6.06. Found: C, 67.48; H, 5.61; N, 6.13. FT-IR (ν , cm⁻¹) 2210 (CN), 1722 (CO), 1585 (C=C).

(*E*)-Ethyl 3-(4-chlorophenyl)-2-cyanoacrylate (3h), was obtained in 97% yield, as white crystals. ¹H NMR (270 MHz, CDCl₃) δ 1.40 (t, 3H, $J = 8.1$ Hz, CH₃), 4.38 (q, 2H, $J = 8.1$ Hz, CH₂), 7.48 (d, 2H, $J = 8.8$ Hz, Ar-H), 7.93 (d, 2H, $J = 8.1$ Hz, Ar-H), 8.20 (s, 1H, C=CH). ¹³C NMR (125 MHz, CDCl₃) δ 162.4, 153.3, 139.7, 132.3, 129.9, 129.6, 115.8, 103.0, 62.7, 14.2; m.p. 90°C, (Lit.,⁷ 92-94°C). Anal. calcd. for C₁₂H₁₀ClNO₂ (235.67), C, 61.16; H, 4.28; N, 5.94. Found: C, 61.22; H, 4.34; N, 6.01. FT-IR (ν , cm⁻¹) 2223 (CN), 1722 (C=O), 1587 (C=C).

(*E*)-Ethyl 2-cyano-3-(4-(dimethylamino)phenyl)acrylate (3i), was obtained in 98% yield, as a yellow powder. ¹H NMR (270 MHz, CDCl₃) δ 1.37 (t, 3H, $J = 8.1$ Hz, CH₃, ester), 3.09 (s, 3H, CH₃), 3.11 (s, 3H, CH₃), 4.35 (q, 2H, $J = 7.2$ Hz, CH₂), 6.69 (d, 2H, $J = 8.8$ Hz, Ar-H), 6.69 (d, 2H, $J = 8.1$ Hz, Ar-H), 7.94 (d, 1H, $J = 8.1$ Hz, Ar-H), 8.07 (s, 1H, C=CH). ¹³C NMR (270 MHz, CDCl₃) δ 184.2, 154.4, 153.4, 133.9, 119.2, 117.5, 111.3, 93.7, 61.7, 39.9, 14.2; m.p. 125°C, (Lit.,⁵ 124-126°C). Anal. calcd. for C₁₄H₁₆N₂O₂ (244.29), C, 68.83; H, 6.60; N, 11.47. Found: C, 68.92; H, 6.65; N, 11.51. FT-IR (ν , cm⁻¹) 2216 (CN), 1707 (C=O), 1569 (C=C).

(*E*)-Ethyl 2-cyano-3-(furan-2-yl)acrylate (3j), was obtained in 86% yield, as a white powder. ¹H NMR (270 MHz, CDCl₃) δ 1.37 (t, 3H, $J = 8.1$ Hz, CH₃), 4.37 (q, 2H, $J = 8.1$ Hz, CH₂), 6.66-6.67 (m, 1H, furyl), 7.40 (d, 1H, $J = 3.6$ Hz, furyl), 7.75 (d, 1H, $J = 1.2$ Hz, furyl), 8.02 (s, 1H, C=CH); m.p. 91°C (Lit.,¹⁵ 91-92°C). Anal. calcd. for C₁₀H₉NO₃ (191.18), C, 62.82; H, 4.74; N, 7.33. Found: C, 62.91; H, 4.82; N, 7.27. FT-IR (ν , cm⁻¹) 2221 (CN), 1718 (C=O), 1619 (C=C).

2-Imino-2H-chromene-3-carbonitrile (5a), was obtained in 84% yield, as a yellow powder. ¹H NMR (270 MHz, CDCl₃) δ 7.09-7.47 (m, 4H, Ar-H), 8.31 (s, 1H), 8.77 (s, 1H, NH); m.p. 140-141°C (Lit.,¹⁶ 140-141°C). Anal. calcd. for C₁₀H₆N₂O (170.17), C, 70.58; H, 3.55; N, 16.46. Found: C, 70.53; H, 3.60; N, 16.37. FT-IR (ν , cm⁻¹) 3332 (NH), 2190 (CN), 1639 (C=N), 1256 (C-O).

Ethyl 2-imino-2H-chromene-3-carboxylate (5b), was obtained in 86% yield, as a yellow powder. ¹H NMR (270 MHz, CDCl₃) δ 1.38 (t, 3H, CH₃, $J = 8.1$ Hz), 4.38 (q, 2H,

CH₂, $J = 8.1$ Hz), 6.79-7.56 (m, 4H, Ar-H), 8.11 (s, 1H, NH), 8.51 (s, 1H, C4-H, coumarin); m.p. 134°C (Lit.,³ 135°C), Anal. calcd. for C₁₂H₁₁NO₃ (217.22), C, 66.35; H, 5.10; N, 6.45. Found: C, 66.50; H, 5.11; N, 6.48. FT-IR (ν , cm⁻¹) 3313 (NH), 1679 (CO), 1635 (C=N), 1297 (C-O).

Synthesis of 2-aminothiophenes 7a, b

General procedure

Malononitrile (1a) (0.066 g, 1 mmol) or ethyl cyanoacetate (1b) (0.113 g, 1 mmol), cyclohexanone (6) (0.098 g, 1 mmol), and sulfur (0.035 g, 1.1 mmol) catalyzed by LiOH.H₂O (0.042 g, 1 mmol) in dry ethanol (6 mL) were mixed and stirred at room temperature for 4 h. The reaction mixture was poured into the ice-cold water and the formed precipitate was filtered, dried and crystallized from aqueous ethanol to give 7a, b, respectively.

2-Amino-4,5,6,7-tetrahydrobenzo[*b*]thiophene-3-carbonitrile (7a), was obtained in 84% yield, as a pale yellow powder. ¹H NMR (270 MHz, CDCl₃) δ 1.60-1.79 (m, 4H), 2.50-2.73 (m, 4H), 4.58 (br, s, 2H, NH₂); m.p. 147°C (Lit.,¹⁷ 147-148°C). Anal. calcd. for C₉H₁₀N₂S (178.25), C, 60.64; H, 5.65; N, 15.72. Found: C, 60.70; H, 5.74; N, 15.67. FT-IR (ν , cm⁻¹) 3328, 3205 (NH₂), 2194 (CN), 1619 (C=C).

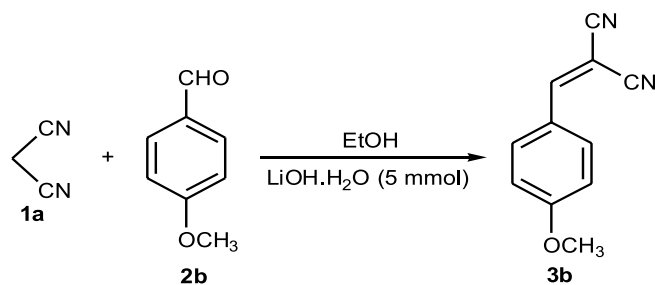
Ethyl 2-amino-4,5,6,7-tetrahydrobenzo[*b*]thiophene-3-carboxylate (7b), was obtained in 87% yield, as a pale yellow powder. ¹H NMR (270 MHz, CDCl₃) δ 1.33 (t, $J = 8.1$ Hz, 3H, CH₃), 1.67-1.76 (m, 4H), 2.5-2.7 (m, 4H), 4.24 (q, $J = 8.1$ Hz, 2H), 5.94 (br, s, 2H, NH₂); m.p. 115°C (Lit.,¹⁷ 116°C). Anal. calcd. for C₁₁H₁₅NO₂S (225.31), C, 58.64; H, 6.71; N, 6.22. Found: C, 58.75; H, 6.68; N, 6.33. FT-IR (ν , cm⁻¹) 3404, 3297 (NH₂), 1646 (CO) 1276 (C-O).

RESULTS AND DISCUSSION

This work was initiated with the reaction of malononitrile (1a) with 4-anisaldehyde (2b) in the presence of LiOH.H₂O in different solvents to produce 2-(4-methoxyphenyl methylene)malononitrile (Table 1).

Table 1. Solvent effect in the reaction of malononitrile (1a) with 4-anisaldehyde (2b)

Entry	Solvent	Reaction time, min	Product (yield %)
1	H ₂ O	1	87
2	EtOH	3	90
3	CH ₂ Cl ₂	7	81



Scheme 1. Reaction of *p*-methoxybenzaldehyde with malononitrile promoted by LiOH.H₂O

The results obtained (Table 1) showed that ethanol was the best solvent. Furthermore, the influence of LiOH.H₂O concentration on the same reaction was also studied. The

results (Table 2) revealed that raising the concentration of $\text{LiOH}\cdot\text{H}_2\text{O}$ more than (5 mol %) has no marked effect on the reaction outcome.

Table 2. The effect of different concentrations of $\text{LiOH}\cdot\text{H}_2\text{O}$ and reaction time on the (yield %) of 2-(4-methoxybenzylidene)malononitrile (3b)

Entry	Concentration of ($\text{LiOH}\cdot\text{H}_2\text{O}$)	Time, min	Product (% yield)
4	0.025 equiv.	7	68
5	0.05 equiv.	3.0	90.0
6	0.10 equiv.	2.5	89.8
7	0.15 equiv.	2.0	89.9

Also, the influence of different bases on the yield % and reaction time on the same reaction was investigated. The results obtained (Table 3) showed that $\text{LiOH}\cdot\text{H}_2\text{O}$ was the best choice.

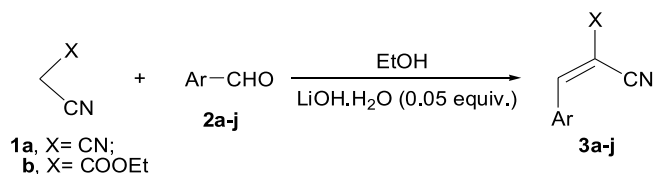
Table 3. The reaction of malononitrile (1a) with 4-anisaldehyde (2b) in the presence and absence of different bases

Entry	Base	Yield	Time
8	LiOH	90.0	3 min
9	NaOH	87.0	6 min
10	KOH	8.5	4 min
11	piperidine	84.0	5 min
12	No base	–	–
13	No base, no solvent	–	–

To establish the generality, malononitrile (1a) and ethyl cyanoacetate (1b) were treated with various aromatic aldehydes 2a – e under the catalytic influence of $\text{LiOH}\cdot\text{H}_2\text{O}$ (0.05 equivalent, Table 4). Excellent results (83 – 98% yields) were obtained and the reactions were completed after 1 min to 11 (TLC).

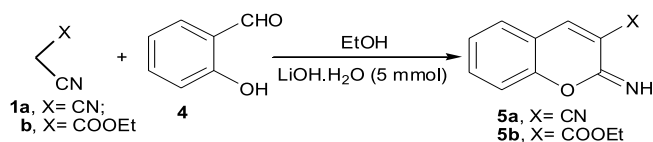
Table 4. The reaction of malononitrile (1a) with different aromatic aldehydes

Entry	Ar	X	Yield	Time
14	phenyl	CN	89	5 min
15	4-methoxyphenyl	CN	90	3 min
16	4-chlorophenyl	CN	93.5	10 min
17	4- <i>N,N</i> -dimethylaminophenyl	CN	95	2 min
18	2-furyl	CN	84	1 min
19	phenyl	COOEt	83	8 min
20	4-methoxyphenyl	COOEt	91.5	6 min
21	4- <i>N,N</i> -dimethylaminophenyl	COOEt	97	4 min
22	4-chlorophenyl	COOEt	98	11 min
23	2-furyl	COOEt	86	8 min



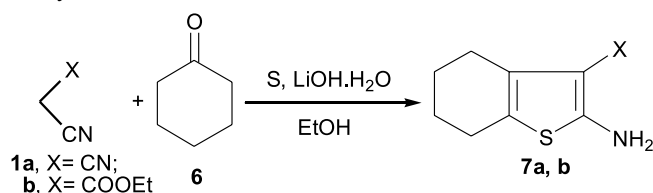
Scheme 2. Reactions of different aldehydes with malononitrile or ethylcyanoacetate promoted by $\text{LiOH}\cdot\text{H}_2\text{O}$

This method was applied to the synthesis of coumarin derivatives 5a through the reaction of salicylaldehyde (4) with malononitrile (1a) in the presence of 0.05 equivalent of $\text{LiOH}\cdot\text{H}_2\text{O}$ was studied. The reaction proceeded smoothly at room temperature to afford 3-cyanoiminocoumarin (5a) in 98% yield. The introduction of ethyl carboxylate to the 3-position of coumarin was achieved using ethyl cyanoacetate under identical conditions, to give 3-ethoxycarbonylcoumarin (5b) in 78% yield.



Scheme 3. Reactions of salicylaldehyde with malononitrile or ethylcyanoacetate promoted by $\text{LiOH}\cdot\text{H}_2\text{O}$

Substituted 2-aminothiophenes are important intermediates in the synthesis of a variety of agrochemicals, dyes and pharmacologically active compounds.¹⁸ The most convergent and well-established classical approach for the preparation of 2-aminothiophenes is Gewald's method,¹⁷ which involves multicomponent condensation of a ketone with an activated nitrile and elemental sulfur in the presence of morpholine as a catalyst. The high efficacy, cheapness and availability of $\text{LiOH}\cdot\text{H}_2\text{O}$ prompted us to investigate the Gewald reaction but replacing the organic base with $\text{LiOH}\cdot\text{H}_2\text{O}$. Thus a mixture of malononitrile or ethylcyanoacetate (0.01 mole), cyclohexanone (0.01 mole), elemental sulfur (0.011 mole) in the presence of $\text{LiOH}\cdot\text{H}_2\text{O}$ (0.01 mole) in ethanol (15 mL) was stirred at room temperature for 3-4 h to produce 7a and 7b, respectively.



Scheme 4. Gewald reaction promoted by $\text{LiOH}\cdot\text{H}_2\text{O}$

The dual role of $\text{LiOH}\cdot\text{H}_2\text{O}$ *i.e.* generates the enolate from the malononitrile or ethylcyanoacetate and activates the aldehyde or cyclohexanone carbonyl by coordination with Li^+ , is demonstrated in (Fig. 1). Proton abstraction from 1 by $\text{LiOH}\cdot\text{H}_2\text{O}$ (present in catalytic amount) generates the lithium enolate I. Coordination of the Li^+ cation of I with the aldehyde carbonyl oxygen forms the six-membered cyclic transition state II and increases the electrophilicity of the aldehyde carbonyl group and makes it more susceptible to nucleophilic attack in an intramolecular fashion to form the iminolate anion III. The iminolate anion subsequently abstracts the proton from 1a and generates the iminolate I to complete the catalytic cycle. The ol IV on dehydration results in the formation of arylidene malononitrile V.

Also, ethylcyanoacetate undergoes a similar sequence of events are experienced by I (*e.g.* proton abstraction to form the enolate VI, condensation with aldehyde via a six-member cyclic transition state mediated through Li-coordinated VII to form the corresponding olate anion VIII, proton exchange of VIII with ethylcyanoacetate generate VI and the ol IX which on dehydration results in the formation of arylidene of ethylcyanoacetate X (Fig. 2).

Furthermore, cyclohexanone reacted with malononitrile or ethylcyanoacetate in a similar manner to form the intermediate XI, which interacts with sulfur in the presence of $\text{LiOH}\cdot\text{H}_2\text{O}$ to form the sulphide ion XII, which then undergoes cyclization to form the imino- anion XIII. The anion XIII undergoes (1,3-H) migration to form the corresponding enamino anion XIV, followed by a proton exchange of XIV with XI to form 2-aminothiophenes 7a,

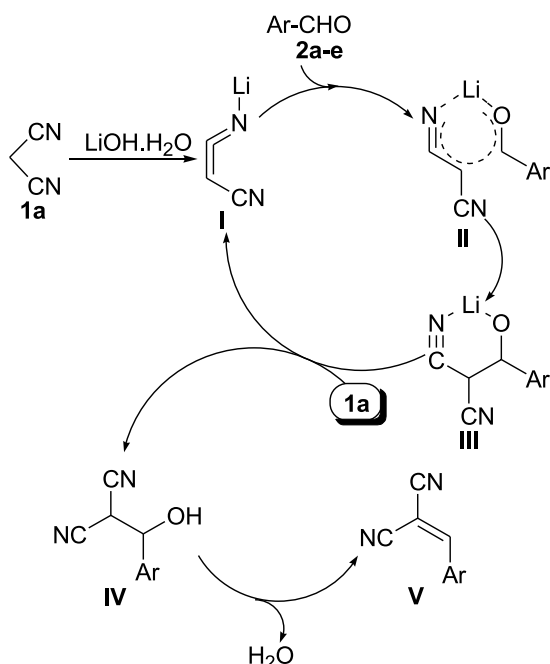


Figure 1. Dual activation role of LiOH.H₂O during Knoevenagel condensation between malononitrile and aldehydes

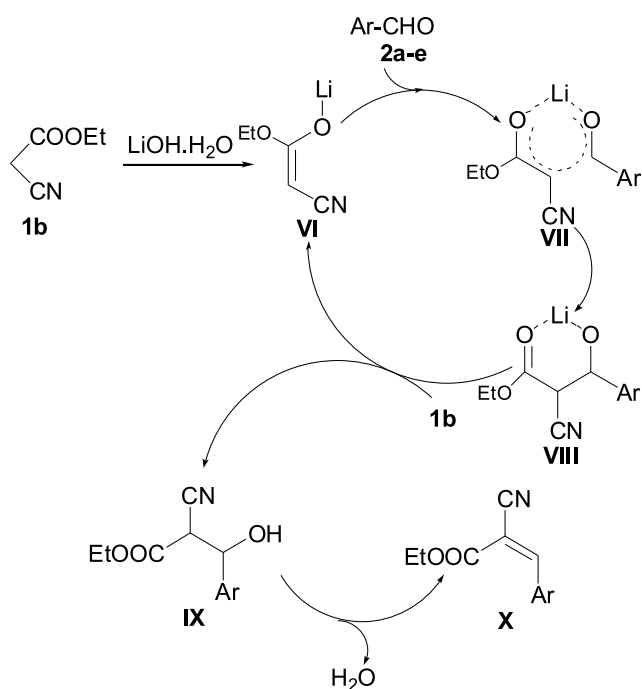


Figure 2. Dual activation role of LiOH.H₂O during Knoevenagel condensation between ethyl cyanoacetate and aldehydes

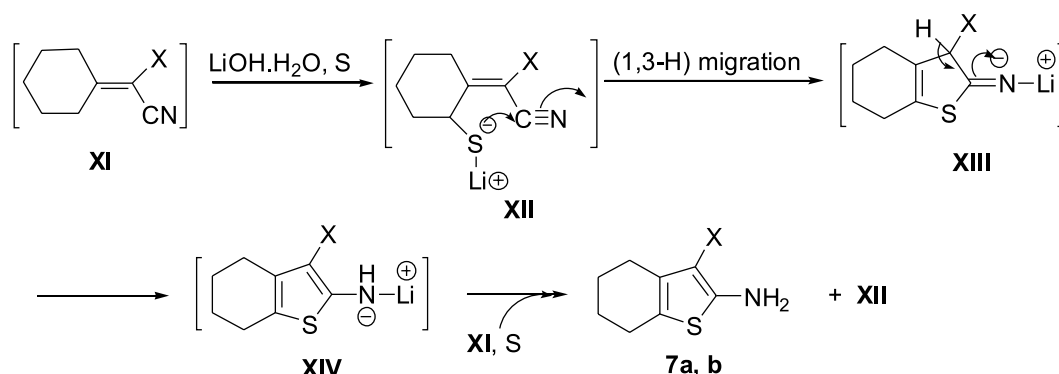


Figure 3. Activation role of LiOH.H₂O during Gewald reactions of [malononitrile or ethyl cyanoacetate] with cyclohexanone and sulfur

b, respectively (Fig. 3). The chemical structures of the newly synthesized compounds were characterized by IR, ¹H NMR and mass spectral analysis (*c.f.* Experimental part).

CONCLUSION

In conclusion, I have discovered LiOH.H₂O as a novel catalyst for Knoevenagel condensation of aryl aldehydes with malononitrile and ethylcyanoacetate. Furthermore, LiOH.H₂O was used for Gewald reaction, for an easy and highly efficient synthesis of arylidene malononitrile, arylidene ethylcyanoacetate and 2-aminthiophenes. The advantages are (i) use of cheap and easily available catalyst, (ii) requirement of a small amount of the catalyst, (iii) short reaction times, (iv) high product yields and (v) clean product.

LITERATURE CITED

- Jones, G. (1967). *Organic Reactions*. (vol. 15, pp. 204-599). Edited by Adams, R. John Wiley & Sons, New York.
- Lehnert, W. (1970). Verbesserte variante der Knoevenagelkondensation mit TiCl₄/THF/pyridin(I). Alkyliden- und Arylidene malonester bei 0 – 25°C. *Tetrahedron Lett.* 11 (54), 4723 – 4724. DOI:10.1016/S0040-4039(00)89377-6.
- Cabello, J. A., Campelo, J. M., Garcia, A., Luna, D. & Marinas, J. M. (1984). Knoevenagel condensation in the heterogeneous phase using aluminum phosphate-aluminum oxide as a new catalyst. *J. Org. Chem.* 49 (26), 5195 – 5197. DOI: 10.1021/jo00200a036.
- Rao, P. S. & Venkataratnam, R. V. (1991). Zinc chloride as a new catalyst for Knoevenagel condensation. *Tetrahedron Lett.* 32 (41), 5821 – 5822. DOI:10.1016/S0040-4039(00)93564-0.
- Rai, U. S., Isloor, A. M., Shetty, P., Vijesh, A. M., Prabhu, N., Isloor, S., Thiageeswaran, M. & Fun, H.-K. (2010). Novel chromeno[2,3-b]pyrimidine derivatives as potential anti-microbial agents. *Eur. J. Med. Chem.* 45 (6), 2695 – 2699. DOI:10.1016/j.ejmech.2010.02.040.
- Sabitha, G., Reddy, B. V. S., Babu, R. S. & Yadav, J. S. (1998). LiCl Catalyzed Knoevenagel condensation: comparative study of conventional method vs microwave irradiation. *Chem. Lett.* 27 (8), 773 – 774, from http://www.jstage.jst.go.jp/login?mid=cl&sourceurl=/article/cl/27/8/773/_pdf&lang=en.
- Li, Y.-Q. (2000). Potassium phosphate as a catalyst for the Knoevenagel condensation. *J. Chem. Res. Synop.* 524 – 525.
- Bose, D. S. & Narsaiah, A. V. (2001). An efficient benzyltriethylammonium chloride catalyzed preparation of electrophilic alkenes a practical synthesis of trimethoprim. *J. Chem. Res. Synop.* 36 – 38.
- Wang, S., Ren, Z., Cao, W. & Tong, W. (2001). The Knoevenagel condensation of aromatic aldehydes with malononitrile or ethyl cyanoacetate in the presence of ctma

in water. *Synth. Commun.* 31 (5), 673-677. DOI: 10.1081/SCC-100103255.

10. Morrison, D. W., Forbes, D. C. & Davis Jr, J. H. (2001). Base-promoted reactions in ionic liquid solvents. The Knoevenagel and Robinson annulation reactions. *Tetrahedron Lett.* 42 (35), 6053-6055. DOI:10.1016/S0040-4039(01)01228-X.

11. Harjani, J. R., Nara, S. J. & Salunkhe, M. M. (2002). Lewis acidic ionic liquids for the synthesis of electrophilic alkenes via the Knoevenagel condensation. *Tetrahedron Lett.* 43 (6), 1127 – 1130. DOI:10.1016/S0040-4039(01)02341-3.

12. Bhagat, S., Sharma, R. & Chakraborti, A. K. (2006). Dual-activation protocol for tandem cross-aldol condensation: An easy and highly efficient synthesis of α,α' -bis(aryl/alkylmethylidene)ketones. *J. Molecular Catal. A: Chem.* 260 (1 – 2), 235 – 240. DOI:10.1016/j.molcata.2006.07.018.

13. Zabicky, J. (1961). The kinetics and mechanism of carbonyl-methylene condensation reactions. Part XI. Stereochemistry of the products. *J. Chem. Soc.* 683 – 687. DOI: 10.1039/JR9610000683.

14. An-Guo, Y., Luo, L., Guo-Feng, W., Xin-Zhi, C., Wei-Dong, Y., Jian-Hui, C. & Kai-Yuan. (2009). Knoevenagel condensation catalyzed by DBU Brønsted ionic liquid without solvent. *Z. Chem. Res. Chin. Univ.* 25 (6), 876 – 881.

15. AL-Hazimi, H. M. A. & Al-Alshaikh, M. A. (2010). Microwave assisted synthesis of substituted furan-2-carboxaldehydes and their reactions. *J. Saudi Chem. Soc.* Available online. DOI:10.1016/j.jscs.2010.04.009.

16. Evdokimov, N. M., Kireev, A. S., Yakovenko, A. A., Antipin, M. Yu., Magedov, I. V. & Kornienko, A. (2007). One-step synthesis of heterocyclic privileged medicinal Scaffolds by a multicomponent reaction of malononitrile with aldehydes and thiols. *J. Org. Chem.* 72 (9), 3443 – 3453. DOI: 10.1021/jo070114u.

17. Sridhar, M., Rao, R. M., Baba, N. H. K. & Kumbhare, R. M. (2007). Microwave accelerated Gewald reaction: synthesis of 2-aminothiophenes. *Tetrahedron Lett.* 48(18), 3171 – 3172. DOI:10.1016/j.tetlet.2007.03.052.

18. Sabnis, R. W., Rangnekar, D. W. & Sonawane, N. D. (1999). 2-Aminothiophenes by the gewald reaction. *J. Heterocycl. Chem.* 36 (2), 333-345. DOI: 10.1002/jhet.5570360203.