

# The influence of urea on the $K_2CO_3$ and $NH_4VO_3$ solubility in the $K_2CO_3 + NH_4VO_3 + H_2O$ system

Urszula Kielkowska

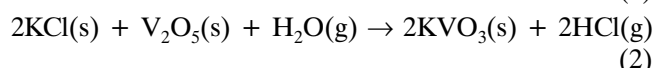
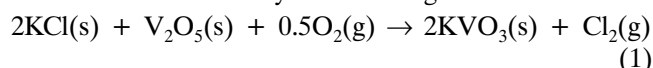
Nicolaus Copernicus University, Faculty of Chemistry, ul. Gagarina 7, 87-100 Toruń, Poland,  
e-mail: ulak@chem.uni.torun.pl

The influence of urea on the vanadium(V) and potassium ion concentrations in the  $K_2CO_3 + NH_4VO_3 + H_2O$  system was determined in the temperature range of 293 K to 313 K. Additionally, the solution density dependence versus the urea concentration was presented. These data are essential for the assessment of optimum operating conditions for the new production process of potassium carbonate.

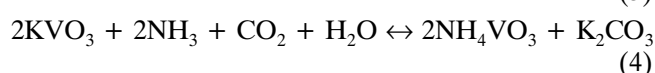
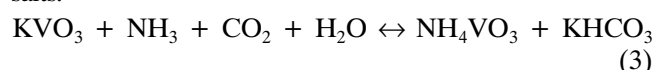
**Keywords:** solubility, density, equilibrium, ammonium vanadate(V), potassium carbonate, urea, water.

## INTRODUCTION

Previous research projects have led to the development of an alternative production process of  $K_2CO_3$  based on  $KVO_3$ <sup>1-3</sup>. Potassium vanadate(V) are generated from reactants: KCl and  $V_2O_5$  in the presence of steam or oxygen. These processes can be described by the following chemical reactions:



The formation of  $K_2CO_3$  is based on carbonization of  $KVO_3$  water + ammonia solutions (according to reaction 3 and 4)<sup>4,5</sup>. As a result, a sparingly soluble precipitate of  $NH_4VO_3$  is obtained, whereas a mixture of  $KHCO_3$  and  $K_2CO_3$  remains in solution. The carbonization degree [R] (R – is defined as the ratio of the  $CO_2$  concentration in the form of  $HCO_3^-$  ions to solution alkalinity) of the solution influences the ratio of the concentration of the coexisting salts.



The research conducted by Pieniżek on the system KCl –  $MgSO_4$  –  $K_2SO_4$  –  $MgCl_2$  –  $H_2O$  in the presence of urea revealed that the reaction yield of the  $K_2SO_4$  synthesis is significantly increased, especially for higher  $CO(NH_2)_2$  concentrations<sup>6,7</sup>. This yield increase is mainly caused by the generation of the binary compound  $MgCl_2 \cdot 4CO(NH_2)_2$  in the equilibrium solution which has a higher solubility than  $MgCl_2$ , when urea is not present.

Similar results have been reported by Trypuć for the KCl –  $NH_3$  –  $CO_2$  –  $H_2O$  system in the presence of urea<sup>8</sup>. It was found that the carbonization yield in relation to potassium ion species at the triple point  $P_1$  ( $P_1$  – triple point, where the solution is in equilibrium with three solids) increased significantly in the presence of urea, as compared to the detected yield without urea present.

This paper is a continuation of the studies to determine the solubility of vanadium, potassium and ammonium salts in the presence of urea<sup>9-11</sup>. Knowledge of the solubility of  $NH_4VO_3$  and  $K_2CO_3$  in the presence of  $CO(NH_2)_2$  is needed for the separation of residual  $NH_4VO_3$  out of the post – filtration liquor and subsequent evaporation to obtain pure  $K_2CO_3$ .

So far, no literature data on the solubility of  $NH_4VO_3 + K_2CO_3 + H_2O$  system in the presence of urea has been found.

## EXPERIMENTAL

### Materials

Analytical pure chemicals:  $NH_4VO_3$  (purity of 99%, Aldrich),  $K_2CO_3$  (purity of 99.98%, POCh Gliwice S.A., Poland) and  $CO(NH_2)_2$  (purity of 99.5%, POCh Gliwice S.A., Poland) were used for all the experiments, without further purification.

### Experimental Procedure

The solubility measurements for the ammonium vanadate(V) + potassium carbonate + water system in the presence of urea were carried out at 293 to 313 K, respectively, using the isothermal solution saturation method.

Each component of the studied system was placed in the thermostated Erlenmeyer flasks of 100 cm<sup>3</sup> capacity. Next, the samples were transferred to a thermostated bath and stirred magnetically for 120 hours. This procedure guaranteed the equilibrium between the solution and the solid phase at the respective temperature.

The temperature was maintained constant applying the BIOBLOCK-SCIENTIFIC thermorelay with an accuracy of  $\pm 0.02$  K. Additionally, the temperature was measured using a mercury thermometer with accuracy of  $\pm 0.05$  K.

After the desired time interval, stirring was discontinued and the solutions were left for the solid phase to settle. The clear solution was sampled into a calibrated Ostwald pycnometer. Sampling was performed under slight overpressure conditions produced by a mini sample – injector pump. This technique enabled precise sampling without the danger of crystallization.

The entire content of the pycnometer was used for the determination of the density of the equilibrium solution. The density measurements were performed with the accuracy of  $\pm 0.002$  g·cm<sup>-3</sup>.

Next, the pycnometer content was transferred quantitatively to the flasks and diluted with an adequate amount of distilled water. Then a chemical analysis was carried out to determine the concentration of the salts.

After the density determination, the slight under-pressure conditions were applied during the transfer of the pycnom-

eter contents to the flasks. Other methods of transfer fail because of the solutes crystallization.

### Analytical Methods

The concentration of potassium ions in equilibrium solutions was determined by the gravimetric analysis via potassium tetraphenylborate ( $K[B(C_6H_5)_4]$ ) formed in acidic solution (2 M HCl)<sup>12, 13</sup>. The average relative error of the measurement was estimated to be  $\pm 2\%$ .

The concentration of vanadium(V) was determined by using a spectrophotometric method<sup>14, 15</sup>. The formation of a coloured complex by the reaction of vanadium(V) with  $H_2O_2$  was employed. The analysis was performed using a double-beam UV-VIS spectrophotometer (Hitachi U-2000). The relative error was less than 2%.

The urea concentration in equilibrium solutions was determined by the Kjeldahl method<sup>16</sup>. The sample is heated to reach the boiling temperature in the presence of concentrated sulfuric(VI) acid and catalyst agents ( $CuSO_4$ ). In order to increase the boiling temperature of the sample, potassium sulfate(VI) was added. The  $NH_4^+$  ions concentration was determined by distillation method, using a fully automatic distillation apparatus Vapodest 30 (Gerhardt, Germany).

Ammonia was released from the solution using a strong base and was subsequently absorbed in a solution of sulfuric(VI) acid. Acid excess was then potentiometrically titrated with a known NaOH solution. A fully automatic titrator Titroline alpha was used with a combined glass electrode supplied by Schott Geräte, Germany. The average relative error was estimated to be  $\pm 2\%$ .

The  $CO(NH_2)_2$  concentration was calculated from the difference between the total  $NH_4^+$  concentrations and the  $NH_4^+$  concentrations corresponding to  $NH_4VO_3$  which is equivalent to the total concentration of vanadium(V) in the solution.

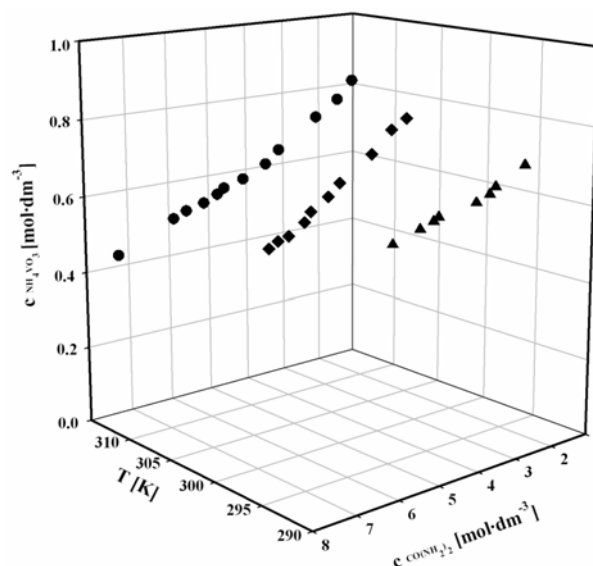
## RESULTS AND DISCUSSION

The results qualitative from the chemical analysis of the equilibrium solutions gave grounds for the construction of the solubility isotherm. For three different temperatures the concentration of both salts (Figures 1 and 2) and the solution density (Figure 3) are reported.

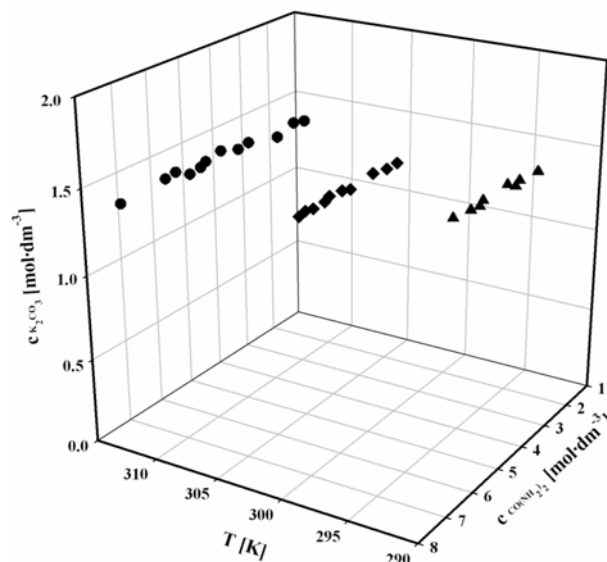
The observed course of the curves plotted in Fig. 1 indicates that with the increasing concentration of  $CO(NH_2)_2$ , the vanadium(V) concentration is systematically decreased, which confirms the salting-out effect of urea on the ammonium vanadate(V) solubility in this system. The effect of decreasing the vanadium(V) concentration in the presence of urea is stronger at higher temperatures and at  $T = 313$  K the vanadium(V) concentration is decreased by 60%.

Figure 2 implies clearly that there is no effect of urea presence on the  $K^+$  solubility. The  $K^+$  ions concentration is practically constant with increasing concentration of urea over the studied temperature range in the studied system.

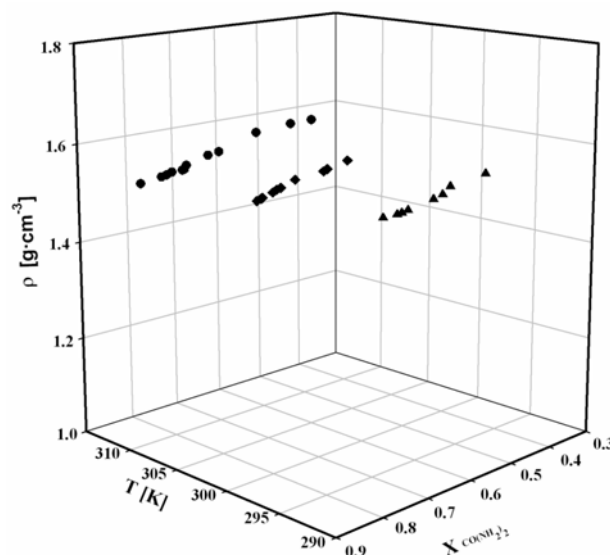
The experimental data were also used to show the relationship between the equilibrium solution density and the concentration of urea for the temperature range 293 – 313 K. Fig. 3 indicates that there is a small effect of the urea presence on the solution density. The solution density is slightly decreased with the increasing  $CO(NH_2)_2$  concentration within the studied temperature range.



**Figure 1.** The vanadium(V) concentration dependence on the urea concentration at three different temperatures: 293 K, 303 K, 313 K



**Figure 2.** The potassium carbonate concentration dependence on the urea concentration and temperature



**Figure 3.** The course of the density changes dependence on the urea concentration in the temperature range of 293 – 313 K

The results of our research indicate that urea might be used successfully for minimizing the losses of toxic vanadium(V) compounds in the post-filtration liquor.

## CONCLUSION

1. Urea has a salting-out effect on the vanadium(V) concentration in the studied system. The effect is stronger at higher temperatures.
2. The presence of urea has no effect on the potassium ions concentration.
3. The density of the equilibrium solution insignificantly decreases with the increasing  $\text{CO}(\text{NH}_2)_2$  concentration.
4. No new double salts or addition compounds are formed in the investigated system.

## ACKNOWLEDGEMENT

This work is supported by KBN grant 3T09B12428

## LITERATURE CITED

1. Trypuć, M., Stefanowicz, D., Kiełkowska, U., Łyjak, G. & Torski, Z. (2004). PL Patent No. 186 717.
2. Trypuć, M., Torski, Z. & Kiełkowska, U. (2001). Experimental determination of the optimum conditions of  $\text{KVO}_3$  synthesis based on  $\text{KCl}$  and  $\text{V}_2\text{O}_5$  in the presence of steam. *Ind. Eng. Chem. Res.* 4, 1022 – 1025. DOI: 10.1021/ie000588i.
3. Trypuć, M., Białowicz, K. & Mazurek K. (2004). Investigations on the synthesis of  $\text{KVO}_3$  and  $\text{Cl}_2$  from  $\text{KCl}$  and  $\text{V}_2\text{O}_5$  in presence of oxygen. *Chem. Eng. Science.*, 59/6, 1241 – 1246. DOI:10.1016/j.ces.2003.12.017.
4. Trypuć, M., Kiełkowska, U., Białowicz, K. & Mazurek, K. (2004). Solubility of Ammonium Metavanadate in Potassium Bicarbonate Water Solution. *Pol. J. Chem. Tech.* 2, 53 – 55.
5. Trypuć, M., Białowicz, K. & Mazurek, K. (2004). Solubility of  $\text{KVO}_3$  in water + ammonia solutions from 293 to 323 K. *Ind. Eng. Chem. Res.* 43, 8403 – 8406. DOI: 10.1021/ie040128f.
6. Pieniżek, T. (1965). The application of polythermodynamic crystallization method to obtaining potassium sulphate according to the reaction  $\text{K}_2\text{Cl}_2 + \text{MgSO}_4 = \text{K}_2\text{SO}_4 + \text{MgCl}_2$  without/with w presence of urea. *Chemia Stosowana.* 1A, 51 – 55.
7. Pieniżek, T. (1965). Crystallization in the system  $\text{K}_2\text{Cl}_2\text{-MgSO}_4\text{-K}_2\text{SO}_4\text{-MgCl}_2\text{-H}_2\text{O}$  in the presence of urea and the isotherms of  $\text{KCl}$  saturated solutions in the temperature 15 and 25°C. *Chemia Stosowana.* 2A, 177 – 182.
8. Trypuć, M. (1974). *The equilibrium investigations in the systems  $\text{NaCl} - \text{NH}_3 - \text{CO}_2 - \text{H}_2\text{O}$ ,  $\text{NaNO}_3 - \text{NH}_3 - \text{CO}_2 - \text{H}_2\text{O}$ ,  $\text{KCl} - \text{NH}_3 - \text{CO}_2 - \text{H}_2\text{O}$ ,  $\text{KNO}_3 - \text{NH}_3 - \text{CO}_2 - \text{H}_2\text{O}$  in the presence of urea, in the triple point  $P_1$* , Toruń, Poland: UMK.
9. Trypuć, M., Mazurek, K. & Białowicz, K. (2002). Solubility in the  $\text{NH}_4\text{VO}_3 + \text{CO}(\text{NH}_2)_2 + \text{H}_2\text{O}$  system from 293 K to 323 K, *Fluid Phase Equilibria.* 203, 285 – 293. DOI: 10.1016/S0378-3812(02)00189-9.
10. Trypuć, M., Mazurek, K. & Białowicz, K. (2003). Investigations on the solubility in the  $\text{NaVO}_3 + \text{CO}(\text{NH}_2)_2 + \text{H}_2\text{O}$  system from 293 to 323 K, *Fluid Phase Equilibria.* 211, 151 – 159. DOI: 10.1016/S0378-3812(03)00151-1.
11. Trypuć, M., Mazurek, K. & Białowicz, K. (2002). Solubility in the  $\text{KVO}_3 + \text{CO}(\text{NH}_2)_2 + \text{H}_2\text{O}$  system from 293 to 323 K, *Pol. J. Appl. Chem.* 1, 47 – 55.
12. Furman, N.H. (1962). *Standard Method of Chemical Analysis*. Princeton, NJ, USA: Van Nostrand Co.
13. Struszyński, M.(1982). *Quantitative and technical analysis*. Warsaw, Poland: PWT.
14. Sandell, G. (1959). *Colorimetric metal analysis*. New York, USA: Intersc. Publishers.
15. Williams, W.J. (1979). *Handbook of Anion Determination*. London, UK: Butterworth.
16. Houben, J. & Weil, Th. (1974). *Methoden der organischen Chemie*. Stuttgart: Georg Thieme Verlag.