

DETERMINATION OF DAMPING PROPERTIES OF LAYERED STRUCTURES BY MEANS OF WAVE-PROPAGATION-BASED METHODS

SUMMARY

Problem of estimation of damping parameters of a structure by analysis of wave propagation in the structure, is addressed. The task is formulated for a cantilever multi-layer beam undergoing random excitation. Since different methods of solution of the problem have been developed the need arises to discuss and compare results obtained by means of the latter ones. Stress is laid on Inhomogenous Wave Correlation method based on analysis of wave field with damping included. Experimental tests are conducted to ensure objectivity of the obtained results. Case of a single-layer beam is investigated first in order to validate the theoretical model used subsequently in studies of sandwich structures. In analysis of multi-layer beams, two arrangements of layers inducing different damping mechanisms, namely free layer damping and constrained layer damping, are taken into account. Discussion on a physical interpretation of the determined damping parameters closes the study.

Keywords: damping, viscoelastic material, k-space methods, IWC method

WYZNACZANIE PARAMETRÓW TŁUMIENIA W UKŁADACH WARSTWOWYCH ZA POMOCĄ METOD OPARTYCH NA ANALIZIE PROPAGACJI FALI

Materiały lepkosprężyste wykazują duże tłumienie wewnętrzne. Własność ta determinuje ich zastosowania przemysłowe, obejmujące m.in. konstrukcje lotnicze, statki podwodne i pojazdy drogowe. Duże zainteresowanie tymi materiałami odzwierciedla liczba publikacji poświęconych tłumieniu drgań przy użyciu taśm i folii lepkosprężystych. Szczególną uwagę poświęca się drganiom poprzecznym belek laminatowych z warstwą lepkosprężystą. Odpowiedź dynamiczna wspomnianych układów wielowarstwowych zależy od parametru tłumienia, dlatego też konieczne wydaje się opracowanie rozwiązań umożliwiających jego wyznaczenie. Istniejące metody identyfikacji tłumienia można podzielić na dwie grupy. Sformułowanie modalne jest oparte na obliczeniu pasma częstotliwości odpowiadającego poziomowi prędkości drgań przynajmniej -3 dB, liczonego w stosunku do wartości szczytowej, zmierzonej w rezonansie (half-power bandwidth). Z uwagi na obserwowany we wszystkich układach wzrost gęstości modalnej w wysokich częstotliwościach, metoda powyższa jest ograniczona do wąskiego zakresu niskich częstotliwości, obejmującego kilka pierwszych modów drgań. Ponadto, sformułowanie to umożliwia wyznaczenie parametru tłumienia jedynie dla częstości własnych. Inna grupa metod jest oparta na analizie pola falowego generowanego w pobudzonym układzie. Metody k-przestrzenne (k-space methods) uwzględniają tłumienie poprzez wprowadzenie zespolonej liczby falowej.

Artykuł prezentuje wyniki weryfikacji eksperymentalnej metody korelacji fali niejednorodnej (Inhomogenous Wave Correlation), otrzymane dla stalowej belki wspornikowej pokrytej warstwą lepkosprężystą. Badana jest zależność zespolonej liczby falowej od częstotliwości. Przedstawione są także wyniki uzyskane przy użyciu innej, starszej metody, zaproponowanej przez McDaniela i in. W tej ostatniej, w porównaniu z rozwiązaniem oryginalnym, wprowadzono dwie istotne modyfikacje. Po pierwsze, do wzbudzenia zamiast sygnału przejściowego użyto ciągłego sygnału losowego. Po drugie, wzorując się na rozwiązaniu zastosowanym w metodzie IWC, do algorytmu identyfikacyjnego wprowadzono funkcję koherencji. Obie metody wykorzystują wyniki tego samego eksperymentu. Pole falowe generowane w testowanej belce jest rekonstruowane na podstawie pomiarów przemieszczenia dokonywanych w punktach rozmieszczonych wzdłuż jej długości. Porównanie funkcji przejścia otrzymanych eksperymentalnie z rozwiązaniem teoretycznym umożliwia wyznaczenie wartości zespolonej liczby falowej w funkcji częstotliwości. Algorytm identyfikacji zaimplementowano w programie MATLAB. Artykuł zamykają dyskusja wyników i uwagi końcowe.

1. INTRODUCTION

Viscoelastic materials exhibit high internal damping. This feature is exploited in their industrial applications ranging from aircraft constructions to submarines and land vehicles. High interest in those materials is reflected in number of publications devoted to damping by means of viscoelastic tapes and films. Much attention is paid to transverse vibrations of laminated beams with viscoelastic layer (cf. [1, 2]).

Since response of such multilayer systems depends to a high degree on a damping parameter it seems desirable to develop solutions enabling its determination.

Existing methods of damping identification can be divided into two groups. Modal formulation is grounded on calculation of half-power bandwidth [1]. Due to drastic increase of modal density in higher frequencies, observed in all structures, the approach is limited to low band covering first few modes of vibrations. Moreover, only values of

* Institute of Fundamental Technological Research, Polish Academy of Sciences, Warsaw, Poland, m.rak@ippt.gov.pl

** Laboratory of Tribology and Systems Dynamics, Ecole Centrale de Lyon, Lyon, France, Mohamed.Ichchou@ec-lyon.fr

damping parameter, corresponding to natural frequencies, can be estimated by means of the method. The other class of solutions is based on analysis of wavefield generated in vibrating structure. The k-space methods take into account damping by introduction of complex wave number.

The paper presents results of experimental verification of Inhomogenous Wave Correlation method [3, 4], obtained for cantilever beam covered with viscoelastic layer. Dependence of complex wave number on frequency is investigated. Results obtained by means of alternative, older solution, proposed by McDaniel *et al.* [5], are also demonstrated. Section 2 and 3 show theoretical bases of IWC and MacDaniel method, respectively. When compared to original idea, two significant modifications are introduced to the last method. First, random continuous excitation instead of transient one has been used. Second, similarly to what had been done in IWC method, coherence function has been employed in identification algorithm. Both methods use results of the same experimental procedure described in section 4. Wavefield generated in a sample is reconstructed from measurements done in points located along its length. Comparison of experimentally obtained transfer function with theoretical solution enables determination of complex wave number in terms of frequency. Identification algorithms implemented in MATLAB are used to find the parameter. The paper concludes with discussion of results and final remarks.

2. THEORETICAL FORMULATION OF IWC METHOD

IWC method was originally developed as a tool for identification of direction-dependent dispersion curves in plane structures. As a one-directional propagation is assumed, description of a wavefield simplifies significantly and takes form

$$W(x) = e^{i\bar{k}x} \quad (1)$$

for given frequency ω , where \bar{k} is complex. Relation between wave number and loss factor η is given by ratio of phase and group velocity, denoted by c_ϕ and c_g , respectively [6]

$$\frac{\text{Im}\{\bar{k}\}}{\text{Re}\{\bar{k}\}} = \eta \frac{c_\phi}{2c_g} \quad (2)$$

Since for bending waves group velocity is twice the phase velocity, loss factor may be expressed directly in terms of wave number

$$\eta = 4 \frac{\text{Im}\{\bar{k}\}}{\text{Re}\{\bar{k}\}} \quad (3)$$

Correlation between wave observed in experiment and the one described theoretically is calculated for every frequency by means of the formula

$$IWC(\bar{k}) = \frac{\left| \sum_{i=1}^n W^*(x_i, \bar{k}) \cdot \tilde{W}(x_i) \rho(x_i) \right|}{\sqrt{\sum_{i=1}^n |W(x_i, \bar{k})|^2 \sum_{i=1}^n |\tilde{W}(x_i)|^2 \rho(x_i)}} \quad (4)$$

where $\tilde{W}(x_i)$, $\rho(x_i)$ stand for transfer function and coherence, respectively, both calculated for response at x_i , * denotes complex conjugate and x_i is a location of i th measurement point. Value of \bar{k} is determined by maximisation of ratio (4). Finite set of pairs $(\text{Re}\{\bar{k}\}, \text{Im}\{\bar{k}\})$ is searched for solution, no optimisation algorithm is used.

3. THEORETICAL FORMULATION OF McDANIEL METHOD

The method is based on analysis of vibrations of Bernoulli beam. Homogenous governing equation is used

$$EJ \frac{\partial^4 w(x, t)}{\partial x^4} + \rho A \frac{\partial w(x, t)}{\partial t^2} = 0 \quad (5)$$

After being Fourier transformed, the equation (5) becomes

$$E(1 - i\eta(\omega))J \frac{\partial^4 W(x, \omega)}{\partial x^4} - \omega^2 \rho A W(x, \omega) = 0 \quad (6)$$

where introduced term $E(1 - i\eta(\omega))$ describes damping. Solution

$$W(x, \omega) = c_1(\omega)e^{i\bar{k}x} + c_2(\omega)e^{-i\bar{k}x} + \quad (7)$$

$$+ c_3(\omega)e^{\bar{k}x} + c_4(\omega)e^{-\bar{k}x}$$

includes complex wave number

$$\bar{k} = 4 \sqrt{\frac{\rho A}{E(1 - i\eta(\omega))J}} \omega^2 \quad (8)$$

If the theoretical model is correct, relation (7) should be satisfied for every measured response. Thus, a set of equations written in matrix form for given frequency ω

$$\begin{bmatrix} W(x_1) \\ \dots \\ W(x_i) \\ \dots \\ W(x_n) \end{bmatrix} = \begin{bmatrix} e^{i\bar{k}x_1} & e^{-i\bar{k}x_1} & e^{kx_1} & e^{-kx_1} \\ \dots & \dots & \dots & \dots \\ e^{i\bar{k}x_i} & e^{-i\bar{k}x_i} & e^{kx_i} & e^{-kx_i} \\ \dots & \dots & \dots & \dots \\ e^{i\bar{k}x_n} & e^{-i\bar{k}x_n} & e^{kx_n} & e^{-kx_n} \end{bmatrix} \begin{bmatrix} c_1 \\ c_2 \\ c_3 \\ c_4 \end{bmatrix} \quad (9)$$

ought hold, where $x_i, i = 1, \dots, n$ denotes a location of i th measurement point and $W(x_i, \omega)$ is a response obtained at x_i . Unknown constants $c_j, j = 1, \dots, 4$ are determined by means of least square method for each complex value of \bar{k} assumed in consecutive loops of optimisation procedure. Original objective function, proposed by McDaniel *et al.*, has been modified. Now it introduces coherence function ρ

$$\varepsilon(\bar{k}) = \frac{\sqrt{\sum_{i=1}^n |W(x_i, \bar{k}) - \tilde{W}(x_i)|^2 \rho(x_i)}}{\sqrt{\sum_{i=1}^n |\tilde{W}(x_i)|^2 \rho(x_i)}} \quad (10)$$

where $\tilde{W}(x_i)$ denotes experimentally obtained response. MATLAB built-in routine based on Nelder–Mead simplex algorithm [7] has been employed. Loss factor may be calculated from expression (8)

$$\eta = 4 \frac{\text{Im}\{\bar{k}^4\}}{\text{Re}\{\bar{k}^4\}} \quad (11)$$

if \bar{k} , minimizing (10), is used.

4. EXPERIMENTAL VALIDATION

Experimental apparatus is depicted at Figure 1. Steel sample of dimensions 0.27 m×0.02 m×0.001 m covered with viscoelastic material manufactured by RIETER France was tested. Clamping was realized by means of massive vice. Gearing&Watson V4 shaker with Bruel&Kjaer 8200 force charge mounted on its head, excited the sample at the free end. Polytec OFV 350 laser vibrometer measured velocity in 26 points spaced 0.01 m apart along length of the beam. Bruel&Kjaer Pulse multi-analyzer system acquired data.



Fig. 1. Experimental apparatus

Frequency dependence of real and imaginary part of wave number obtained for both presented methods is shown in Figures 2 and 3, respectively. Shape of the curves representing real part of wave number agrees very well with the one predicted theoretically within the whole frequency range. Both methods produce almost identical results. However, evident differences are observed in imaginary part of wave number. Loss factor calculated with the aid of formulas (3) and (11) for IWC and McDaniel method, respectively, is plotted in Figure 4. The fact that the parameter

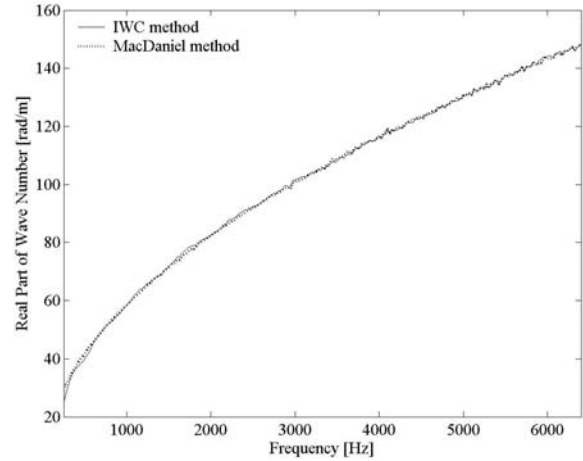


Fig. 2. Real part of wave number vs frequency

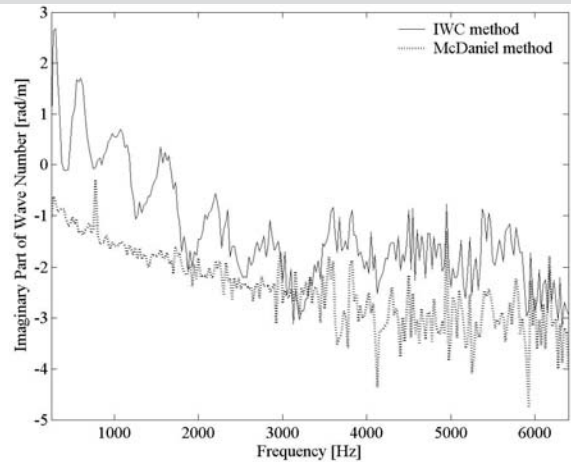


Fig. 3. Imaginary part of wave number vs frequency

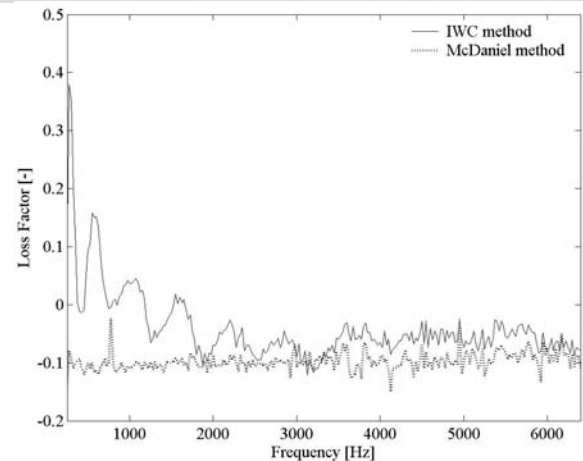


Fig. 4. Loss factor vs frequency

determined by means of McDaniel procedure takes negative value is a consequence of using minus sign in a damping term appearing in equation (6). If loss factor of opposite sign was obtained and the notation stayed unaltered, erroneous model of dissipation of energy would result (cf. [8]). Finally, it is observed that an average value of the parameter does not change with frequency. This means that hysteretic model of damping applies. Unfortunately, no simple physical interpretation exists for loss factor obtained by use of IWC method.

5. CONCLUSIONS

Two methods of damping identification, both based on wave approach, have been verified experimentally. Beam sample covered with viscoelastic layer has been used in tests. Method proposed by McDaniel et al was originally validated for low frequencies ranging up to 500 Hz. The limitation resulting from appearance of other types of waves has been removed in the described experiment. Loss factor has been determined within 6.4 kHz bandwidth. IWC method adapted to the case of one-dimensional wavefield has been used as an alternative to approach developed by McDaniel *et al.*

Foregoing analysis lacks some important issues which will be addressed in extended version of the paper. Missing considerations embrace, among others, profound discus-

sion on obtained parameters, comparison of the results with modal data and study on limitations of the methods.

Acknowledgement

The authors wish to express their thanks to Dr. Julien Berthaut for his helpful remarks. Grateful acknowledgement is made for the support obtained from the 5FP EU project Research Training Networks "SMART SYSTEMS" HPRN-CT-2002-00284.

References

- [1] Oberst H.: *Über die Dämpfung der Biegeschwingungen dünner Bleche durch fest haftende Beläge*. *Acustica*, vol. 2, Akustische Beihefte, No. 4, 1952, 181–194
- [2] Ross D., Ungar E.E., Kerwin E.M., Jr.: *Structural Damping*. Ruzicka J.E. (ed.), ASME, 1959, 49–87
- [3] Berthaut J.: *Contribution à l'identification large bande des structures anisotropies*. PhD Thesis, Ecole Centrale de Lyon, 2004
- [4] Berthaut J., Ichchou M.N., Jezequel L.: *K-space identification of apparent structural behaviour*. *Journal of Sound and Vibration*, 280, 5, 2005, 1125–1131
- [5] McDaniel J.G., Dupont P., Salvino L.: *A wave-approach to estimating frequency-dependent damping under transient loading*. *Journal of Sound and Vibration*, 231, 2, 2000, 433–449
- [6] Lyon R.H., DeJong R.G.: *Theory and Application of Statistical Energy Analysis*. Butterworth Heineman, 1995
- [7] Lagarias J.C., Reeds J.A., Wright M.H., Wright P.E.: *Convergence Properties of the Nelder-Mead Simplex Method in Low Dimensions*. *SIAM Journal of Optimisation*, 9, 1, 1998, 112–147
- [8] Crandall S.H.: *The role of damping in vibration theory*. *Journal of Sound and Vibration*, 11, 1, 1970, 3–18