

# Modification of poly(vinyl chloride) by aromatic amines: application to the extraction of some metal cations

Adnen Mabrouki<sup>1)</sup>, Fayçal Ammari<sup>1),\*</sup> (ORCID ID: 0000-0003-3541-0854)

DOI: [dx.doi.org/10.14314/polimery.2021.7.2](https://doi.org/10.14314/polimery.2021.7.2)

**Abstract:** The reaction of poly(vinyl chloride) (PVC) with various aliphatic amines in 1,4-dioxane has been studied. These reactions led to the formation of new polymers (PVC-L), which were characterized by different spectroscopic methods: differential thermal analysis (DTA) and infrared. The extraction percentages were determined by comparing the initial conductivity of the aqueous solution containing the studied metal with the final conductivity of the aqueous solution at extraction equilibrium. One of the obtained polymers gave an extraction rate of 82.05% for Li<sup>+</sup>, which underlines the importance of the substitution of chlorine atoms by diethylenetriamine groups. A kinetic study of the extraction shows that the optimal duration of extraction was obtained with the polymer most substituted by diethylenetriamine groups.

**Keywords:** poly(vinyl chloride) (PVC), functionalization, metal cation, extraction, diethylenetriamine, substitution reaction.

## Modyfikacja poli(chlorku winylu) aminami aromatycznymi: zastosowanie wybranych kationów metali do ekstrakcji

**Streszczenie:** Badano reakcję poli(chlorku winylu) (PVC) z różnymi aminami alifatycznymi w 1,4-dioxanie. Reakcje te doprowadziły do powstania nowych polimerów (PVC-L), które charakteryzowano metodami różnicowej analizy termicznej (DTA) i podczerwieni. Procent ekstrakcji określano przez porównanie początkowej przewodności roztworu wodnego zawierającego badany metal z końcową przewodnością roztworu wodnego w stanie równowagi ekstrakcji. Dla jednego z otrzymanych polimerów uzyskano stopień ekstrakcji 82,05% dla Li<sup>+</sup>, co podkreśla znaczenie podstawienia atomów chloru przez grupy dietylenotriaminowe. Badania kinetyczne wykazały, że optymalny czas ekstrakcji uzyskano dla polimeru z najbardziej podstawionymi grupami dietylenotriaminowymi.

**Słowa kluczowe:** poli(chlorek winylu) (PVC), funkcjonalizacja, kation metali, ekstrakcja, dietylenotriamina, reakcja substytucji.

Poly(vinyl chloride) has been used in various fields such as construction, household appliances, packaging, electrical and electronic products, automobile, furniture, etc. A huge amount of PVC waste has been discarded both in the post-manufacturing and post-consumer phases. Worldwide, PVC waste can be managed primarily through landfill (82%) and incineration (15%) [1, 2]. On the other hand PVC finds many applications in the medical field, blood storage bags and their components [3]. PVC is not a polymer compatible with blood, one of the techniques which exists consists in improving this biocompatibility, what includes the polymer surface modification existing the end point of heparin [4, 5]. The animation of PVC was followed by complexation with heparin

[6, 7], grafting of hydrophilic polymers on the surface of PVC [8] and modification of the plasma [9]. In another work, PVC was modified for the treatment of wastewater contaminated with cadmium [10]. PVC is also used for recycling of a used lithium-ion batteries (LIB) by a mechanical-chemical process [11, 12].

In this work, given that the pollution of the aquatic environment by heavy metals from industrial and consumer waste is considered as a threat to aquatic organisms and to human health, we focused our work in laboratory on the synthesis of new materials from PVC in order to extract metal cations. Several polymer-based products have been synthesized [13-18]. Several chemical reactions have been applied such as substitution, elimination, reduction and degradation. Nucleophilic substitution is the most studied reaction [13], Abdelaal and Sobahi made substitutions of PVC chlorine by I then by OH in a solution of DMF. Navarro et al. carried out the modification of PVC with several aromatic thiols. This

<sup>1)</sup> University of Carthage, Faculty of Sciences of Bizerte, Laboratory of Organic Synthesis, Jarzouna, Bizerte 7021, Tunisia.

<sup>\*</sup> Author for correspondence: ammari1971@gmail.com

work is devoted to the modification of polyvinyl chloride ( $P_0$ ) by aromatic amines and to the study of the complexing and catalytic properties of various modified polymers [14].

In the present work, we have synthesized new products by grafting amino-alkyl and amino-aryl groups onto  $P_0$  for use in the extraction of the two metal cations cadmium and lithium which are widespread in the environment and known to be harmful to human health.

## EXPERIMENTAL PART

### Materials

Commercial PVC ( $P_0$ ) ( $M_r=48\ 000$ ) was purchased from Fluka. 1,4-dioxane, triethylamine, N,N-Dimethylformamide (DMF), diethylenetriamine (99%), 4-aminoveratrole, 4-aminophenol, diethyl ether and LiBr was produced by Sigma-Aldrich.  $CdCl_2 \cdot H_2O$  (98 %) was provided by Fluka. Diethyl ether was bought from Panreac. Potassium iodide (KI) and sodium hydroxide (NaOH) were purchased from Prolabo.

### Chemical functionalization of PVC

In order to make the polymer ( $P_0$ ) more reactive, we performed the Conant-Finkelstein reaction to replace the chlorine atoms of pure PVC with iodine atoms using a nucleophilic substitution mechanism [20].

### Extraction of some metal ions

The work included the use of polymers modified with amine groups to remove metal ions ( $Li^+$ ,  $Cd^{2+}$ ) by solid phase extraction (SPE).

### Extraction study

In a 30 mL vial, 20 mL of an aqueous metal salt solution ( $5 \cdot 10^{-4}$  M) was mixed with 100 mg of each powdered polymer. Carefully, the mixture was stirred and the initial conductivity ( $\sigma_0$ ) was measured.

### Percentage of extraction

The results of the metal ion extraction for each synthesized polymer were expressed as percentages of their initial concentration.

The metal ion percentage was calculated using the following equation.

$$E = [(C_i - C_f) / C_i] \cdot 100 \%$$

where:  $C_i$  (mol/cm<sup>3</sup>) is the initial concentration of metals in aqueous solution and  $C_f$  (mol/cm<sup>3</sup>) is the final concentration of the metal in the aqueous solution at equilibrium extraction.

### Testing methods

The infrared analysis using the (ATR FT-IR) technique was carried out on a Thermo Scientific Nicolet FTIR 200 spectrophotometer with a scanning range between 4000 and 400 cm<sup>-1</sup>.

Differential thermal analysis (DTA) was performed on a SETARAM TGA 92 device. The pH was measured with a pH/conductivity meter, VWR / CO 3000L.

### Synthesis of veratrole PVC-amine $P_1$

5 g of PVC ( $M_w = 48,000$  gmol<sup>-1</sup>), 1 g of potassium iodide and 100 ml of 1,4-dioxane were introduced into a bomb to hydrogenate and stirred at room temperature. Then 60 mg of 4-aminoveratrole and 2ml of triethylamine were introduced. This mixture was stirred until the medium was homogenized. Then it was allowed to react at 100°C for 24 hours. At the end of the reaction, it was washed several times with distilled water. It was observed that two rubbery phases appeared:

A white phase which would be noted as sample 1 subsequently.

A brown phase which would be noted sample 2 later. Each phase is washed several times with distilled water and then with diethyl ether. The synthesized polymer  $P_1$  had a mass of 4.43 g and white in color.

### Synthesis of polymer $P_2$

5 g of commercial PVC ( $P_0$ ), 1.16 g of KI and 100 ml of 1,4-dioxane were introduced into a bomb to be hydrogenated. The mixture was stirred at room temperature then 120 mg of 4-aminoveratrole and 2 ml of triethylamine were introduced. After homogenization of the medium, it was left to react for 24 hours at 120°C. A black plastic paste was obtained. It was washed several times with distilled water and then with diethyl ether to give a new black color material  $P_2$  with a mass of 5.33 g.

### Synthesis of polymer $P_3$

5 g of commercial PVC ( $P_0$ ), 1.16 g of KI and 100 ml of 1,4-dioxane were introduced into a bomb to be hydrogenated. The mixture was stirred at room temperature then 130 mg of 4-aminophenol and 2 ml of triethylamine were introduced. After homogenization of the medium, it was left to react for 24 hours at 120°C. A black plastic paste was obtained. It was washed several times with distilled water and then with diethyl ether to give a new material  $P_3$  with a mass of 4.85 g and a black color.

### Synthesis of polymer $P_4$

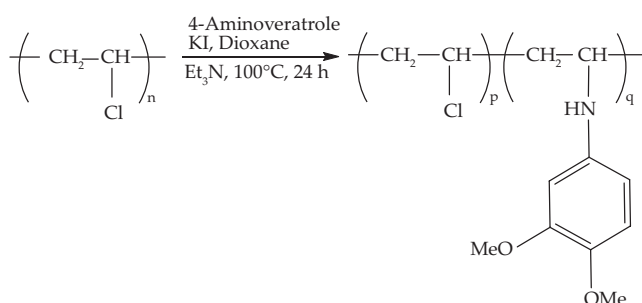
1 g of PVC modified by 4-amino phenol ( $P_2$ ), 70 ml of 1,2-dioxin and 0.5 g of KI were introduced into a bomb to be hydrogenated. The mixture was stirred at room tem-

perature and then 9 ml of diethylene triamine (DETA) and 3 drops of triethylamine were introduced.

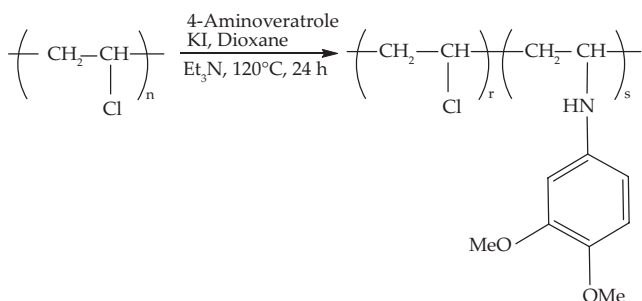
After homogenization of the medium, it was left to react for 24 hours at 100°C. A light brown plastic paste was obtained. It was washed with an aqueous solution of NaOH of 10<sup>-2</sup> mol/L concentration, then washed several times with distilled water until the filtrate reached the electrical conductivity of distilled water and finally washed with diethyl ether. A new material P<sub>4</sub> with a mass of 0.56 g and a light brown color was obtained.

#### Proposed structure for polymer P<sub>1</sub>

Based on the analysis methods, the following structure is proposed for polymer P<sub>1</sub> (Scheme A).



Scheme A



Scheme B

#### Proposed structure for polymer P<sub>2</sub>

Based on the analysis methods, the following structure is proposed for polymer P<sub>2</sub> (scheme B).

#### Proposed structure for polymer P<sub>3</sub>

Based on the analysis methods, the following structure is proposed for polymer P<sub>3</sub> (scheme C).

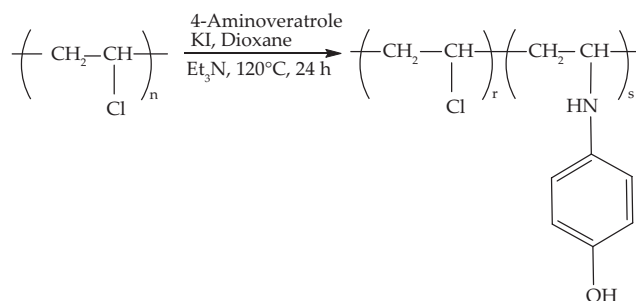
#### Proposed structure for polymer P<sub>4</sub>

Based on the analysis methods, the following structure is proposed for polymer P<sub>4</sub> (scheme D).

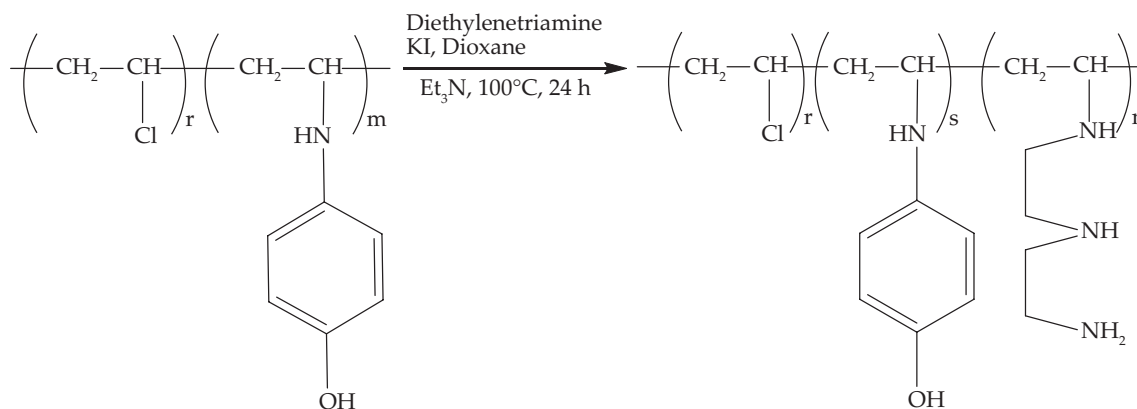
## RESULTS AND DISCUSSION

### IR spectroscopy

IR spectroscopic analysis of the modified polymer (P<sub>4</sub>) clearly shows that a substitution reaction takes place, as indicated by the appearance of characteristic bands of the amino groups at 3390 and 3400 cm<sup>-1</sup> corresponding to NH<sub>2</sub>, as well as an absorption at 1650 cm<sup>-1</sup> corresponding to the bending of NH in the plane. An absorption at 1431 cm<sup>-1</sup> is also observed, corresponding to an aromatic C=C, which confirms the presence of the benzene ring in the polymer



Scheme D



Scheme C




Fig. 1. Polymers obtained after chemical modification of commercial PVC

chains of PVC. All the characteristic bands observed for P<sub>1</sub> were also seen in the FT-IR spectrum of P<sub>2</sub> and P<sub>3</sub> (Fig. 2). However; the spectrum also shows the presence of the weak stretching vibration of chlorine ( $\nu_{\text{C-Cl}}$ ) at  $690\text{ cm}^{-1}$ , indicating that the chlorine atoms have not entirely disappeared. Results are consistent with those of Ammari *et al.* [13].

The IR spectra of the polymers P<sub>1</sub>, P<sub>2</sub>, P<sub>3</sub> and P<sub>4</sub> are given in the following figure.

Comparison of FT-IR spectra for P<sub>1</sub>, P<sub>2</sub>, P<sub>3</sub> and P<sub>4</sub> together with that of P<sub>0</sub> clearly shows the modification of P<sub>0</sub> since the P<sub>0</sub> spectrum has absorption bands at  $690\text{ cm}^{-1}$ , corresponding to the C-Cl band, and the two absorption bands at  $2927\text{ cm}^{-1}$  for symmetric and asymmetric CH<sub>2</sub>, middle band respectively, which are only present in P<sub>0</sub> (Table 1). Finally, the absence of the chlorine stretching vibration band ( $\nu_{\text{C-Cl}}$ ) between  $600$  and  $800\text{ cm}^{-1}$  in the P<sub>4</sub> spectra

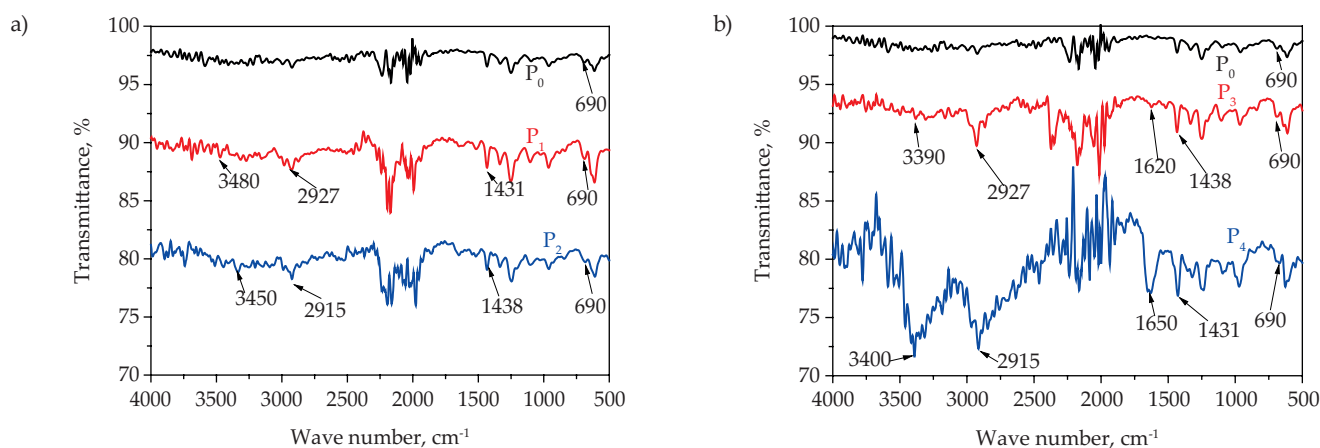


Fig. 2. FT-IR spectra of polymers: a) P<sub>0</sub>, P<sub>1</sub>, P<sub>2</sub>; b) P<sub>0</sub>, P<sub>3</sub>, P<sub>4</sub>

**Table 1.** FT-IR spectroscopic data for  $P_0$  and modified polymers  $P_1$ ,  $P_2$ ,  $P_3$  and  $P_4$ 

Characteristic vibration	Wave number, $\text{cm}^{-1}$				
	$P_0$	$P_1$	$P_2$	$P_3$	$P_4$
-C-Cl vibration	690	690	690	–	–
-CH <sub>2</sub> asymmetric and symmetric vibrations	2930–2860	2930–2860	2930–2860	2930–2860	2930–2860
-NH <sub>2</sub> asymmetric and symmetric vibrations	–	3300–3400	3300–3450	3300–3390	3330–3400
C=C aromatic	–	1431	1438	1438	1431
N-H bending	–	–	1630	1620	1650

confirms that the chlorine atoms have been substituted by diethylenetriamine [14].

### DTA analysis

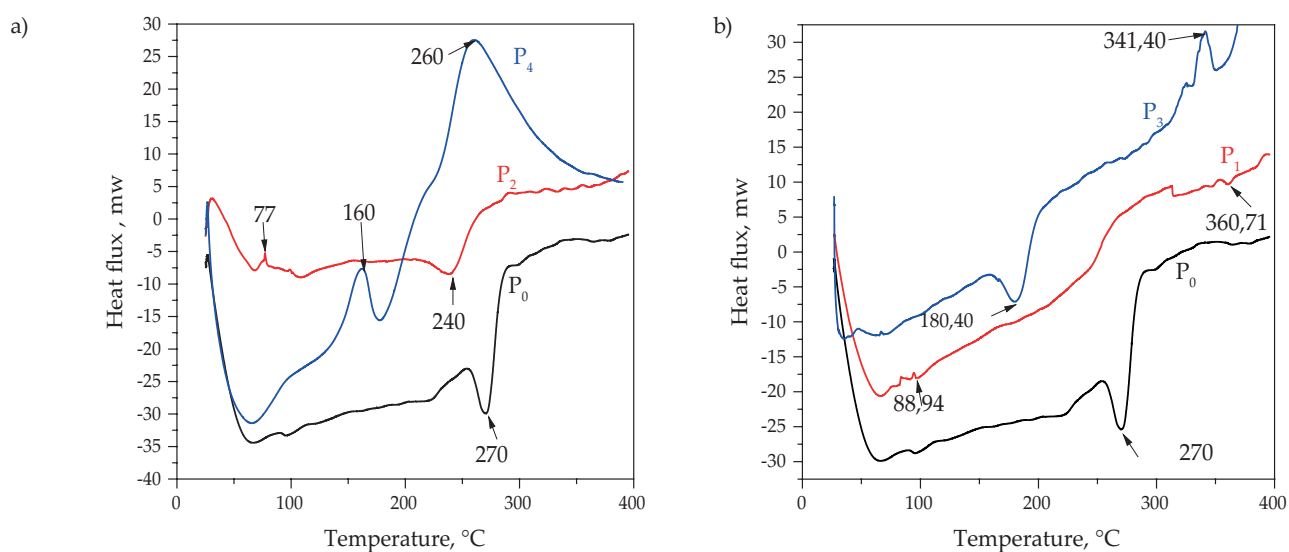
The DTA diagram of commercial PVC ( $P_0$ ) shows a melting point at 270°C with the absence of an exothermic peak up to 400°C; it also exhibits a glass transition around 80°C. That of polymer  $P_1$  exhibits 2 endothermic transformations at 88.94/360°C with no exothermic peak up to 400°C. In the case of polymer  $P_2$ , we note the presence of an endothermic transformation at 77°C and an exothermic peak at 240°C. Finally, the diagram for polymer  $P_3$  shows two peaks, one exothermic at 180.40°C and the other endothermic at 341°C. The  $P_4$  diagram shows 2 endothermic transformations at 160 and 260°C. The peaks around 80°C are attributed to the departure of the surface solvent molecules, those at around 160°C are due to the departure of amino groups grafted onto the PVC backbone and the peaks around 250°C show the continuation of decomposition of polymers (Fig. 3). Note that these thermal behaviors are similar to those found by Ammari *et al.* [13–15].

The DTA diagrams of the  $P_1$ -Li<sup>+</sup> and  $P_3$ -Li<sup>+</sup> complexes respectively show the presence of an exothermic peak at

around 190°C and an endothermic peak at around 236°C, the latter corresponding to the decomposition of the polymer. On the other hand, we note that for the  $P_4$ -Li<sup>+</sup> complex, the appearance of two endothermic peaks around 180°C, 267°C. By comparison with the diagrams of free polymers, there is a slight shift in the temperatures of the various transformations following this complexation (Figs 4, 5). Likewise an endothermic peak around 275°C for ( $P_4$ -Cd<sup>2+</sup>) which has a slight transformation compared to  $P_4$ -Li<sup>+</sup> has been attributed to the decomposition of the polymer [14, 15].

### Proposed structures of $P_4$

Various analyzes of denatured polymers ( $P_4$ ) have shown the transformation of commercial PVC ( $P_0$ ) into 4-aminophenole substitution reactions. A possible structure of  $P_4$  is shown in Scheme E (a) and (b). Several chlorine atoms are always present in the proposed structures. The IR spectra of  $P_4$  showed that the elongation and oscillation bands of chlorine ( $\nu_{\text{C-Cl}}$ ) did not disappear completely. This indicates the presence of several chlorine atoms in the  $P_4$  structure returned to the structure proposed by Mbarki *et al.* [14].



**Fig. 3.** DTA of polymers: a)  $P_0$ ,  $P_2$ ,  $P_4$ ; b)  $P_0$ ,  $P_1$ ,  $P_3$



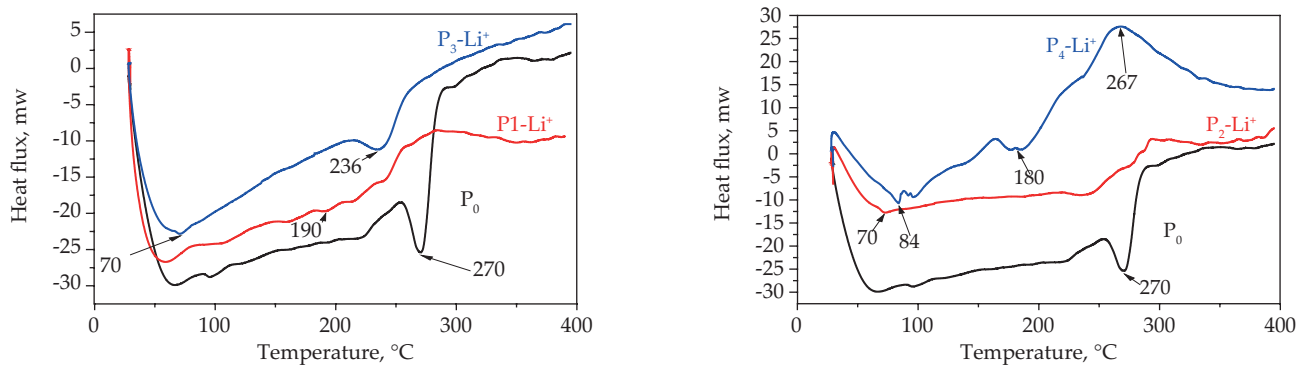


Fig. 4. DTA of polymers: a)  $P_0$ ,  $P_1$ -Li<sup>+</sup>,  $P_3$ -Li<sup>+</sup>; b)  $P_0$ ,  $P_2$ -Li<sup>+</sup>,  $P_4$ -Li<sup>+</sup>

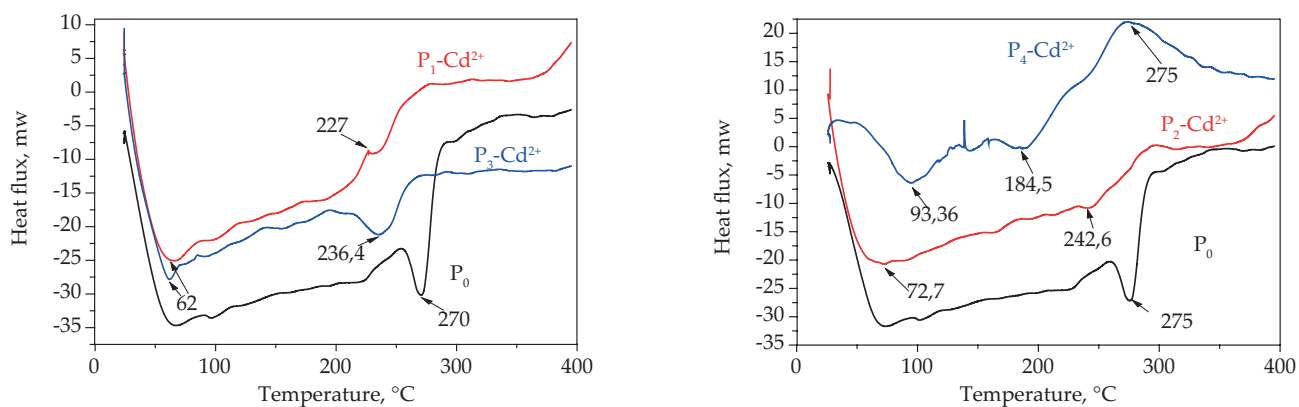
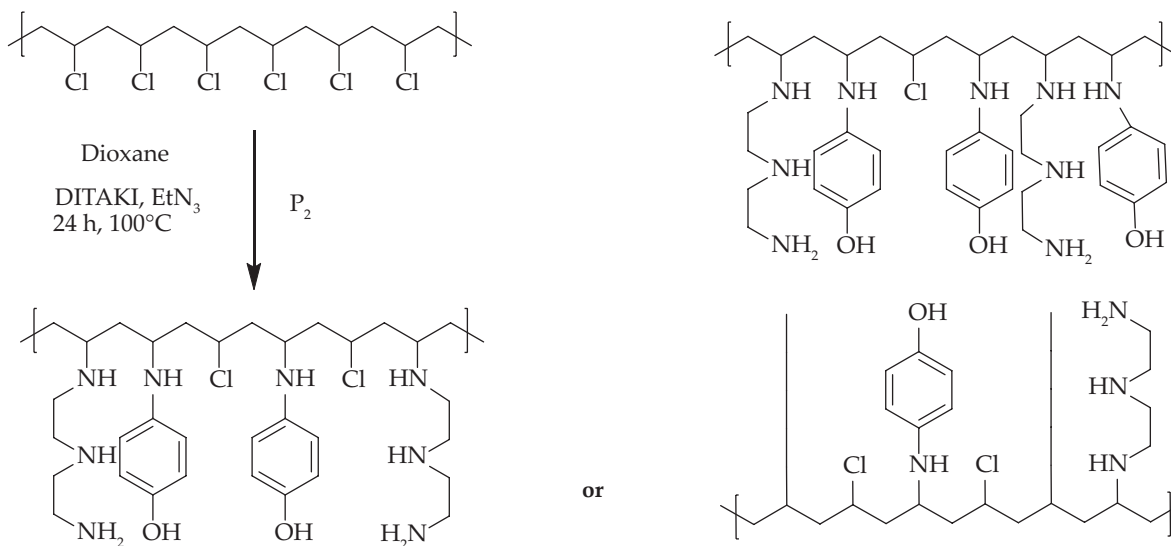


Fig. 5. DTA of polymers: a)  $P_0$ ,  $P_1$ -Cd<sup>2+</sup>,  $P_3$ -Cd<sup>2+</sup>; b)  $P_0$ ,  $P_2$ -Cd<sup>2+</sup>,  $P_4$ -Cd<sup>2+</sup>



Scheme E

## Metal cation extraction using modified polymers

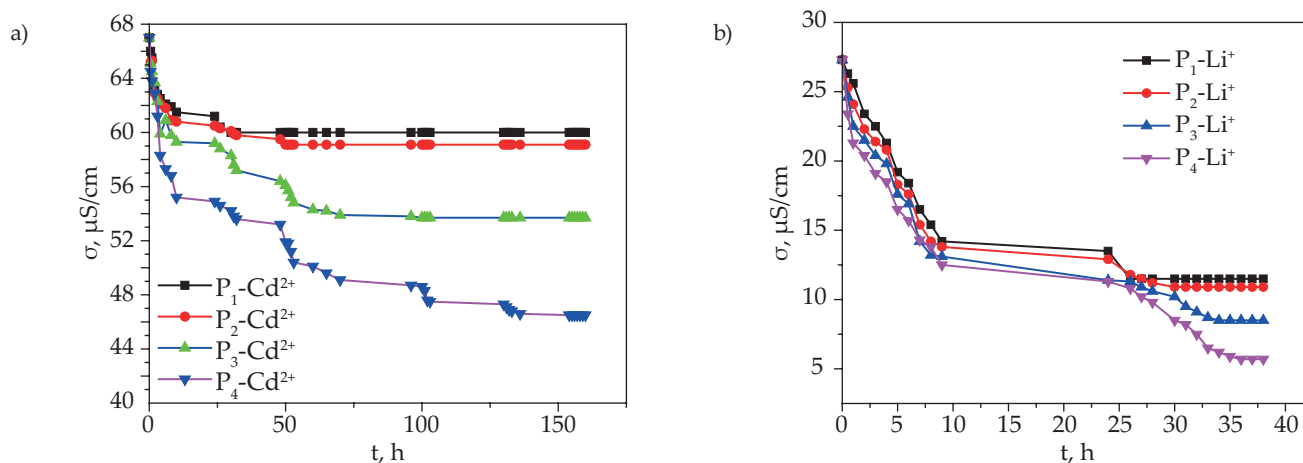
### Kinetic study

Figure 6 below shows the variation of the electrical conductivity as a function of time respectively with  $P_1$ ,  $P_2$ ,  $P_3$  and  $P_4$ .

The curves representing the change in conductivity in various aqueous solutions over time show that the conductivity decreases and then after a period  $\Delta t$  remains constant.  $\Delta t$  represents the optimal duration of extraction (table 2). The results show that the optimal duration of Li<sup>+</sup> cation extraction is the shortest with the four polymers. This is probably due to its small size, thus facilitating its extraction.

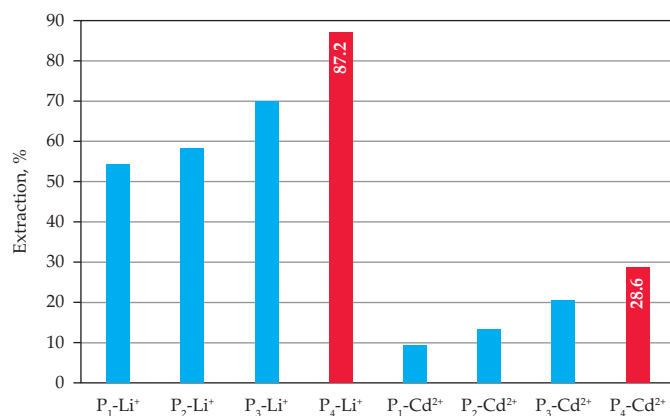
**Table 2.** Optimal extraction time with polymers P<sub>1</sub>, P<sub>2</sub>, P<sub>3</sub> and P<sub>4</sub>

Polymers	P <sub>1</sub>	P <sub>2</sub>	P <sub>3</sub>	P <sub>4</sub>
Optimal duration for Li <sup>+</sup> , h	26	30	34	36
Optimal duration for Cd <sup>2+</sup> , h	40	100	135	155

**Fig. 6.** Conductivity variation curves over time for some cations: a) P<sub>1</sub>-Cd<sup>2+</sup>, P<sub>2</sub>-Cd<sup>2+</sup>, P<sub>3</sub>-Cd<sup>2+</sup>, P<sub>4</sub>-Cd<sup>2+</sup>; b) P<sub>1</sub>-Li<sup>+</sup>, P<sub>2</sub>-Li<sup>+</sup>, P<sub>3</sub>-Li<sup>+</sup>, P<sub>4</sub>-Li<sup>+</sup>

### Interpretation

Figure 7 summarizes the percentage of metal cations removal with the studied materials P<sub>1</sub>, P<sub>2</sub>, P<sub>3</sub> and P<sub>4</sub>. These results are the average of three experiments for each studied metal. These results show that the material P<sub>4</sub> is the best extractant of Li<sup>+</sup> and Cd<sup>2+</sup> ions with respective extraction efficiency 87.17% and 28.65%. This confirms the structures proposed in scheme E since the material P<sub>4</sub> corresponds to a greater number of substituted chlorine atoms compared to P<sub>2</sub>. The presence of oxygen atoms, due to the introduction of amino phenol groups into the structure of P<sub>4</sub> confirmed by IR analysis, promotes the extraction of these metal cations which is in agreement with the theory of hard and soft acid bases (HSAB) since oxygen atoms are hard bases and therefore has affinities for these hard acids.

**Fig. 7.** Histogram of extraction degrees

### Atomic absorption spectrometry (AAS)

#### Method of analysis

In this work, an atomic absorption spectrometry was used for determination of metals using the PerkinElmer... Pin AAcle 900 T spectrometer.

The calibration of the spectrometer was performed using standard solutions for each metal. The calibration range was between 0.2 and 2 ppm.

#### Interpretation

Table 3 shows the extraction percentages obtained by conductivity measurements and by AAS for the studied metals.

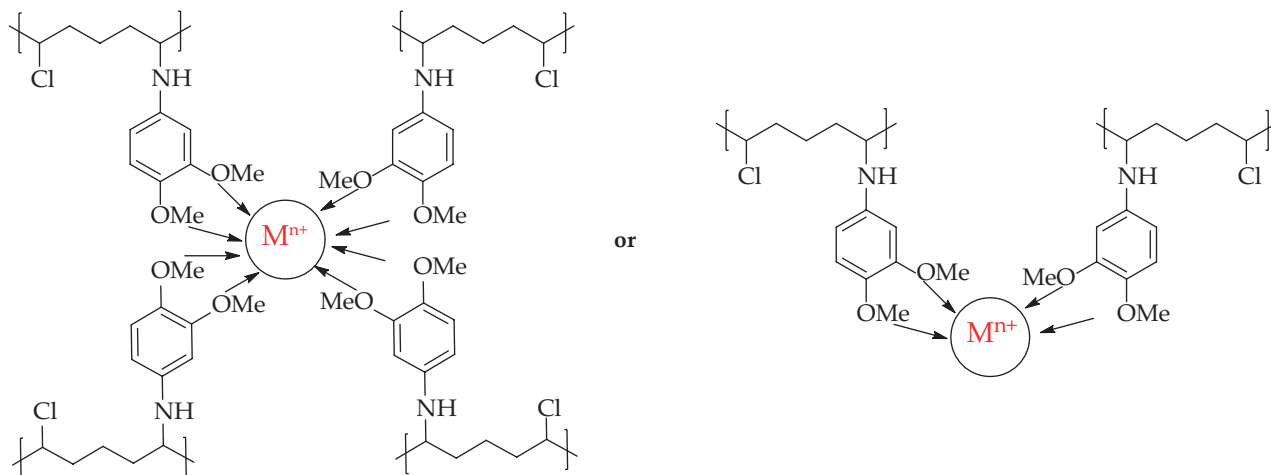
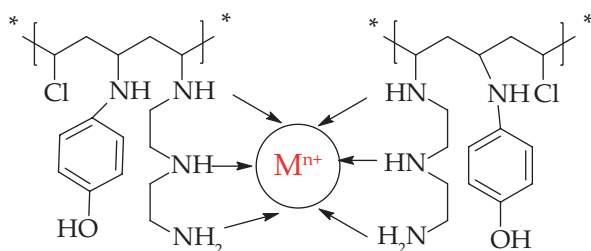
The absorption method gives higher extraction degrees than those found with conductivity. The differences between the extraction degrees obtained by the 2 methods varied between 8% and 12%.

#### Proposed structures of P<sub>4</sub>-Li<sup>+</sup>

Complexation with Li<sup>+</sup> and Cd<sup>2+</sup> was the best for P<sub>4</sub> since the extraction degrees were 87.17% and 28.65% respectively, compared to P<sub>1</sub>, P<sub>2</sub> and P<sub>3</sub> for which extraction percentages vary from 54.21% to 69.96% for Li<sup>+</sup> and from 9.4% to 20.59% for Cd<sup>2+</sup> (Table 3). This type of complex structures is well known in supramolecular chemistry [18]. These results can be explained by the compatibility between the size of the metal ion and the size of the complexing cavity and the type of heteroatom ligands (oxygen and nitrogen atoms). This type of atom (N, O) is capable

**Table 3.** Extraction efficiency obtained with conductivity and atomic absorption spectrometry (AAS)

Metal cation	Degree of extraction with P <sub>1</sub>		Degree of extraction with P <sub>2</sub>		Degree of extraction with P <sub>3</sub>		Degree of extraction with P <sub>4</sub>	
	Conductivity	AAS	Conductivity	AAS	Conductivity	AAS	Conductivity	AAS
Li <sup>+</sup>	54.21	62.3	58.24	67.2	69.96	78.1	87.17	95.5
Cd <sup>2+</sup>	9.4	21.40	13.24	25.28	20.59	30	28.65	38.7

**Scheme F****Scheme G**

of fixing the metal by non-covalent bonds (van der Waals bonds). Depending on the structures there are different types of macrocyclic complexing cavities (scheme F, G). The retention of metal cations can also be explained by the presence of an electron-rich  $\pi$  system (benzene ring), this type of interaction has been explained by the theory of non-covalent cation- $\pi$  interactions [14–19].

### Influence of complexation in IR spectroscopy

In order to study the influence of complexation on the structure of polymers, the IR spectra of the P<sub>i</sub>-Li<sup>+</sup> and P<sub>i</sub>-Cd<sup>2+</sup> complexes are given in Figs 8, 9.

The IR absorption spectra of the studied complexes (Figure 8) indicate a slight shift in the characteristic bands of the amines which are linked by coordination bonds to the metal ion, but the influence of the complexes on the IR spectra is not very significant. This could be due to the counter-anions of the metal cations, because of the use of these salts: CdCl<sub>2</sub>, H<sub>2</sub>O; Li Br, which strongly bind water molecules making it difficult to interpret these spectra. But we note the extension of the band at 3359 cm<sup>-1</sup> due to the complexation of the polymers and the increase in the band at 1631 cm<sup>-1</sup>.

### CONCLUSIONS

This work allowed us to obtain four new materials by functionalization of a PVC (Mw=48 000) noted respectively P<sub>1</sub>, P<sub>2</sub>, P<sub>3</sub> and P<sub>4</sub>. The procedure for preparing the reactions depends on the used solvent, the temperature, and the reaction time. These new materials containing electron donor atoms such as nitrogen and oxygen have been used as chelating agents for the extraction of heavy metals. This study shows that increasing the number of substituents through the use of diethylenetriamine improves the properties of functionalized PVC as an extraction agent. This work allowed us to evaluate the extraction of heavy metals by new adsorbents based on modified PVC polymers from aqueous solutions of metal cations. Our next studies will focus on the use of these new materials in the depollution of real wastewater from the Bizerte wastewater treatment plant located in northern Tunisia.

### ACKNOWLEDGMENTS

The authors would like to thank Mr. Fayçal Ammari (Senior Lecturer at Preparatory Institute for Scientific and Technical Studies, Tunisia).

### REFERENCES

- [1] Baitz M., Kreißig J., Byrne E. *et al.*: "Life Cycle Assessment of PVC and of principal competing materials". Commissioned by the European Commission. July, 13-16, 2004.
- [2] Sadat-Shojai M., Bakhshandeh G.R.: *Polymer Degradation and Stability* **2011**, 96, 404.



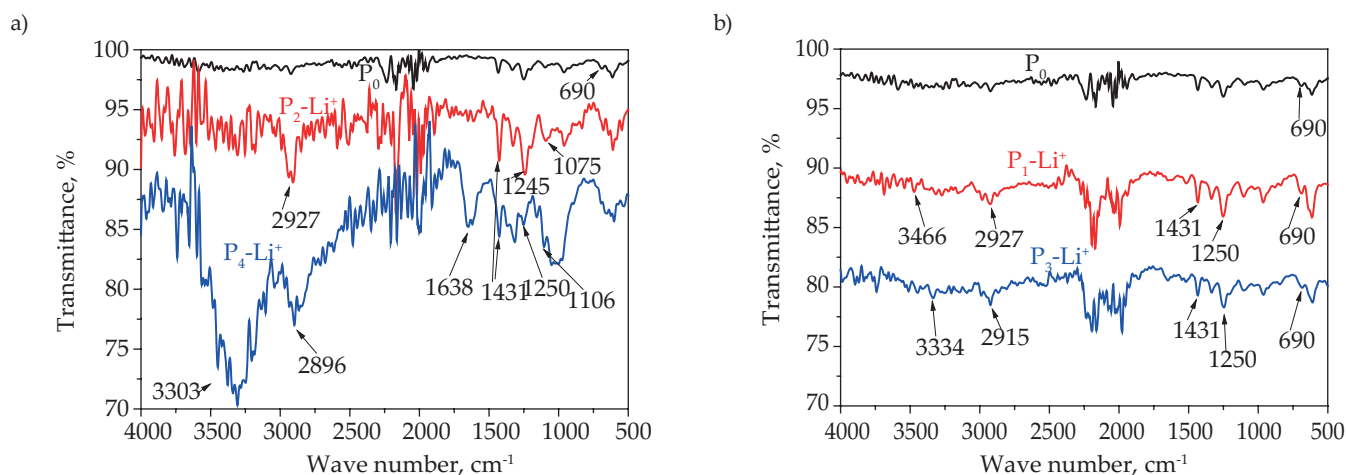


Fig. 8. FT-IR spectra of polymers: a)  $P_0$ ,  $P_2$ -Li<sup>+</sup>,  $P_4$ -Li<sup>+</sup>; b)  $P_0$ ,  $P_1$ -Li<sup>+</sup>,  $P_3$ -Li<sup>+</sup>

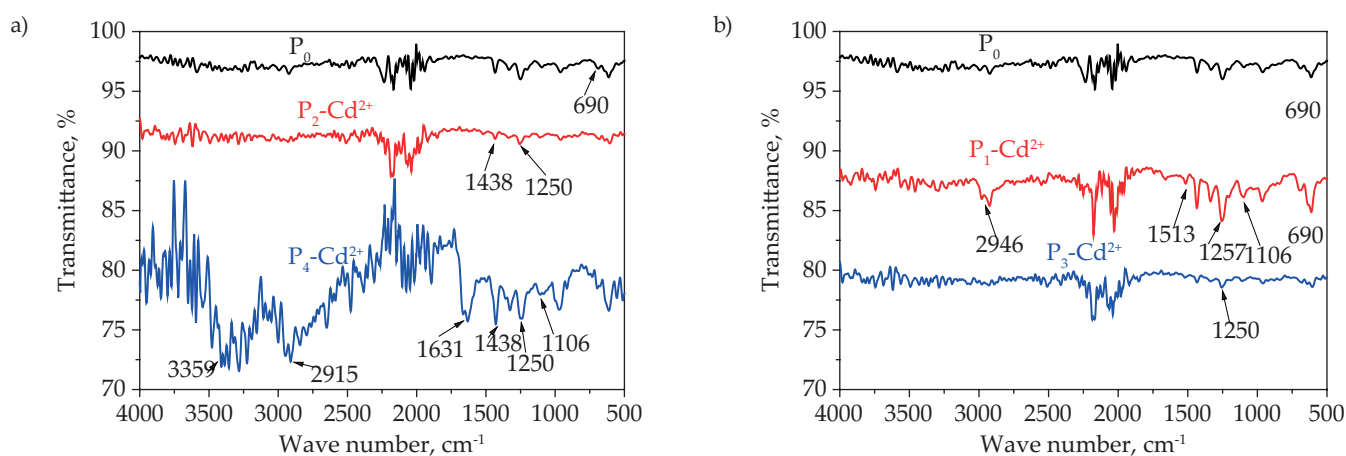


Fig. 9. FT-IR spectra of polymers: a)  $P_0$ ,  $P_2$ -Cd<sup>2+</sup>,  $P_4$ -Cd<sup>2+</sup>; b)  $P_0$ ,  $P_1$ -Cd<sup>2+</sup>,  $P_3$ -Cd<sup>2+</sup>

- <https://doi.org/10.1016/j.polyimdeggradstab.2010.12.001>
- [3] Larm O., Larson R., Olsson P.: *Biomaterials, Medical Devices and Artificial Organs* **1983**, 11, 161.  
<https://doi.org/10.3109/10731198309118804>
- [4] Yu J.L., Johansson S., Ljungh A.: *Biomaterials* **1997**, 18, 421.  
[https://doi.org/10.1016/s0142-9612\(96\)00154-8](https://doi.org/10.1016/s0142-9612(96)00154-8)
- [5] Ferruti P., Barbucci R., Danzo N. *et al.*: *Biomaterials* **1982**, 3, 33.  
[https://doi.org/10.1016/0142-9612\(82\)90058-8](https://doi.org/10.1016/0142-9612(82)90058-8)
- [6] Barbucci R., Casini G., Ferruti P., Tempesti F.: *Polymer* **1985**, 26, 1349.  
[https://doi.org/10.1016/0142-9612\(85\)90071-7](https://doi.org/10.1016/0142-9612(85)90071-7)
- [7] Krishnan V.K., Jayakrishnan A., Francis J.D.: *Biomaterials* **1991**, 12, 482.  
[https://doi.org/10.1016/0142-9612\(91\)90147-3](https://doi.org/10.1016/0142-9612(91)90147-3)
- [8] Ishikawa Y., Honda K., Sasakawa S. *et al.*: *Vox Sanguinis* **1983**, 45, 68.  
<https://doi.org/10.1111/j.14230410.1983.tb04125.x>
- [9] Won S.W., Kim S., Kotte P. *et al.*: *Journal of Hazardous Materials* **2013**, 263, 391.  
<https://doi.org/10.1016/j.jhazmat.2013.09.019>
- [10] Bilal M., Shah J.A., Ashfaq S.M.H. *et al.*: *Journal of Hazardous Materials* **2013**, 263, 322.  
<https://doi.org/10.1016/j.jhazmat.2013.07.071>
- [11] Wei W., Kim S., Song H. *et al.*: *Journal of the Taiwan Institute of Chemical Engineers* **2015**, 57, 104.  
<https://doi.org/10.1016/j.jtice.2015.05.019>
- [12] Lee C.H., Jeong M.K., Fatih Kilicaslan M. *et al.*: *Waste Management* **2013**, 33, 730.  
<https://doi.org/10.1016/j.wasman.2012.10.002>
- [13] Ammari F., Meganem F.: *Turkish Journal of Chemistry* **2014**, 38, 638.  
<https://doi.org/10.3906/kim-1306-24>
- [14] Mbarki F., Ammari F., Bel Haj Amor A. *et al.*: *Polimery* **2017**, 62 (2), 109.  
<https://doi.org/10.14314/polimery.2017.109>
- [15] Ammari F., Dardouri M., Meganem F.: *Desalination and Water Treatment* **2016**, 57, 19488.  
<https://doi.org/10.1080/19443994.2015.1099475>
- [16] Chrayet B., Ammari F., Meganem F.: *Polimery* **2017**, 62 (3), 187.  
<https://doi.org/10.14314/polimery.2017.187>
- [17] Ouerghui A., Ammari A., Girard C.: *Polimery* **2020**, 65, 801.

- <https://doi.org/10.14314/polimery.2020.11.7>  
[18] Ouerghui A., Dardouri M., Sleimimi N. *et al.*: *Polimery* **2019**, *64*, 3.  
<https://doi.org/10.14314/polimery.2019.1.1>  
[19] Won Park S., Bediako J., Song M. *et al.*: *Journal of Environmental Chemical Engineering* **2018**, *18*, 3437.
- <https://doi.org/10.1016/j.jece.2018.03.08>  
[20] Moulay S., Zeffouni Z.: *Journal of Polymer Research* **2006**, *13*, 267  
<https://doi.org/10.1007/s10965-005-9034-6>

Received 11 III 2021.