

EXPERIMENTAL VERIFICATION OF THE POSSIBILITY USING PNEUMATIC FLEXIBLE SHAFT COUPLINGS FOR THE EXTREMAL CONTROL OF TORSIONAL OSCILLATING MECHANICAL SYSTEM

Jaroslav HOMIŠIN¹, Peter KAŠŠAY²

Department of Design, Transport and Logistics
Letná 9, Košice, 04200, Slovakia,
E-mail¹: Jaroslav.Homisin@tuke.sk, E-mail²: Peter.Kassay@tuke.sk

Summary

Extremal control is an optimization performed by experimenting with optimised device directly during operation. On our department we deal with the extremal control of torsional oscillating mechanical systems by means of pneumatic flexible shaft couplings. The torsional stiffness of these couplings and so the natural frequencies of torsional systems can be changed by adjusting the air pressure in their pneumatic flexible elements. The goal of this optimisation is to minimize the value of torsional vibration by changing the pressure of gaseous medium in the used pneumatic flexible shaft coupling. The goal of this article is to confirm the possibility of the use of extremal control in a laboratory torsional oscillating mechanical system built on our department.

Keywords: Extremal control, torsional vibration, pneumatic flexible shaft coupling, optimization

EKSPERYMENTALNE SPRAWDZENIE MOŻLIWOŚCI ZASTOSOWANIA PNEUMATYCZNYCH SPRZĘGIEŁ ELASTYCZNYCH W CELU REGULACJI EKSTREMALNEJ UKŁADÓW MECHANICZNYCH DRGAJĄCYCH SKRĘTNIE

Streszczenie

Regulacja ekstremalna to optymalizacja uzyskiwana poprzez eksperymentowanie na optymalizowanym urządzeniu bezpośrednio podczas jego pracy. W naszej katedrze w tej dziedzinie wykonuje się badania, mające na celu przeprowadzenie ekstremalnej regulacji układów mechanicznych drgających skrętnie przy pomocy sprzęgieł pneumatycznych. Sztywność skrętną danych sprzęgieł, a przez to także częstotliwość własną układu, możemy zmieniać bezpośrednio podczas pracy układu, zmieniając ciśnienie w komorze sprężania sprzęgła. Celem takiej optymalizacji jest zminimalizowanie wielkości drgania skrętnego przy pomocy zmiany ciśnienia medium gazowego w zastosowanym sprzęgle pneumatycznym. Celem niniejszego artykułu jest potwierdzenie możliwości przeprowadzenia ekstremalnej regulacji w laboratoryjnym układzie mechanicznym wykonanym w naszej katedrze.

Słowa kluczowe: regulacja ekstremalna, drganie skrętne, pneumatyczne sprzęgła elastyczne łączące wały, optymalizacja

1. INTRODUCTION

On our department we deal with the extremal control [1, 2, 3] of torsional oscillating mechanical systems [4, 5] by means of pneumatic flexible shaft couplings. Extremal control gives us the possibility to minimize the value of dangerous torsional vibration in torsional oscillating mechanical systems directly during operation by adapting the dynamic properties of the oscillating systems to actual operating parameters and failures. Big advantage of this method is that we do not need to know the exact mathematical model of the system, which was required e.g. in publications [6, 7, 8]. We must know only that the objective function of the mechanical system has an extreme (for our case a local

minimum) [9, 10, 11]. In this case the objective function (controlled variable) is the value of torsional vibration.

The necessary condition of extremal control in torsional oscillating mechanical systems is the use of proper control element. In the present the pneumatic flexible shaft couplings developed on our department are the only applicable control element for this purpose [12, 13, 14]. The torsional stiffness of these couplings and so the natural frequencies of torsional systems can be changed by adjusting the air pressure in their pneumatic flexible elements [15, 16, 17, 18]. In the term of extremal control the pressure of gaseous medium (air) in pneumatic flexible coupling is the actuating variable [11].

The goal of this article is to confirm the possibility of the use of extremal control in a laboratory torsional oscillating mechanical system built on our department.

2. INVESTIGATED MECHANICAL SYSTEM

Described torsional oscillating mechanical system was built on our department in order to research torsional oscillation and mechanical vibration (Fig. 1.) This mechanical system consists of 3-cylinder air compressor driven by DC electromotor through pneumatic flexible shaft coupling.

Operating speed of SM 160 L type electromotor (1) is adjusted by an IRO type thyristor controller (11). The 3-JSK-S type air compressor (2) has no flywheel, hence the compressor has bigger dynamic torque. The load of mechanical system depends on the compressors delivery pressure adjusted with valve (8) on the pressure vessel (7). The torsional stiffness of pneumatic flexible shaft coupling (3) developed on our department can be adjusted during operation by changing the air pressure in the pneumatic elements of the coupling [19]. Compressed air is fed into the coupling from a pressure vessel of couplings compressor (9) through valve (10) and air input (6). Between the air input and electromotor a torque sensor (5) is mounted.

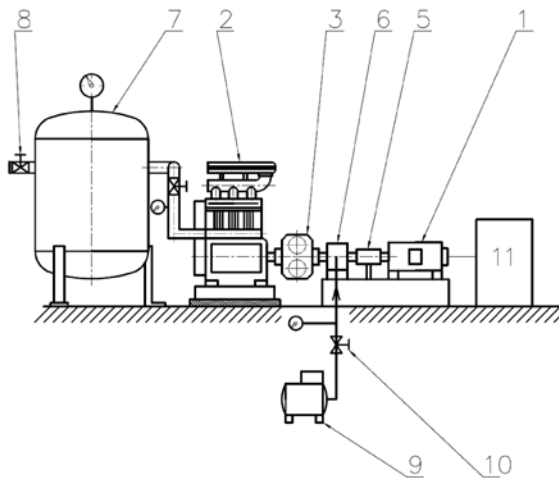


Fig.1. Built laboratory torsional oscillating mechanical system

3. MEASURING THE SIZE OF TORSIONAL VIBRATION IN STEADY STATE

To perform extremal control it is important to know that the objective function of system has an extreme (in our case a local minimum). The objective function for a torsionally oscillating mechanical system described in previous chapter is the value of torsional vibration. The value of torsional vibration is the value of selected static value computed from the time record of transmitted load torque [19, 20, 21, 22].

To measure the value of transmitted torque a contact torque sensor was applied. This is a 7394 type torque sensor type manufactured by the MOM Kalibergyár company with nominal torque 500 Nm. For signal recording and processing an eight-channel measuring device QuantumX MX840 from HBM company was used. The signal was recorded with sample rate 1200 Hz with automatic filter (Bessel, low-pass 100 Hz, with antialiasing). The measurement was performed by different constant operating speeds (350, 400, 450, 500, 550, 600 RPM), by constant delivery pressure 0,1 MPa of the compressor. By these conditions the air pressure in pneumatic flexible coupling was set on different constant values (100, 150, 200, ..., 600 kPa). The measurements were performed by regular operation (cylinders evenly running) and then with one disabled cylinder [18]. The cylinder was disabled by opening the suction valve of the compressor cylinder. On the Fig.2. is illustrated a time record of transmitted load torque M by operating speed $n = 400$ RPM, pressure of gaseous medium $p_S = 300$ kPa and by regular operation.

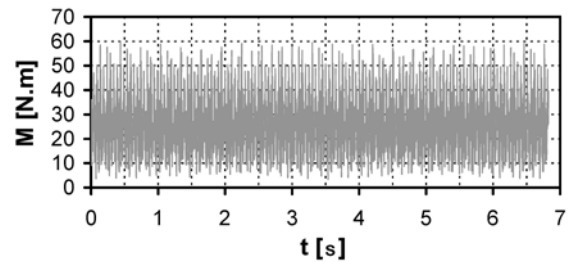


Fig.2. Time waveform record of the transmitted torque

From the measured time record of transmitted load torque were computed the of following static values:

- MAX – Maximum value of load torque.

$$MAX = \max\{M_i | i = 1, 2, \dots, N\} \quad (1)$$

- $PEAK$ – Peak value of dynamic torque.

$$PEAK = \max\{(M_i - M_S) | i = 1, 2, \dots, N\} \quad (2)$$

- $PEAK-PEAK$ – Peak to peak value of load torque.

$$PEAK - PEAK = \max\{M_i\} - \min\{M_i\} \quad (3)$$

- RMS – Effective value of dynamic torque.

$$RMS = \sqrt{\frac{1}{N} \cdot \sum_{i=1}^N (M_i - M_S)^2} \quad (4)$$

where: N – number of samples,
 M_i – i -th sample of load torque,
 M_S – Static (average) load torque.

Number of samples N was 8192, corresponding for the selected sample rate 1200 Hz to signal length 6,827 s.

On Fig.3 – Fig.6. are presented the graphs of load torque static values depending on the air pressure in the pneumatic flexible shaft coupling by regular operation. On Fig.7 – Fig.10 are presented the graphs of load torque static values depending on the air pressure in the pneumatic flexible shaft coupling by disabled cylinder.

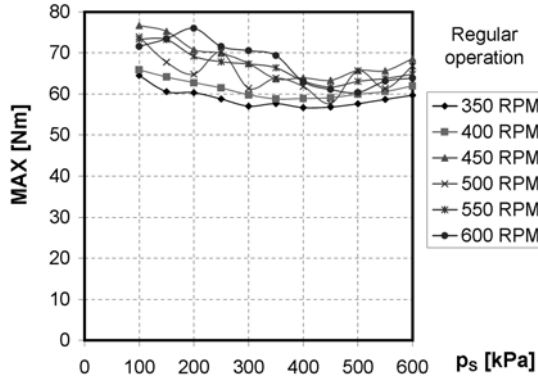


Fig.3. Maximum value of torque MAX

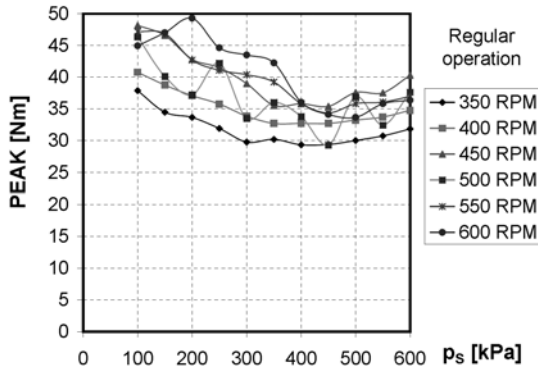


Fig.4. Peak value of dynamic torque PEAK

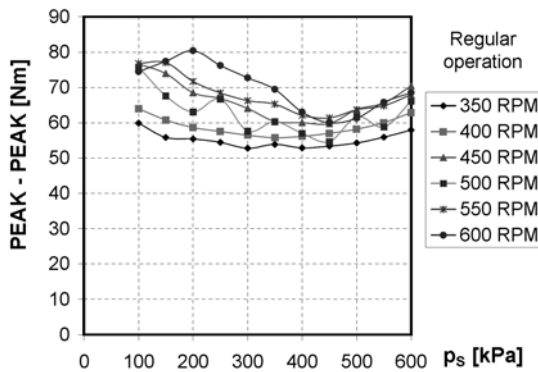


Fig.5. Peak to peak value of load torque PEAK-PEAK

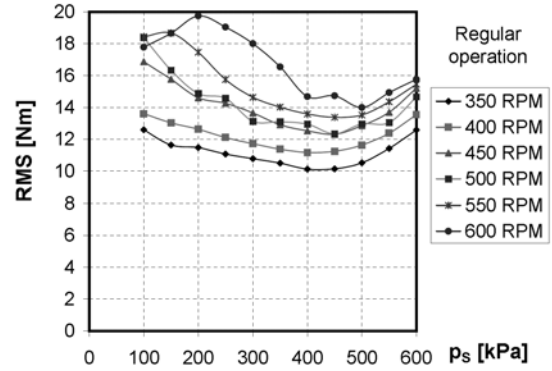


Fig.6. Effective value of dynamic torque RMS

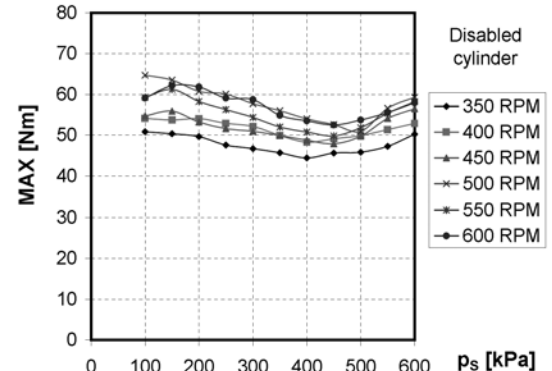


Fig.7. Maximum value of torque MAX

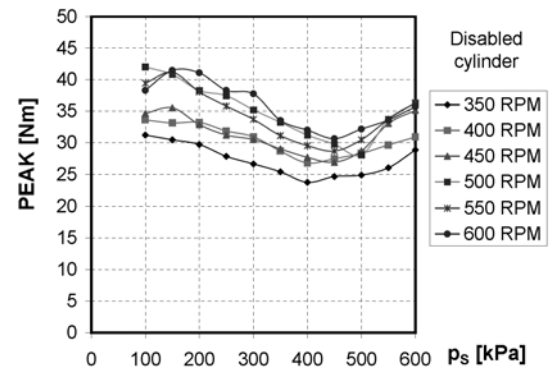


Fig.8. Peak value of dynamic torque PEAK

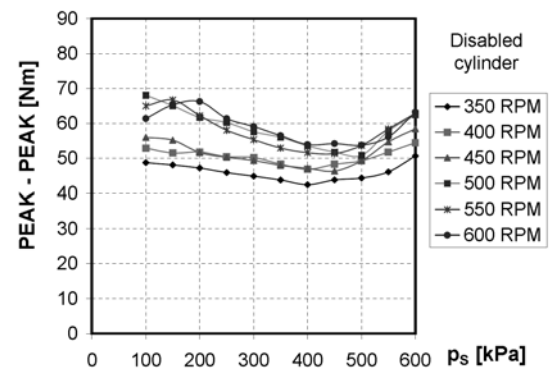


Fig.9. Peak to peak value of load torque PEAK-PEAK

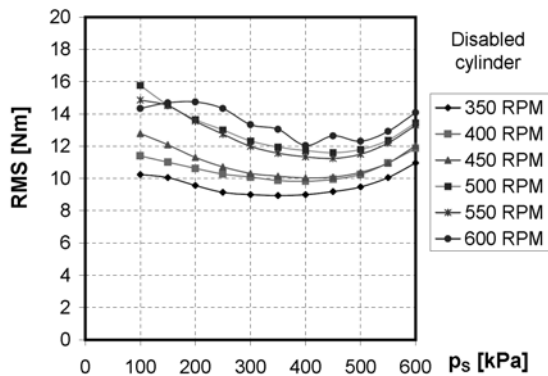


Fig. 10. Effective value of dynamic torque RMS

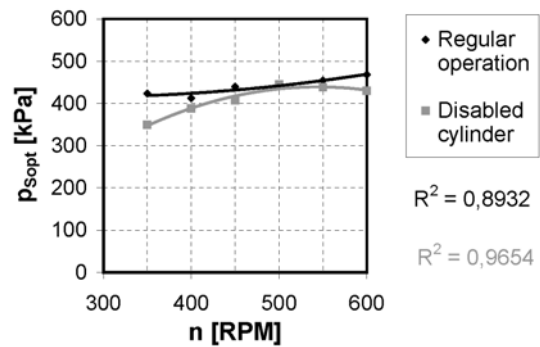


Fig. 14. Effective value of dynamic torque RMS

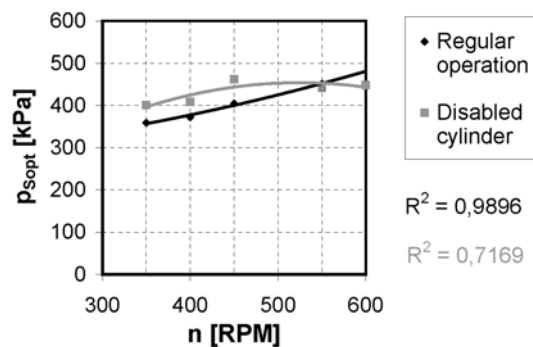


Fig. 11. Maximum value of torque MAX

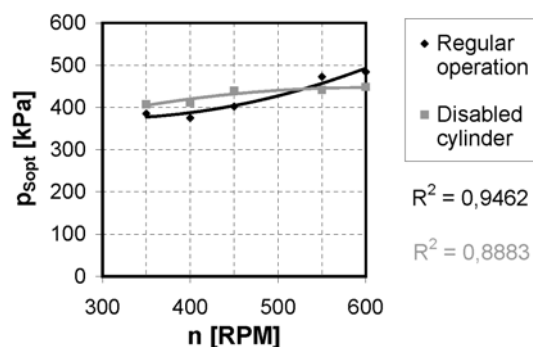


Fig. 12. Peak value of dynamic torque PEAK

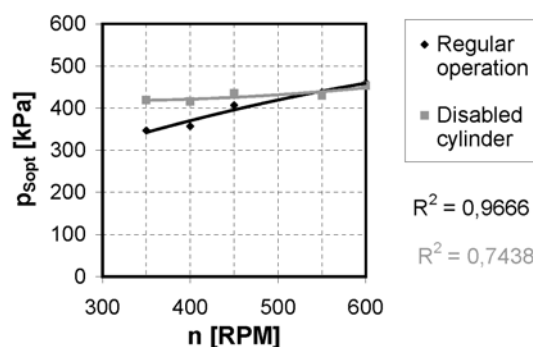


Fig. 13. Peak to peak value of load torque PEAK-PEAK

For all static values by regular operation and also by disabled cylinder the global minimum is located in the pressure range 300-500 kPa. For measured values it is important to note that by operating speeds 500 and 600 RPM the curves shows considerable fluctuations caused by the interference of electromotor torque harmonics (integer multiples of electrical network frequency and its side bands in the distance of integer multiples of speed frequency) and compressor torque harmonics (integer multiples of speed frequency).

The goal of torsional oscillating mechanical systems optimisation is the minimization of torsional vibration value in steady-state condition. So we must find the optimum value of air pressure in pneumatic coupling for actual operating speed and failures, where the value of torsional vibration is minimum.

For measured values of torsional vibration by constant speed the locations of minimums for each static value of load torque were found. The locations of minimums were estimated with parabolic interpolation method from three smallest values by each operating speed.

Obtained optimum pressures p_{Sopt} depending on operating speed n are shown on Fig. 11 – Fig. 14.

4. CONCLUSION

The possibility of extremal control in the torsional oscillating mechanical system built on our department was experimentally confirmed. There were measured the static values of load torque. These values have in the operating range of air pressure in pneumatic coupling only one local minimum, which is actually the global minimum.

The location of this minimum depends on operating parameters and failures, therefore the use of static optimisation with extremal control method in this system is a great advantage.

REFERENCE

- [1] Homišin J.: *Nové typy pružných hriadel'ových spojok, Vývoj - výskum – aplikácia*. Košice, Viena 2002, ISBN 80-7099-834.

- [2] Homišin J.: *Možnosť realizácie extrémálnej regulácie v torzne mechanických sústavách*. In: Automatizace. vol. 40, no. 5 (1997), pp. 247-251. ISSN 0005-125X.
- [3] Homišin J.: *Tuning methods of mechanical systems by means of torsional oscillation tuner application*. In: Pneumatyka. vol. 61, no. 6 (2006), pp. 32-35. ISSN 1426-6644.
- [4] Medvecká-Beňová S., Vojtková J.: *Tooth deformation transfer with variable gear ratio*. In: Transactions of the Universities of Košice. Č. 2 (2011), pp. 73-76. - ISSN 1335-2334
- [5] Vojtková J.: *Návrhy čelných evolventných ozubených kolies*. In: Strojárstvo: Strojirenství. Roč. 15, č. 3 (2011), pp. 69-70. ISSN 1335-2938.
- [6] Łazarz B., Wojnar G., Madej H., Czech P.: *Evaluation of gear power losses from experimental test data and analytical methods*. Mechanika No. 6 (80), 2009, pp. 56-63.
- [7] Wojnar G., Łazarz B.: *Wpływ charakterystyk sprzęgieł na obciążenie elementów przekładni zębatej*. Rozdział w: Podstawy Konstrukcji Maszyn - kierunki badań i rozwoju. T. 1; red. nauk.: Wasilczuk M.; Politechnika Gdańska. Wydział Mechaniczny, 2011. ISBN: 978-83-88579-82-0
- [8] Łazarz B., Wojnar G., Czech P.: *Early fault detection of toothed gear in exploitation conditions*. Eksploatacja i Niezawodność – Maintenance and Reliability No. 1(49)/2011, pp. 68 -77.
- [9] Kubík S., et al.: *Teorie automatického řízení II, Optimální, adaptivní a učící se systémy*. Praha, SNTL/ALFA 1982.
- [10] Rastrigin L. A.: *Sistemy ekstramal'nogo upravlenija*. Moskva, Izdatel'stvo NAUKA 1974.
- [11] Lederer P.: *Teorie a optimalizace mechanických systémů I*. Praha, Ediční středisko ČVUT 1988.
- [12] Homišin J.: *Pneumatic flexible shaft couplings*. In: Transport Problems. vol. 2, no. 3 (2007), pp. 63-72. ISSN 1896-0596
- [13] Krajňák J.: *Vplyv zmeny objemu pneumaticko-pružných elementov na vysokopružnosť pneumatických spojok*. In: Acta Mechanica Slovaca. roč. 11, č. 4-a (2007), pp. 37-42. ISSN 1335-2393.
- [14] Čopan P., Krajňák J.: *Influence of load parameters to characteristics of flexible couplings*. In: Transactions of the Universities of Košice. Č. 2 (2011), pp. 89-94. ISSN 1335-2334.
- [15] Kardoš F.: *Thermodynamic process in the pneumatic flexible shaft*. In: Transactions of the Universities of Košice. Č. 2 (2011), pp. 57-60. ISSN 1335-2334
- [16] Grega R., Medvecká-Beňová S., Kardoš F.: *Napätové rozloženie na pneumaticko-pružnom elemente*. In: Budowa i eksploatacja maszyn. N.25 (2008), pp. 33-38. ISSN 1643-983-X.
- [17] Gurský P., Grega R.: *Influence of flexible elements temperature on flexible couplings characteristics*. In: Transactions of the Universities of Košice. Č. 2 (2011), pp. 61-66. ISSN 1335-2334
- [18] Homišin J.: *Dostrajanie ukadóv mechanicznych drgajúcych skrętnie przy pomocy sprzęgieł pneumatycznych*. Kompendium wyników pracy naukowo-badawczych autora. Bielsko-Biała, ATH, 2008, [106 p]. ISBN 978-83-60714-55-3.
- [19] Homišin J.: *Contribution to a static optimization of torsionally oscillating mechanical systems*. The shock and vibration digest, 28/6, 1996, USA, pp. 86.
- [20] Kaššay P.: *Optimalizácia torzne kmitajúcich mechanických sústav metódou extrémálnej regulácie*. Doktorandská dizertačná práca. Košice 2008.
- [21] Kurytnik I. P., Karpiński M., *Bezprzewodowa transmisja informacji*. Wydawnictwo PAK, Warszawa, (2002).
- [22] Kurytnik I. P., Borowik B., Homišin J.: *Using the dsPIC microcontroller for tuning up torsionally oscillating mechanical system*. Acta Mechanica Slovaca, 2009, pp. 135 – 141.

This paper was written in the framework of Grant Project VEGA: „ 1/0688/12 – *Research and application of universal regulation system in order to master the source of mechanical systems excitation*”.



Prof. Ing. Jaroslav HOMIŠIN, CSc. is a university professor nominated in the branch of science “Machine Parts and Mechanisms of Machines” with professional specialisation oriented to:

- optimisation of torsionally oscillating mechanical systems with an accent to the control of dangerous torsional oscillations by means of application of flexible shaft couplings, namely by pneumatic flexible shaft couplings,
- diagnostics of torsionally oscillating mechanical systems performed with regard to the characteristics of torsional oscillation and excited mechanical oscillation.

He is a graduate of the Faculty of Mechanical Engineering of the former Technical College (VŠT) of Košice (in 1987). He defended his dissertation thesis in 1990, his habilitation process was finished successfully in 1997 and in March 2004 he was nominated as university professor.

Results of his scientific-research activities are summarized in more than 195 original scientific works published in domestic and foreign professional journals, as well as in the form of professional articles presented in many scientific conferences and symposiums at home and abroad. He is owner of 47 technical patents. There are also another important and relevant publication outputs of his professional life: 2 domestic monographs, 1 foreign monograph, 4 university textbooks and several study textbooks.



Ing. Peter KAŠŠAY, PhD.

Graduate of the Faculty of Mechanical Engineering of the Technical University in Košice. Nowadays he works as a lecturer on the Section of Design and Parts of Machines of the Department of Design, Transport and Logistics. He deals with the tuning of torsional oscillating mechanical systems with use of pneumatic flexible shaft couplings.