

Subcarrier Gain Based Power Allocation in Multicarrier Systems

Mohammed Abd-Elnaby¹, Germien G. Sedhom¹, Nagy W. Messiha¹,
Fathi E. Abd El-Samie¹, and Xu Zhu²

¹ Faculty of Electronic Engineering, Menoufia University, Menouf, Egypt

² Department of Electrical Engineering and Electronics, The University of Liverpool, Liverpool, UK

Abstract—The Orthogonal Frequency Division Multiplexing (OFDM) transmission is the optimum version of the multicarrier transmission scheme, which has the capability to achieve high data rate. The key issue of OFDM system is the allocation of bits and power over a number of subcarriers. In this paper, a new power allocation algorithm based on subcarrier gain is proposed to maximize the bit rate. For OFDM systems, the Subcarrier Gain Based Power Allocation (SGPA) algorithm is addressed and compared with the standard Greedy Power Allocation (GPA). The authors demonstrate by analysis and simulation that the proposed algorithm reduces the computational complexity and achieves a near optimal performance in maximizing the bit rate over a number of subcarrier.

Keywords—GPA, OFDM, QAM, SNR.

1. Introduction

Orthogonal Frequency Division Multiplexing (OFDM) is a flexible and bandwidth-efficient modulation technique, which has the capability to combat Inter-Symbol-Interference (ISI) [1]. OFDM systems divide the channel into many orthogonal and tightly allocated subcarriers, which differ in signal-to-noise ratio (SNR). Resource allocation (bit and power) to the subcarriers is a fundamental aspect in the design of multicarrier system. This includes the achievement of maximum bit rate and minimum total transmit power (margin maximization) to the subcarriers and this achievement depends on the channel gain of each subcarrier. This problem has been studied in many recent researches.

The minimum power allocation for increasing the bit rate is a fundamental problem, which has a well known closed form solution called waterfilling [2], [3]. This resource allocation strategy is not practical, since the channel with best gain allocates more power than the other channel so a lot of users will not be given a chance to transmit data at all subcarriers. This problem was addressed in [4], [5], which each user is able to transmit at minimum rate and the objective was to maximize the minimum the data rate of users. In [6] a block waterfilling algorithm is proposed, which enhances the throughput (bit rate) but it gives low amount of additional computational complexity. In [7] an asymptotic Network Utility Maximization (NUM) is proposed, which maximizes network utility over the long-term throughput region by gradient-based scheduler. In [8] a novel joint

bit and power allocation algorithm is proposed, which operates in fading environments and used to maximize the throughput and minimize the total transmit power, subject to a constraint on the average Bit Error Rate (BER). In [9] a dual methods based on Lagrangian relaxation are proposed, which are used to solve multiuser multicarrier resource allocation problem.

Optimal greedy power allocation already yields optimal solution for this problem [10], which can maximize the overall bit rate with the set of constraints at the expense of computational complexity [11]. Such constraints include total available power budget, number of subcarriers, target BER and QAM modulation orders. The solutions proposed in [13]–[16] are modified from the greedy algorithm, which reduce computational complexity.

In this article a new optimal Subcarrier Gain Based Power Allocation (SGPA) algorithm is introduced. This solution can decrease computational complexity and allows to achieve maximum bit rate over number of subcarriers with the same set of constraints. SGPA distributed the power among the subcarriers according to its gain. The excess (unused) power after the subcarrier gain allocation is redistributed again to reach maximum bit rate.

The rest of the paper is organized as follows. In Section 2, the standard greedy power allocation is reviewed. The proposed algorithms are presented in Section 3 and computational complexity is evaluated in Section 4. Simulation results are discussed in Section 5 and conclusions are drawn in Section 6.

2. The Greedy Algorithm

The OFDM system is characterized by an ISI channel H . The i -th subcarrier can be characterized by different gains $|H_i|$, $i = 1 \dots N$, where N is number of subcarriers used to transmit number of bits equal b_i bits per symbol. The maximization of the sum bit rate can be defined by

$$\max \sum_{i=1}^N b_i. \quad (1)$$

Subjected to the constraint

$$\sum_{i=1}^N P_i \leq P_{budget}, \rho_{b,i} = \rho_b^{target}, \text{ and } b_i \leq b_i^{\max}, \forall i, \quad (2)$$

where P_i is the amount of power allocated to the i -th subcarrier, P_{budget} is the total power budget, $\rho_{b,i}$ is achievable BER of i -th subcarrier, which assume to be equal to target BER (ρ_b^{target}) and b^{\max} is the maximum number of permissible bits allocated to a subcarrier. The carrier to noise ratio of the i -th subcarrier is given by

$$CNR_i = \frac{|H_i|^2}{N_0}, \quad (3)$$

where N_0 is the total power noise at receiver. The SNR of this subcarrier is

$$\gamma_i = P_i \times CNR_i. \quad (4)$$

Assume M-ary QAM modulation of order by M_k and $1 \leq k \leq K$ are the QAM levels, which is given by [11]

$$M_k = 2^{b_k} \text{ for } 1 \leq k \leq K, \text{ and } M_k = 0 \text{ for } k = 0. \quad (5)$$

The BER of this QAM modulation is [12]

$$\rho_b = \frac{1 - \left[1 - 2 \left(1 - \frac{1}{\sqrt{M_k}} \right) Q \left(\sqrt{\frac{3\gamma_i}{M_k - 1}} \right)^2 \right]}{\log_2 M_k}, \quad (6)$$

which Q is the well-known Q function and its inverse is Q^{-1} .

To achieve a throughput $b_k = \log_2 M_k$ with BER of ρ_b^{target} minimum SNR is required as

$$\gamma_k^{QAM} = \frac{M_k - 1}{3} \left[Q^{-1} \left(\frac{1 - \sqrt{1 - \rho_b^{target} \log_2 M_k}}{2 \left(1 - \frac{1}{\sqrt{M_k}} \right)} \right) \right]^2, \quad (7)$$

To perform greedy power allocation, Uniform Power Allocation algorithm (UPA) must be performed at first, which can be summarized as follows [11], [13], [14]:

- Allocate the power budget equally among all subcarrier. The SNR of subcarriers γ_i in Eq. (4) is given by

$$\gamma_i = P_i \times CNR_i = \frac{P_{budget}}{N} \times CNR_i; \quad (8)$$

- Calculate SNR of QAM levels γ_k^{QAM} for all M_k , $0 \leq k \leq K$ by using Eq. (7);
- Redistribute subcarriers according to their SNRs γ_i into QAM groups G_k , $0 \leq k \leq K$ bounded by QAM levels γ_k^{QAM} and γ_{k+1}^{QAM} such as

$$\gamma_i \geq \gamma_k^{QAM} \text{ and } \gamma_i \leq \gamma_{k+1}^{QAM}, \quad (9)$$

with $\gamma_0^{QAM} = 0$ and $\gamma_{k+1}^{QAM} = \infty$;

- Load all subcarrier with QAM orders M_k according to their γ_i in Eq. (4) then compute total allocated bits to all groups

$$B_u = \sum_{i=1}^N b_i^u = \sum_{i=1}^N \log_2 M_{k_i}, \quad (10)$$

where the sub-index u represents UPA.

Then there would be some unused (excess) power

$$P_{ex}^u = \sum_{i=1}^N \frac{\gamma_i - \gamma_i^{QAM}}{CNR_i} = P_{budget} - \sum_{i=1}^N \frac{\gamma_i^{QAM}}{CNR_i}, \quad (11)$$

and the power used in UPA is

$$P_{used}^u = P_{budget} - P_{ex}^u. \quad (12)$$

After this step GPA can be applied [11], [13]–[19], which performs an iterative redistribution of the excess power of UPA on all subcarriers. At each iteration, the Algorithm 1 tries to increase bit rate by upgrading the subcarrier of the least require power to the next higher QAM level [11], [13]. It stops when the remaining power of excess power cannot raise any subcarrier to the next level.

Algorithm 1: GPA

Initialization:

Initiate power for GPA to $P^{gpa} = P_{ex}^u$ in (11)

For each subcarrier i do the following:

Set $b_i^{gpa} = b_i^u$ in (10) and $k_i = k$ in (9)

Calculate the minimum required upgrade power:

$$P_i^{up} = \frac{\gamma_{k_i+1}^{QAM} - \gamma_{k_i}^{QAM}}{CNR_i}$$

Recursion:

While $P^{gpa} \geq \min(P_i^{up})$ and $\min(k_i) \leq K$, $1 \leq i \leq N$

$j = \arg \min_{1 \leq i \leq N} (P_i^{up})$

$k_j = k_j + 1$, $P^{gpa} = P^{gpa} - P_j^{up}$

If $k_j = 1$

$$b_j^{gpa} = \log_2 M_1, \quad P_j^{up} = \frac{\gamma_2^{QAM} - \gamma_1^{QAM}}{CNR_j}$$

else if $k_j < K$

$$b_j^{gpa} = b_j^{gpa} + \log_2 \left(\frac{M_{k_j}}{M_{k_j-1}} \right), \quad P_j^{up} = \frac{\gamma_{k_j+1}^{QAM} - \gamma_{k_j}^{QAM}}{CNR_j}$$

else

$$b_j^{gpa} = b_j^{gpa} + \log_2 \left(\frac{M_{k_j}}{M_{k_j-1}} \right), \quad P_j^{up} = +\infty$$

end

end

Evaluate $B_{gpa} = \sum_{i=1}^N b_i^{gpa}$

3. The Proposed Algorithm

The proposed solution is referred to as Subcarrier Gain Based Power Allocation (SGPA) algorithm. It distributes the power according to subcarrier gain such that the higher gain subcarrier allocated higher power than the lower gain subcarriers. The total excess (unused) power that remains unallocated after that is redistributed to maximize the bit rate. The subcarrier gain based allocation is performed by the following procedure:

- Calculate the weight factor according to subcarrier gain

$$w_i = \frac{|H|}{\sum_{i=1}^N |H_i|}. \quad (13)$$

- Calculate the power of each subcarrier, which is given by

$$P_i = P_{budget} \cdot w_i. \quad (14)$$

- The SNR of subcarrier in Eq. (4) is

$$\gamma_i = P_i \cdot CNR_i = P_{budget} \cdot w_i \cdot CNR_i. \quad (15)$$

- Reside subcarriers according to their SNR γ_i into QAM groups G_k , then total allocated bits according to Eq. (10) is

$$B_w = \sum_{i=1}^N b_i^w = \sum_{i=1}^N \log_2 M_{ki}, \quad (16)$$

where sub-index w represent allocating power according to weight factor.

The unused (excess) power according to Eq. (11) is

$$P_{ex}^w = \sum_{i=1}^N \frac{\gamma_i - \gamma_i^{QAM}}{CNR_i} = P_{budget} - \sum_{i=1}^N \frac{\gamma_i^{QAM}}{CNR_i}. \quad (17)$$

The used power for SGPA algorithm is given by

$$P_w^{used} = P_{budget} - P_{ex}^w. \quad (18)$$

3.1. Excess Power Redistribution Mechanisms of SGPA Algorithm

This algorithm is simpler than GPA, which can reduce the complexity. It redistributes the excess power P_{ex}^w after subcarrier gain allocation to raise each subcarrier power to reach the next higher QAM level (upgrade each subcarrier one level up). This process performed over number of iteration (cycles) and stops when the remaining power of excess power cannot raise any subcarrier one level up. This solution is shown in pseudocode as Algorithm 2 and the resulting system throughput (total allocating bits) B_{SGPA} is

$$B_{SGPA} = \sum_{i=1}^N b_j^{SGPA}. \quad (19)$$

4. Complexity Evaluation

The main objective of this work is to present a new algorithm, which can significantly reduce complexity compared to GPA. The computational complexities of both GPA and SGPA algorithms are presented in Table 1. The proposed SGPA algorithm upgrade each one of N -subcarriers one level up (N level upgrade for N subcarriers) in each do-while loops. Assumed that the two algorithms

Algorithm 2: SGPA

Initialization:

1 Initiate power for SGPA to $P^{SGPA} = P_{ex}^w$ in (17)

2 Initiate $b_i^{SGPA} = b_i^w$ in (16) and $k_i = k$ in (9)

3 Calculate $P_i^{up} = \frac{\gamma_{k_i+1}^{QAM} - \gamma_{k_i}^{QAM}}{CNR_i}$

Recursion:

4 While $P^{SGPA} \geq \min(P_i^{up})$ and $\min(k_i) < K$, $1 \leq i \leq N$

5 For $j = 1 : N$

6 if $P^{SGPA} > P_j^{up}$

7 $P^{SGPA} = P^{SGPA} - P_j^{up}$, $k_j = k_j + 1$

8 if $k_j = 1$

9 $b_j^{SGPA} = \log_2 M_1$, $P_j^{up} = \frac{\gamma_2^{QAM} - \gamma_1^{QAM}}{CNR_i}$

10 else if $k_j < K$

11 $b_j^{SGPA} = \log_2 (M(k_j))$, $P_j^{up} = \frac{\gamma_{k_j+1}^{QAM} - \gamma_{k_j}^{QAM}}{CNR_i}$

12 else

$b_j^{SGPA} = \log_2 (M(k_j))$, $P_j^{up} = +\infty$

end

end

end

end

Evaluate $B_{SGPA} = \sum_{i=1}^N b_j^{SGPA}$

GPA and SGPA will perform the same number of one level upgrade L_1 then the quantity L_1 denote the average number of iterations of one do-while loop for the GPA (one level power upgrade in each loop) and $L_2 = \text{int}(\frac{L_1}{N})$ is the average number of iterations of one loop for the SGPA. In each loop, the SGPA algorithm will perform N one level power upgrade (one level upgrade for N subcarrier) but, the GPA algorithm will perform one level power upgrade for one subcarrier. In addition, the SGPA algorithm will actually require lower average number of iteration of the loop to efficiently redistribute the excess power but, the GPA algorithm require larger average number of iteration of while loop to efficiently redistribute the excess power. The redistribution of the excess power can be performed with subcarrier ordering according to subcarrier gain such that the power upgrade process start with higher gain subcarrier first. The SGPA algorithm leads to reduce the computational complexity than GPA algorithm as shown in Table 1.

From Algorithm 2, the number of operation of the SGPA algorithm that shown in Table 1, can be calculated as:

At Line 1 one operation is performed. At Line 2 $2N$ -operations are performed and at Line 3 N -operation is performed. So the number of instruction before starting loop equals $(3N + 1)$. While loop at Line 4 has two $2N$ -operation conditions. At step (5) there is for-loop, which all the operations inside it, from step (6) to step (12) is repeated N -times. In step (6) there is if condition which perform one operation and if it true, step (7) can be performed

Table 1
Computation complexity for both GPA and SGPA

Algorithm	Number of while loop	Number of operation
GPA	L_1	$L_1(2N + 7) + 4N + 1$
SGPA (no order)	$L_2 \approx \text{int}\left(\frac{L_1}{N}\right)$	$L_2(9N) + 4N + 1 \approx \text{int}\left(\frac{L_1(9N)}{N}\right) + 4N + 1$
SGPA (order)	$L_2 \approx \text{int}\left(\frac{L_1}{N}\right)$	$L_2(9N + 1) + 4N + 1 \approx \text{int}\left(\frac{L_1(9N + 1)}{N}\right) + 4N + 1$

with two instructions. In step (8) there is if condition which perform one operation and if it is true step (9) can be performed with two instructions. Else, steps (10) (one instruction) and step (11) (two operations) can be performed or step (12) (two operations) can be performed. So the number of operations inside for-loop, from step (6) to (12) equals 7 most. In addition to $2N$ -operations in step (4), so the of operations inside do-while loop equals $2N + 7N = 9N$. At step (13), N -operations are performed. So the number of operations for the SGPA (no order) equals $(L_2(9N) + 4N + 1)$ and for the SGPA (order) equals $(L_2(9N + 1) + 4N + 1)$, which add one operation inside do-while loop because of ordering the subcarriers according to its gain.

5. Simulation Results

Assume that a 32-subcarrier OFDM system is characterized by an ISI channel H where the entries of H are complex Gaussian random variables with zero mean and unit-variance. Fixed QAM modulation orders of $\{2^1, 2^2, \dots, 2^{b_{\max}}\}$ where $b_{\max} = 8$ bit are considered and target BER = 10^{-3} . The overall system throughput (total allocating bits) is studied and shown in Fig. 1 which shows that the performance of GPA and SGPA (order) are identical at low SNR (0 to 8 dB) which provide the same

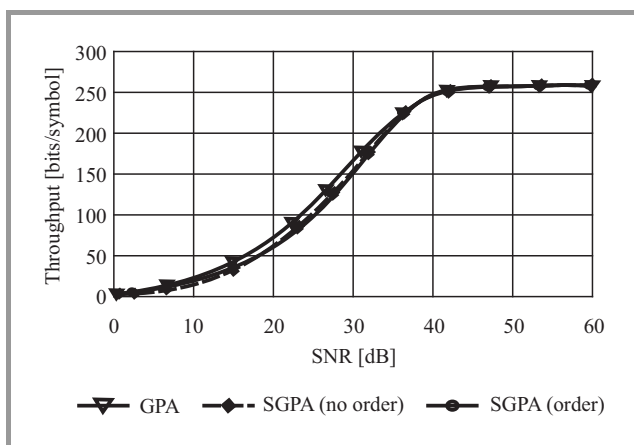


Fig. 1. Throughput for 32 subcarriers OFDM system with varying SNR and $\rho_b^{\text{target}} = 10^{-3}$.

throughput but SGPA (no order) provides slightly lower throughput. At medium SNR (15 to 35 dB) GPA provides slightly higher throughput than SGPA (order and no order) by approximately 10 bits. At high SNR (> 38 dB), both the GPA, and SGPA algorithms provide the same throughput and achieve the maximum throughput of 256 bits/symbol (32 subcarriers \cdot 8 bits) as the SNR become greater than 45 dB.

To demonstrate efficiency of the proposed scheme, the average run time of both GPA and SGPA algorithms for a 1024 subcarrier at different SNRs values is calculated, which is illustrated in Table 2. These algorithms were run on Intel Core i3 2 GHz PC with Windows 7 and MATLAB program 7.8.0. It is clear that GPA run time significantly increase with SNR and allocated power together with the number of operation (for each while loop upgrade one subcarrier one level up). On the other hand SGPA run time slightly increase due to reduced complexity (for each while loop approximately upgrade N -subcarrier N -level up).

Table 2
Calculation of average run time for both GPA and SGPA algorithms

Algorithm	Average run time [μ s]		
	SNR = 15	SNR = 30	SNR = 45
GPA	2.79	20.6	23.6
SGPA (no order)	0.064	0.090	0.112
SGPA (order)	1.93	2.03	2.41

Figure 2 shows the average number of times to get into the while loops to perform the process of excess power redistribution that used in SGPA algorithm compared to the standard GPA for 32 and 256 subcarriers with varying SNR. The getting into while loop stops when the remaining excess power can't raise any subcarrier on level up. In addition, the average number of while loop for the standard GPA algorithm proportionally increases with the number of subcarriers because within the one while loop, GPA raise one subcarriers one level up. On the other hand the average number of while loop for the SGPA algorithm is approximately independent on the number of subcarriers because within the one while loop, SGPA can raise all the N -subcarriers one level up. The SGPA algorithm

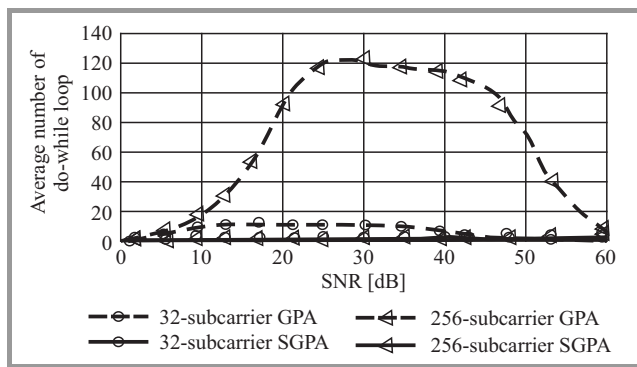


Fig. 2. Counting the average number of times of getting into do-while loop in GPA and SGPA for 32 and 256 subcarriers OFDM system with varying SNR.

has a significantly smaller average number of while loop for different number of subcarriers compared to the standard GPA algorithm. From all, the SGPA algorithm provides optimal performance in bit rate maximization and lower computational efficiency for different SNR values than GPA algorithm.

6. Conclusions

The optimum solution of maximum bit rate with minimum power is provided by greedy algorithm. However, it requires a high computational complexity. Therefore, SGPA algorithm is proposed which provides optimal performance in bit rate maximization and considerably reduces the computational efficiency compared to GPA solution.

References

- [1] A. Falahati and M.-R. Ardestani, "Adaptive subcarrier assignment and power distribution in multiuser OFDM systems with proportional data rate requirement", *Iranian J. Electrical & Electronic Engin.*, vol. 4, no. 1 & 2, pp. 10–16, 2008.
- [2] T. M. Cover and J. A. Thomas, *Elements of Information Theory*. Wiley, 2006.
- [3] H. Al-Shatri and T. Weber, "Fair power allocation for sum-rate maximization in multiuser OFDMA", in *Proc. Int. ITG Worksh. Smart Antennas WSA 2010*, Bremen, Germany, 2010, pp. 350–354.
- [4] H. Yin and H. Liu, "An efficient multiuser loading algorithm for OFDM-based broadband wireless systems", in *Proc. IEEE Global Telecommun. Conf. GLOBECOM 2000*, San Francisco, CA, USA, 2000, vol. 1, pp. 103–107.
- [5] W. Rhee and J. M. Cioffi, "Increase in capacity of multiuser ofdm system using dynamic subchannel allocation", in *Proc. 51st IEEE Vehicular Technol. Conf. VTC 2000-Spring*, Tokyo, Japan, pp. 1085-1089, 2000.
- [6] S. W. Ko, and S. L. Kim, "Block waterfilling with power borrowing for multicarrier communications", in *Proc. 68th IEEE Vehicular Technol. Conf.*, Calgary, Canada, 2008, pp. 1–5.
- [7] H. W. Lee and S. Chong, "Downlink resource allocation in multicarrier systems: Frequency-selective vs. equal power allocation", *IEEE Trans. Wirel. Commun.*, vol. 7, no. 10, pp. 3738–3747, 2008.

- [8] E. Bedeer, O. A. Dobre, M. H. Ahmed, and K. E. Baddour, "Joint optimization of bit and power allocation for multicarrier systems with average BER constraint", in *Proc. 76th IEEE Vehicular Technol. Conf. VTC Fall 2012*, Quebec, Canada, 2012.
- [9] S. Gortzen and A. Schmeink, "Optimality of dual methods for discrete multiuser multicarrier resource allocation problems", *IEEE Trans. Wirel. Commun.*, vol. 11, no. 10, pp. 3810–3817, 2012.
- [10] M. Bohge and J. Gross, "Dynamic resource allocation in OFDM systems: an overview of cross-layer optimization principles and technique", *Network, IEEE*, vol. 21 no. 1, pp. 53–59, 2007.
- [11] W. Al-Hanafy, M. N. Hussin, and S. Weiss, "Incremental rate maximization power loading with BER improvements", in *Proc. 18th Eur. Sig. Proces. Conf. EUSIPCO 2010*, Aalborg, Denmark, 2010, pp. 382–386.
- [12] A. Goldsmith, *Wireless Communication*. Cambridge University Press, 2005.
- [13] W. Al-Hanafy and S. Weiss, "Reduced complexity schemes to greedy power allocation for multicarrier systems", in *Proc. 18th Int. Conf. Microw. Radar Wirel. Commun. MIKON 2010*, Vilnius, Lithuania, 2010, pp. 1–4.
- [14] N. A. Odhah, M. I. Dessouky, W. Al-Hanafy, and F. E. Abd El-Samie, "An improved adaptive transmission scheme for high speed communication systems", in *Proc. Int. Computer Engin. Conf. ICENCO 2010*, Giza, Egypt, 2010, pp. 29–33.
- [15] N. A. Odhah, M. I. Dessouky, W. Al-Hanafy, and F. E. Abd El-Samie, "Low complexity precoded greedy power allocation algorithm for OFDM communication systems", *J. Sig. Inform. Proces.*, vol. 3, no. 2, pp. 185–191, 2012.
- [16] N. A. Odhah, M. I. Dessouky, W. Al-Hanafy, and F. E. Abd El-Samie, "Low complexity greedy power allocation algorithm for proportional resource allocation in multi-user OFDM systems", *J. Telecommun. Inform. Technol.*, no. 4, pp. 38–45, 2012.
- [17] J. Campello, "Optimal Discrete Bit Loading for Multicarrier Modulation Systems", in *Proc. IEEE Int. Symp. Inform. Theory*, Cambridge, MA, USA, 1998, p. 193.
- [18] J. Campello, "Practical bit loading for DMT", in *Proc. IEEE Int. Conf. Commun. ICC'99*, Vancouver, Canada, 1999, vol. 2, pp. 801–805.
- [19] N. Papandreou and T. Antonakopoulos, "Bit and power allocation in constrained multicarrier systems: the single-user case", *EURASIP J. Adv. Sig. Proces.*, vol. 2008, pp. 1–14, 2008.



Mohammed Abd-Elnaby received the B.S.(Hons.), M.S., and Ph.D. degrees in Electronic Engineering from Menoufia University, Menouf, Egypt in 2000, 2004 and 2010, respectively. Currently, he is working as lecturer at the Department of Electronics and Electrical Communication, Faculty of Electronic Engineering, Menoufia University, Menouf, Egypt. His research interests include wireless networks, wireless resource management, MAC protocols, cognitive radio, and cooperative communication.
 E-mail: moh_naby@yahoo.com
 Faculty of Electronic Engineering
 Menoufia University
 Menouf, 32952, Egypt



Germien G. Sedhom received the B.Sc. from the Faculty of Electronic Engineering, Menoufia University, Menouf, Egypt in 2009. She is currently working towards the M.Sc. degree. Currently, she is working as a demonstrator in the Department of Communications in Delta Higher Institute for Engineering and Technology,

Delta Academy, Mansoura, Egypt. Her research area of interest includes Dynamic Resource Allocation in Multi-carrier Systems.


E-mail: germien.ggs@yahoo.com
Faculty of Electronic Engineering
Menoufia University
Menouf, 32952, Egypt



Fathi E. Abd El-Samie received the B.Sc.(Hons.), M.Sc., and Ph.D. degrees from Menoufia University, Menouf, Egypt, in 1998, 2001, and 2005, respectively. Since 2005, he has been a Teaching Staff Member with the Department of Electronics and Electrical Communications, Faculty of Electronic Engineering, Menoufia University.

He is currently a researcher at KACST-TIC in Radio Frequency and Photonics for the e-Society (RFTONICs). He is a co-author of about 200 papers in international conference proceedings and journals, and four textbooks. His current research interests include image enhancement, image restoration, image interpolation, super-resolution reconstruction of images, data hiding, multimedia communications, medical image processing, optical signal processing, and digital communications.

E-mail: fathi_sayed@yahoo.com
Faculty of Electronic Engineering
Menoufia University
Menouf, 32952, Egypt



Nagy Wadie Messiha received the Ph.D. degree in Electrical Engineering from the Institute of Switching and Data Techniques, Stuttgart University, Germany, in 1981. He is a co-author of about 40 papers in national and international conference proceedings and journals. Now he is a Professor in the department of Electronics and Electrical Communication Eng., Faculty of Electronic Eng.

His research interest includes computer communication networks and developments of security over wireless communications networks, and encryption algorithms.

E-mail: Dr.nagy_wadie@hotmail.com
Faculty of Electronic Engineering
Menoufia University
Menouf, 32952, Egypt



Xu Zhu received the B.Eng. degree (with first class honors) in Electronics and Information Engineering from Huazhong University of Science and Technology, Wuhan, China, in 1999, and the PhD degree in Electrical and Electronic Engineering from the Hong Kong University of Science and Technology, Hong Kong, in 2003. Since

May 2003, she has been with the Department of Electrical Engineering and Electronics, the University of Liverpool, Liverpool, UK, where she is currently a senior lecturer. Dr. Zhu has over 100 peer-reviewed publications in highly ranked international journals and conference proceedings in communications and signal processing. She is an associate editor for the IEEE Transactions on Wireless Communications, and has served as a guest editor for three international journals such as Computer Science and Information Systems. She was vice chair of the 2006 and 2008 ICARN International Workshops, Program Chair of the ICSAI 2012, and Publication Chair of the IEEE IUCC-2012. Her research interests include wireless MIMO systems, equalization, OFDM techniques, resource allocation, cooperative communications, cross-layer design, cognitive radio, smart grid communications etc.

E-mail: xuzhu@liverpool.ac.uk
Department of Electrical Engineering and Electronics
The University of Liverpool
Merseyside L69 3GJ, Liverpool, UK