



Accurate Prediction of the Condensed Phase (Solid or Liquid) Heat of Formation of Triazolium-based Energetic Ionic Salts at 298.15 K

**Mohammad Jafari, Mohammad Davtalab,
Mohammad Hossein Keshavarz,* Karim Esmaeilpour,
Ali Mosaviazar, Mohammad Ali Ghasemi, Mohsen Amini**

*Department of Chemistry, Malek-ashtar University of Technology,
Shahin-shahr P.O. Box 83145/115, Islamic Republic of Iran*

**E-mail: mhkeshavarz@mut-es.ac.ir*

Abstract: A novel method is introduced for the reliable prediction of the condensed phase (solid or liquid) heat of formation ($\Delta_f H^\theta(c)$) of triazolium-based energetic ionic salts (EISs) at 298.15 K. It is based on the influence of some specific elemental compositions of cations and anions as additive parts. Two correcting functions, as non-additive quantities, are also used to adjust the first part. The coefficients of the specific elemental compositions of cations and anions in the new correlation, with a negative sign as well as a negative correcting function in the triazolium-based EISs, can decrease the value of $\Delta_f H^\theta(c)$ for the corresponding EISs. The reported $\Delta_f H^\theta(c)$ values of 57 different triazolium-based EISs were used to derive the new model. For 34 triazolium-based EISs, where the outputs of quantum mechanical methods were available, the Root Mean Squared Error (RMSE) of the new model was 156.0 kJ/mol. Meanwhile, the RMSE of complicated quantum mechanical methods is very large, *i.e.* 298.0 kJ/mol. The high reliability of the new model was also confirmed for a further 5 complex triazolium-based EISs as compared to the results of quantum mechanical calculations.

Keywords: heat of formation, condensed phase, triazolium-based, energetic ionic salt, safety

1 Introduction

Nitrogen-rich heterocycles, including imidazole, pyrazole, triazole, tetrazole, and 1,2,4,5-tetrazine, show a unique class of energetic molecular frameworks.

They have high heats of formation, density, and thermal stability. They also have high detonation and combustion performance as compared to the corresponding carbocyclic analogs [1-3]. Since energetic derivatives of nitrogen-rich heterocyclic materials have usually more than 50 wt.% nitrogen, they are called high nitrogen content (HNC) materials [4]. Different predictive methods can be used to design high-performance HNC explosives with desirable physicochemical, detonation and combustion properties as well as low sensitivities [3, 5-11]. Due to the importance of the condensed phase heats of formation of HNCs, several methods, including group additivity and quantitative structure-property relationships (QSPR), have been used in recent years [12-15]. For ionic salts (ISs), the presence of energetic anions or cations in some classes of ISs gives energetic ionic salts (EISs). EISs are most often composed of high nitrogen organic cations such as guanidinium, imidazolium, triazolium, and tetrazolium, as well as bulky anions with one or more energetic groups, *e.g.* $-\text{NO}_2$, $-\text{N}_3$, and $-\text{CN}$. Since EISs can have suitable thermal stability, they may be used as explosives, pyrotechnics or propellants [16-21]. In recent years, considerable effort has been devoted to the introduction of reliable models for the prediction of the physical and thermodynamic properties of some kinds of EISs, *e.g.* density [22-25], decomposition temperature [26] and melting point [27, 28].

It is important to design new EISs with desirable properties, and a unique architectural platform for developing new predictive methods is required. Since there are different interionic interactions in the condensed phase of EISs as compared to their gaseous state, predicting the condensed phase (solid or liquid) heat of formation ($\Delta_f H^\theta(c)$) of different classes of EISs at room temperature, *i.e.* 298.15 K, may be difficult. The purpose of the present work was to introduce a novel approach for the prediction of $\Delta_f H^\theta(c)$ values of triazolium-based EISs. For some triazolium-based EISs, where the outputs from complex quantum mechanical methods were also available, the accuracy of the novel proposed model was tested and compared.

2 Deriving the New Model

For neutral organic compounds containing energetic groups, it was found that elemental composition makes an important contribution to the estimation of their $\Delta_f H^\theta(c)$ values [12-18]. Moreover, particular molecular fragments and functional groups, besides elemental composition, have an important role in the prediction of $\Delta_f H^\theta(c)$ values [13-17]. The study of $\Delta_f H^\theta(c)$ values of triazolium-based EISs has shown that the elemental composition of the cations and anions, as well

as the contributions of some specific cations and anions, can be used to derive a suitable correlation. Among the different elements in cations and anions, only some of the atoms have effective contributions, which can increase the coefficient of determination (R^2).


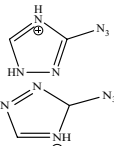
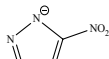
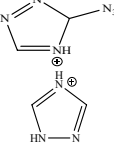
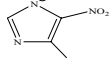

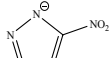

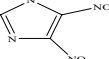

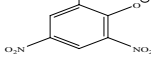
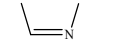
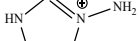
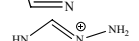
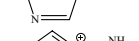
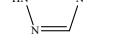
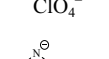
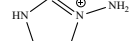
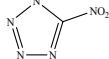
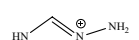
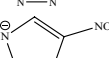
Experimentally determined $\Delta_f H^\theta$ (c) values of triazolium-based EISs were collected from various sources. They included 57 triazolium-based EISs. Due to the existence of reported values from complex quantum mechanical approaches for 34 triazolium-based EISs, the predicted results were also compared with the outputs from these quantum mechanical methods. The experimental values of 5 molecules containing complex triazolium-based EISs were also chosen for external validation of the new model. The reported values of $\Delta_f H^\theta$ (c) for 57 different triazolium-based EISs are listed in Table 1. They contain different types of energetic anions, which were used to derive the new model. The multiple linear regression method [29] was used to find the optimized model as:

$$\Delta_f H^\theta (c) = -27.31H_{cat} + 102.7N_{cat} + 259.8C_{ani} - 319.2H_{ani} + 45.32N_{ani} - 125.9O_{ani} + 632.6Cl_{ani} + 79.78 \Delta_f H_{Inc}^\theta - 74.50 \Delta_f H_{Dec}^\theta \quad (1)$$

where H_{cat} and N_{cat} represent the number of hydrogen and nitrogen atoms in the cation, respectively; C_{ani} , H_{ani} , N_{ani} , O_{ani} and Cl_{ani} the number of carbon, hydrogen, nitrogen, oxygen and chlorine atoms in the anion, respectively; whilst $\Delta_f H_{Inc}^\theta$ and $\Delta_f H_{Dec}^\theta$ give increasing and decreasing functions in the triazolium-based EISs, respectively. For the design of high detonation or combustion performance compounds, it is desirable to choose those materials with high positive heats of formation [3, 5-10, 30]. Coefficients in Equation 1 show the contributions of the different variables for obtaining a high heat content in triazolium-based EISs. Thus, variables with high positive and low negative coefficients can give large positive values of $\Delta_f H^\theta$ (c). Different available methods have confirmed that elemental composition has an important contribution for the prediction of the heats of formation of different classes of compounds [31-37]. As seen in Equation 1, there is no contribution for the presence of some atoms in the cations or anions, such as the number of carbon and oxygen atoms in the cation, because their presence cannot improve R^2 . Two parameters, $\Delta_f H_{Inc}^\theta$ and $\Delta_f H_{Dec}^\theta$, can adjust large deviations of the measured $\Delta_f H^\theta$ (c) values from those predicted by the elemental composition. Thus, these two parameters, $\Delta_f H_{Inc}^\theta$ and $\Delta_f H_{Dec}^\theta$, can improve the predicted heat content based on the contributions of H_{cat} , N_{cat} , C_{ani} , H_{ani} , N_{ani} , O_{ani} and Cl_{ani} in Equation 1 for the existence of some specific cations and anions, which are listed in Table 2. The heat content of a desired triazolium-based EIS can be increased and decreased by the inclusion

of $\Delta_f H_{Inc}^\theta$ and $\Delta_f H_{Dec}^\theta$, respectively. For a specific anion listed Table 2, the kind and number of substituents attached to a triazole ring can decrease and increase interionic attractions, which are specified by considering $\Delta_f H_{Inc}^\theta$ and $\Delta_f H_{Dec}^\theta$, respectively. Figure 1 shows the correlation of predicted $\Delta_f H^\theta$ (c) values versus experimental data.

Table 1. Predictions of $\Delta_f H^\theta$ (c) [kJ/mol] by Equation 1 and quantum mechanical methods for EISs based on triazolium cations as compared to experimental data

Cation	Anion	Exp. ^a	New model	Dev. ^c	Q.M. methods	Dev. ^c
	NO_3^-	218.8 [42]	201.9	-16.9	252.3[42] ^b	33.5
		979.9 [42]	968.3	-11.6	734.3 [42] ^b	-245.6
		401.7 [42]	411.5	9.8	525.1 [42] ^b	123.4
		409.6 [42]	433.5	23.9	366.1 [42] ^b	-43.5
		503.3 [42]	456.5	-46.8	162.8 [42] ^b	-340.6
		497.9 [42]	493.8	-4.1	-84.9 [42] ^b	-582.8
	NO_3^-	34.7 [42]	-58.1	-92.8	-25.1 [42] ^b	-59.8
	ClO_4^-	356.9 [42]	403.3	46.4	17.2 [42] ^b	-339.7
	NO_3^-	-109.6 [42]	-58.1	51.5	-4.2 [42] ^b	105.4
	ClO_4^-	298.3 [42]	291.5	-6.8	38.1 [42] ^b	-260.2
		702.1 [42]	708.3	6.2	466.9 [42] ^b	-235.1
		141.4 [42]	143.4	1.9	368.2 [42] ^b	226.8
		466.5 [42]	412.2	-54.3	274.5 [42] ^b	-192.0

		469.0 [42]	449.5	-19.5	24.3 [42] ^b	-444.8
	NO_3^-	-171.1 [43]	-169.9	1.2	-	-
	NO_3^-	-89.5 [42]	-94.5	-5.0	-56.1 [42] ^b	33.5
	ClO_4^-	484.5 [42]	478.7	-5.8	-15.5 [42] ^b	-500.0
		405.8 [42]	487.6	81.7	217.6 [42] ^b	-188.3
		528.0 [44]	510.6	-17.4	-	-
	NO_3^-	93.3 [42]	147.3	54.0	224.7 [42] ^b	131.4
	ClO_4^-	574.9 [42]	608.7	33.8	263.2 [42] ^b	-311.7
		1085.3 [42]	1113.1	27.8	702.9 [42] ^b	-382.4
		700.8 [42]	617.6	-83.2	492.0 [42] ^b	-208.8
	NO_3^-	156.5 [42]	147.3	-9.2	194.6 [42] ^b	38.1
		808.3 [42]	777.7	-30.6	325.1 [42] ^b	-483.3
		80.3 [42]	95.9	15.6	132.2 [42] ^b	51.9
		409.6 [42]	439.2	29.6	-118.8 [42] ^b	-528.4
	NO_3^-	-160.2 [42]	-112.8	47.5	-22.6 [42] ^b	137.7
	ClO_4^-	544.8 [42]	548.1	3.3	2.5 [42] ^b	-542.2
	NO_3^-	-172.8 [42]	-112.8	60.0	-13.0 [42] ^b	159.8
	ClO_4^-	215.1 [42]	236.9	21.8	11.7 [42] ^b	-203.3

		378.2 [42]	350.5	-27.7	303.3 [42] ^b	-74.9
		530.6 [45]	506.3	-24.3	-	-
	NO_3^-	64.2 [45]	38.0	-26.2	-	-
	ClO_4^-	498.4 [45]	499.4	1.0	-	-
		276.3 [45]	242.1	-34.2	-	-
		519.0 [45]	605.0	86.0	-	-
	NO_3^-	437.2 [46]	428.0	-9.2	-	-
		1138.7 [46]	1194.4	55.7	-	-
	NO_3^-	27.2 [46]	92.6	65.4	-	-
	ClO_4^-	426.2 [46]	442.3	16.1	-	-
		792.9 [42]	787.3	-5.5	544.8 [42] ^b	-248.1
		611.3 [42]	600.3	-11.0	213.8 [42] ^b	-397.5
		676.0 [46]	659.6	-16.4	-	-
		380.2 [46]	376.7	-3.5	-	-
		118.0 [42]	108.8	-9.2	173.6 [42] ^b	55.6
		340.2 [42]	384.6	44.4	-139.3 [42] ^b	-479.5
	NO_3^-	321.1 [46]	327.6	6.5	-	-
	ClO_4^-	828.4 [46]	828.9	0.5	-	-
		331.7 [47]	333.3	1.6	-	-

	NO_3^-	66.3 [46]	38.0	-28.3	-	-
	ClO_4^-	568.0 [46]	499.4	-68.6	-	-
	NO_3^-	77.7 [46]	38.0	-39.7	-	-
	ClO_4^-	541.1 [46]	499.4	-41.7	-	-
		395.2 [47]	389.5	-5.7	-	-
		771.3 [47]	732.7	-38.6	-	-
		198.7 [47]	223.0	24.3	-	-

^a The experimental condensed phase standard enthalpy of formation; ^b Calculated by the MP2/aug-cc-pVnZ//B3LYP/TZVP method; ^c Deviation from experimental value.

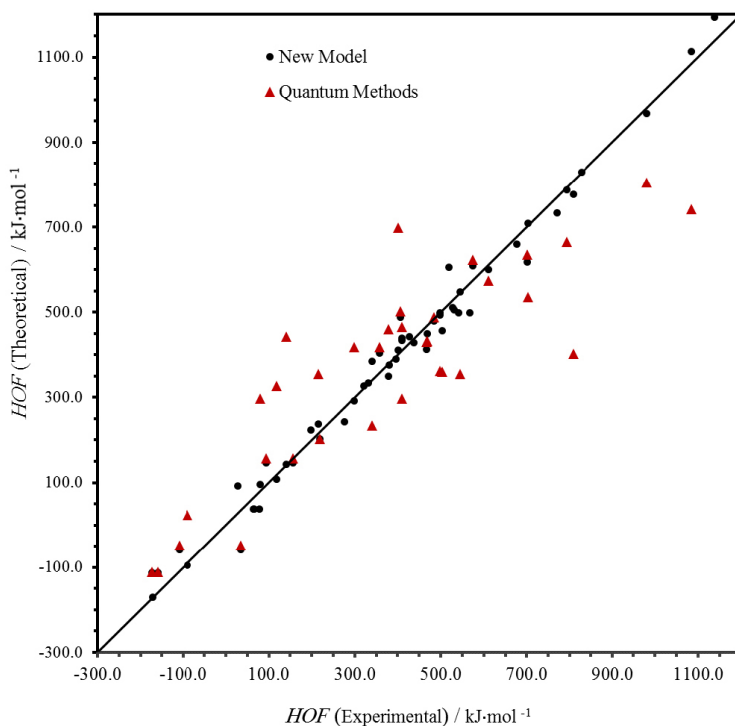


Figure 1. Correlation of predicted $\Delta_f H^\theta$ (c) values of EISs versus experimental data

Table 2. Contribution of structural parameters in predicting $\Delta_f H^\theta$ (c)

Cation	Anion	$\Delta_f H_{inc}^\theta$	$\Delta_f H_{Dec}^\theta$
	NO ₃ ⁻	0	1.5
		2.0	0
	ClO ₄ ⁻	0	1.5
		2.5	0
	O ₂ N-C ₄ H ₃ N ⁺	0	2.0
		2.5	0
	O ₂ N-C ₄ H ₃ N ⁺	5.0	0
		0	2.5
	O ₂ N-C ₄ H ₃ N ⁺	0	3.5
		1.5	0
	O ₂ N-C ₄ H ₃ N ⁺	1.5	0
		0	1.5
	O ₂ N-C ₄ H ₃ N ⁺	0	3.0
		0	5.5
	O ₂ N-C ₄ H ₃ N ⁺	3.0	0
		1.5	0
	O ₂ N-C ₄ H ₃ N ⁺	0	3.5
		0	3.5

3 Results and Discussion

3.1 Statistical parameters of the novel model

Table 3 lists the statistical evaluations of Equation 1 corresponding to the elemental composition of the cations and anions, as well as the correcting functions for triazolium-based EISs. These data allow a comparison of the relative contributions of the variables in Equation 1. It also provides regression coefficients of the variables, standard errors (sd), *P*-value (significance), and confidence intervals of Equation 1. The standard error shows a measure of the precision of the evaluation of a coefficient in which precision is measured by the standard deviation over the repeated quantities. The *P*-value gives the probability that a parameter estimated from the measured values should have the value which was determined. If the *P*-value of a coefficient is less than 0.05, the effect is significant and the observed effect is not due to random variations. As seen in Table 3, each of the variable in Equation 1 has a highly significant impact, as evidenced by their extremely small *P*-values and standard errors. Since the *P*-values for the coefficients of some elements in cations and anions are greater than 0.05, their presence cannot change the value of R^2 of Equation 1. Equation 1 has a simple form and can be easily used for different triazolium-based EISs. As may be seen in Equation 1 and Table 3, the coefficients of N_{cat} , C_{ani} , N_{ani} and Cl_{ani} have positive signs, which confirms an increasing effect on the $\Delta_f H^\theta$ (c) value. The effect of changing C_{ani} and Cl_{ani} on $\Delta_f H^\theta$ (c) is greater than N_{cat} and N_{ani} , because the contribution of their coefficients is more than doubled. By contrast, the coefficients of H_{cat} , H_{ani} and O_{ani} have negative values, which confirms that low values of these coefficients can increase the value of $\Delta_f H^\theta$ (c). Thus, increasing and decreasing values of $N_{cat} + C_{ani} + N_{ani} + Cl_{ani}$ and $H_{cat} + H_{ani} + O_{ani}$, respectively, offers an important outcome for gaining high positive values of $\Delta_f H^\theta$ (c).

The existence of some specific cations and anions for increasing and reducing the energy content is also important in Equation 1 by considering the contributions of both $\Delta_f H_{Inc}^\theta$ and $\Delta_f H_{Dec}^\theta$. The presence of $-NH_2$ or $>NH$ groups in the cations is especially important because they cannot only increase the thermodynamic stability but also decrease the sensitivities to different stimuli such as impact, electric spark and shock [3, 38, 39]. As indicated in Tables 1 and 2, selection of some specific cations and anions can improve the values of $\Delta_f H_{Inc}^\theta$ and $\Delta_f H_{Dec}^\theta$. Thus, the existence of $\Delta_f H_{Dec}^\theta$ in triazolium-based EISs can enhance their thermodynamic instability.

Table 3. Regression coefficients of Equation 1, as well as their standard deviations (sd), P-values, and confidence intervals

Descriptor	Coefficient	sd	P-value	Lower bound (95%)	Upper bound (95%)
H_{cat}	-27.31	3.15	2.17×10^{-11}	-36.65	-20.98
N_{cat}	102.7	3.8	1.27×10^{-30}	95.02	110.4
C_{ani}	259.8	16.5	1.50×10^{-20}	226.6	293.1
H_{ani}	-319.2	34.6	3.27×10^{-12}	-388.8	-249.7
N_{ani}	45.32	6.36	4.82×10^{-9}	32.52	58.11
O_{ani}	-125.9	7.7	2.57×10^{-21}	-141.3	-110.4
Cl_{ani}	632.6	19.6	3.70×10^{-34}	593.1	672.1
$\Delta_f H_{Inc}^\theta$	79.78	5.20	3.88×10^{-20}	69.32	90.23
$\Delta_f H_{Dec}^\theta$	-74.50	5.17	4.74×10^{-19}	-84.90	-64.10



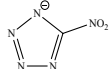
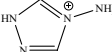
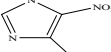
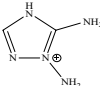
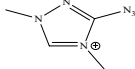
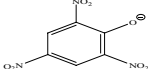
3.2 Assessment of Equation 1 compared to quantum mechanical approaches

Table 1 shows a comparison between the statistical parameters of Equation 1 and quantum mechanical methods. R^2 mainly reflects the goodness of fitting and is equal to 0.9942 for all of the 57 data points listed in Table 1. That the value of R^2 is close to 1.0 indicates that we have accounted for almost all of the variability with the variables specified in the model. R^2 is a very useful statistical parameter of the model, but attending to it alone may be misleading [40]. Moreover, the standard deviation of the model provides the model error, equal to 40.63, where $F=919.1$ and significance $F=1.08 \times 10^{-49}$. Since the calculated data by complex quantum mechanical methods were available for only 34 of the data given in Table 1, comparison of the statistical parameters for these data were also reported in Table 4. The Root Mean Squared Error (RMSE) is independent of the distribution of the data points and provides a reliable indication of the fitness of the model. For good models, RMSE values should be low and as similar as possible to ensure both predictive ability (low values) and generalizability (similar values) [41]. Mean Absolute Error (MAE) measures the deviations and indicates the average size of the errors when negative signs are ignored. Maximum of Errors (Max Error) determines the worst error that occurred in the estimations, which can be regarded as a measure of precision. As indicated in Table 4, the calculated RMSE, MAE and Max Error of the new model are surprisingly much less than those of the quantum mechanical approaches. As seen in Table 5, the reliability of the new model was also tested for a further 5 complex triazolium-based EISs with different highly energetic anions, where the outputs of quantum mechanical methods were also available.

Table 4. Performance statistics of Equation 1 as compared to quantum mechanical predictions

Method	Data-points	RMSE	MAE	Max Error	R ²	sd	F statistic	Significance F
Eq. (1)	57	37.28	28.27	92.85	0.9942	40.63	919.1	1.08×10 ⁻⁴⁹
	34	156.0	122.4	406.4	--	--	--	--
Q.M. methods	34	298.0	246.8	582.8	--	--	--	--

Table 5. Predictions of $\Delta_f H^\theta$ (c) (in kJ/mol) Equation 1 and quantum mechanical methods for 5 complex EISs based on triazolium cations as compared to experimental data

Cation	Anion	Exp. ^a	New model	Dev. ^c	Q.M. methods	Dev. ^c
	NO ₃ ⁻	218.8 [42]	201.9	-16.9	252.3 [42] ^b	33.5
		409.6 [42]	433.5	23.9	366.1 [42] ^b	-43.5
		466.5 [42]	412.2	-54.3	274.5 [42] ^b	-192.0
	ClO ₄ ⁻	484.5 [42]	478.7	-5.8	-15.5 [42] ^b	-500.0
		611.3 [42]	600.3	-11.0	213.8 [42] ^b	-397.5

^a The experimental condensed phase standard enthalpy of formation; ^b Calculated by the MP2/aug-cc-pVnZ//B3LYP/TZVP method; ^c Deviation from experimental value.

4 Conclusions

A novel approach has been introduced to forecast $\Delta_f H^\theta$ (c) values of triazolium-based EISs on the basis of elemental composition and two correcting functions. Equation 1 has been derived on the basis of some specific elemental compositions of cations and anions as well as $\Delta_f H_{inc}^\theta$ and $\Delta_f H_{Dec}^\theta$. The high reliability of Equation 1 has been confirmed by various statistical parameters. Equation 1 also gives a new route for designing triazolium-based EISs with desirable

$\Delta_f H^\theta$ (c) values. The current work provides surprisingly more reliable results than those obtained by complex quantum mechanical methods. Due to the large experimental errors in the determination of $\Delta_f H^\theta$ (c) values for various EISs, the predicted results from the present method are satisfactory.

Acknowledgement

The authors would like to thank the research committee of Malek-ashtar University of Technology (MUT) for supporting this work.

References

- [1] Agrawal, J. P. *High Energy Materials: Propellants, Explosives and Pyrotechnics*. Wiley-VCH, Cornwall, Great Britain **2010**; ISBN 9783527326105.
- [2] Klapötke, T. M. *Chemistry of High-Energy Materials*. 3rd ed. Walter de Gruyter, Berlin **2015**; ISBN 978-3110439335.
- [3] Keshavarz, M. H.; Abadi, Y. H.; Esmailpour, K.; Damiri, S.; Oftadeh, M. Introducing Novel Tetrazole Derivatives as High Performance Energetic Compounds for Confined Explosion and as Oxidizer in Solid Propellants. *Propellants Explos. Pyrotech.* **2017**, 42(5): 492-498.
- [4] Klapötke, T. M. The Synthesis Chemistry of Energetic Materials. In: *Energetics Science and Technology in Central Europe*. (Armstrong, R. W., Ed.) CALCE EPSC Press, Maryland **2012**, pp. 57-71.
- [5] Keshavarz, M. H.; Esmailpour, K.; Zamani, M.; Roknabadi, A. G. Thermochemical, Sensitivity and Detonation Characteristics of New Thermally Stable High Performance Explosives. *Propellants Explos. Pyrotech.* **2015**, 40(6): 886-891.
- [6] Keshavarz, M.; Esmailpour, K.; Oftadeh, M.; Abadi, Y. H. Assessment of Two New Nitrogen-rich Tetrazine Derivatives as High Performance and Safe Energetic Compounds. *RSC Advances* **2015**, 5(106): 87392-87399.
- [7] Roknabadi, A. G.; Keshavarz, M. H.; Esmailpour, K.; Zamani, M. High Performance Nitroazacubane Energetic Compounds: Structural, Thermochemical and Detonation Characteristics. *ChemistrySelect* **2016**, 1(21): 6735-6740.
- [8] Roknabadi, A. G.; Keshavarz, M. H.; Esmailpour, K.; Zamani, M. Structural, Thermochemical and Detonation Performance of Derivatives of 1,2,4,5-Tetrazine and 1,4-N-oxide 1,2,4,5-Tetrazine as New High-performance and Nitrogen-rich Energetic Materials. *Journal of the Iranian Chemical Society* **2017**, 14(1): 57-63.
- [9] Keshavarz, M. H.; Abadi, Y. H.; Esmailpour, K.; Damiri, S.; Oftadeh, M. Assessment of the Effect of N-oxide Group in a New High-performance Energetic Tetrazine Derivative on Its Physicochemical and Thermodynamic Properties, Sensitivity, and Combustion and Detonation Performance. *Chem. Heterocycl. Compd.* **2017**, 1-5.
- [10] Keshavarz, M. H.; Abadi, Y. H.; Esmailpour, K.; Damiri, S.; Oftadeh, M. A Novel

- Class of Nitrogen-rich Explosives Containing High Oxygen Balance to Use as High Performance Oxidizers in Solid Propellants. *Propellants Explos. Pyrotech.* **2017**, *42*(10): 1155-1160.
- [11] Keshavarz, M. H.; Klapötke, T. M.; Sućeska, M. Energetic Materials Designing Bench (EMDB), Version 1.0. *Propellants Explos. Pyrotech.* **2017**, *42*(8): 854-856.
- [12] Argoub, K.; Benkouider, A. M.; Yahiaoui, A.; Kessas, R.; Guella, S.; Bagui, F. Prediction of Standard Enthalpy of Formation in the Solid State by a Third-order Group Contribution Method. *Fluid Phase Equilib.* **2014**, *380*(0): 121-127.
- [13] Nazari, B.; Keshavarz, M. H.; Hamadianian, M.; Mosavi, S.; Ghaedsharafi, A. R.; Pouretedal, H. R. Reliable Prediction of the Condensed (Solid or Liquid) Phase Enthalpy of Formation of Organic Energetic Materials at 298 K through Their Molecular Structures. *Fluid Phase Equilib.* **2016**, *408*: 248-258.
- [14] Jafari, M.; Keshavarz, M. H. Simple Approach for Predicting the Heats of Formation of High Nitrogen Content Materials. *Fluid Phase Equilib.* **2016**, *415*: 166-175.
- [15] Jafari, M.; Keshavarz, M. H.; Noorbala, M. R.; Kamalvand, M. A Reliable Method for Prediction of the Condensed Phase Enthalpy of Formation of High Nitrogen Content Materials through their Gas Phase Information, *ChemistrySelect* **2016**, *1*(16): 5286-5296.
- [16] Zhang, Q.; Shreeve, J. M. Energetic Ionic Liquids as Explosives and Propellant Fuels: a New Journey of Ionic Liquid Chemistry. *Chemical Reviews* **2014**, *114*(20): 10527-10574.
- [17] Sebastiao, E.; Cook, C.; Hu, A.; Murugesu, M. Recent Developments in the Field of Energetic Ionic Liquids. *J. Mater. Chem. A* **2014**, *2*(22): 8153-8173.
- [18] Thomas, E.; Vijayalakshmi, K. P.; George, B. K. Imidazolium Based Energetic Ionic Liquids for Monopropellant Applications: a Theoretical Study. *RSC Adv.* **2015**, *5*(88): 71896-71902.
- [19] Singh, H. J.; Mukherjee, U. A Computational Approach to Design Energetic Ionic Liquids. *J. Mol. Model.* **2013**, *19*(6): 2317-2327.
- [20] Bhosale, V. K.; Kulkarni, P. S. Hypergolic Behavior of Pyridinium Salts Containing Cyanoborohydride and Dicyanamide Anions with Oxidizer RFNA. *Propellants Explos. Pyrotech.* **2016**, *41*(6): 1013-1019.
- [21] Nimesh, S.; Ang, H. G. 1-(2H-Tetrazolyl)-1,2,4-triazole-5-amine (TzTA) – A Thermally Stable Nitrogen Rich Energetic Material: Synthesis, Characterization and Thermo-chemical Analysis. *Propellants Explos. Pyrotech.* **2015**, *40*(3): 426-432.
- [22] Rice, B. M.; Byrd, E. F. Evaluation of Electrostatic Descriptors for Predicting Crystalline Density. *J. Computation. Chem.* **2013**, *34*(25): 2146-2151.
- [23] Keshavarz, M. H.; Rahimi, R.; Akbarzadeh, A. R. Two Novel Correlations for Assessment of Crystal Density of Hazardous Ionic Molecular Energetic Materials Using Their Molecular Structures. *Fluid Phase Equilib.* **2015**, *402*: 1-8.
- [24] Keshavarz, M. H.; Pouretedal, H. R.; Saberi, E. A Simple Method for Prediction of Density of Ionic Liquids through Their Molecular Structure. *J. Mol. Liq.* **2016**,

216: 732-737.

- [25] Singh, D.; Gardas, R. L. Influence of Cation Size on the Ionicity, Fluidity, and Physiochemical Properties of 1,2,4-Triazolium Based Ionic Liquids. *J. Phys. Chem. B* **2016**, *120*(21): 4834-4842.
- [26] Keshavarz, M. H.; Pouretedal, H. R.; Saberi, E. A New Method for Predicting Decomposition Temperature of Imidazolium-based Energetic Ionic Liquids. *Zeitschrift für Anorganische und Allgemeine Chemie* **2017**, *643*(2): 171-179.
- [27] Mehrkesh, A.; Karunanithi, A. T. New Quantum Chemistry-Based Descriptors for Better Prediction of Melting Point and Viscosity of Ionic Liquids. *Fluid Phase Equilib.* **2016**, *427*: 498-503.
- [28] Gharagheizi, F.; Keshavarz, M. H.; Ilani-Kashkouli, P.; Farahani, N.; Tumba, K. A Group Contribution Method for Estimation of Glass-transition Temperature of 1,3-Dialkylimidazolium Ionic Liquids. *J. Therm. Anal. Calorim.* **2013**, *114*(3): 1363-1382.
- [29] Palm, W. J. *Introduction to MATLAB 7 for Engineers*. McGraw-Hill, New York **2005**; ISBN 9780072922424.
- [30] Keshavarz, M. H.; Monjezi, K. H.; Esmailpour, K.; Zamani, M. Performance Assessment of Some Isomers of Saturated Polycyclic Hydrocarbons for Use as Jet Fuels. *Propellants Explos. Pyrotech.* **2015**, *40*(2): 309-314.
- [31] Kamalvand, M.; Keshavarz, M. H.; Jafari, M. Prediction of the Strength of Energetic Materials Using the Condensed and Gas Phase Heats of Formation. *Propellants Explos. Pyrotech.* **2015**, *40*(4): 551-557.
- [32] Keshavarz, M. H.; Oftadeh, M. New Method for Estimating the Heat of Formation of CHNO Explosives in Crystalline State. *High Temp.-High Press.* **2004**, *35*(4): 499.
- [33] Keshavarz, M.; Tehrani, M. K.; Pouretedal, H.; Semnani, A. New Pathway for Quick Estimation of Gas Phase Heat of Formation of Non-aromatic Energetic Compounds. *Indian J. Eng. Mater. Sci.* **2006**, *13*(0): 542-548.
- [34] Keshavarz, M. H.; Tehrani, M. K. A New Method for Determining Gas Phase Heat of Formation of Aromatic Energetic Compounds. *Propellants Explos. Pyrotech.* **2007**, *32*(2): 155-159.
- [35] Keshavarz, M. H. Prediction of the Condensed Phase Heat of Formation of Energetic Compounds. *J. Hazard. Mater.* **2011**, *190*(1-3): 330-344.
- [36] Keshavarz, M. H.; Sadeghi, H. A New Approach to Predict the Condensed Phase Heat of Formation in Acyclic and Cyclic Nitramines, Nitrate Esters and Nitroaliphatic Energetic Compounds. *J. Hazard. Mater.* **2009**, *171*(1-3): 140-146.
- [37] Keshavarz, M. H. Predicting Condensed Phase Heat of Formation of Nitroaromatic Compounds. *J. Hazard. Mater.* **2009**, *169*(1-3): 890-900.
- [38] Keshavarz, M. H.; Motamedoshariati, H.; Moghayadnia, R.; Ghanbarzadeh, M.; Azarniamehraban, J. Prediction of Sensitivity of Energetic Compounds with a New Computer Code. *Propellants Explos. Pyrotech.* **2014**, *39*(1): 95-101.
- [39] Zeman, S.; Jungová, M. Sensitivity and Performance of Energetic Materials. *Propellants Explos. Pyrotech.* **2016**, *41*(3): 426-451.

- [40] Leach, A. R.; Gillet, V. J. *An Introduction to Chemoinformatics*. Springer, The Netherlands **2007**; ISBN 9781402013478.
- [41] Gramatica, P. Principles of QSAR Models Validation: Internal and External. *QSAR & Combinatorial Science* **2007**, *26*(5): 694-701.
- [42] Gutowski, K. E.; Rogers, R. D.; Dixon, D. A. Accurate Thermochemical Properties for Energetic Materials Applications. II. Heats of Formation of Imidazolium-1,2,4-triazolium-, and Tetrazolium-based Energetic Salts from Isodesmic and Lattice Energy Calculations. *J. Phys. Chem. B* **2007**, *111*(18): 4788-4800.
- [43] Pedley, J. B.; Naylor, R. D.; Kirby, S. P. *Thermochemical Data of Organic Compounds*. 2nd ed., Chapman and Hall Ltd., New York **1986**.
- [44] Darwich, C.; Klapötke, T. M.; Welch, J. M.; Suceška, M. Synthesis and Characterization of 3,4,5-Triamino-1,2,4-triazolium 5-Nitrotetrazolate. *Propellants Explos. Pyrotech.* **2007**, *32*(3): 235-243.
- [45] Darwich, C.; Klapötke, T. M.; Sabaté, C. M. 1,2,4-Triazolium-cation-based Energetic Salts. *CHEM-EUR J.* **2008**, *14*(19): 5756-5771.
- [46] Xue, H.; Shreeve, J. M. Energetic Ionic Liquids from Azido Derivatives of 1,2,4-Triazole. *Adv. Mater.* **2005**, *17*(17): 2142-2146.
- [47] Xue, H.; Twamley, B.; Shreeve, J. M. Energetic Salts of Substituted 1,2,4-Triazolium and Tetrazolium 3,5-Dinitro-1,2,4-triazolates. *J. Mater. Chem.* **2005**, *15*(34): 3459-3465.

Received: January 23, 2018

Revised: May 7, 2018

First published online: September 21, 2018