

dr n. tech. Andrzej Antoni CZAJKOWSKI<sup>a,b</sup>, dr inż. Wojciech Kazimierz OLESZAK<sup>a</sup>  
dr inż. Piotr Stanisław FRĄCZAK<sup>c,d</sup>

<sup>a</sup> Higher School of Humanities of Common Knowledge Society in Szczecin, Faculty of Applied Sciences  
Wyższa Szkoła Humanistyczna Towarzystwa Wiedzy Powszechnej w Szczecinie, Wydział Nauk Stosowanych

<sup>b</sup> Higher School of Technology and Economics in Szczecin, Faculty of Automotive Systems  
Wyższa Szkoła Techniczno-Ekonomiczna w Szczecinie, Wydział Systemów Automotive

<sup>c</sup> West Pomeranian Center for Maritime and Polytechnic Education in Szczecin  
Zachodniopomorskie Centrum Edukacji Morskiej i Politechnicznej w Szczecinie

<sup>d</sup> Complex of Electrical and Electronic Schools / Technical School of Mechanics and Energy in Szczecin  
Zespół Szkół Elektryczno-Elektronicznych / Technikum Mechaniczno-Energetyczne w Szczecinie

## DIFFERENTIAL EQUATION OF $x = f(y')$ AND INTERPRETATION OF THE SOLUTION IN MATHEMATICA PROGRAM

### Abstract

**Introduction and aims:** The paper presents a method of solving  $x=f(y')$  equations. The main aim of the work is to show how to solve this type of differential equations. In addition, the purpose of the discussion is to present the appropriate algorithms in *Mathematica* program, which are used to present the geometric interpretation of the obtained solutions.

**Material and methods:** The sources contain material on the subject of differential equations. The method of mathematical analysis has been used.

**Results:** In the analysis of selected examples, the method of substitution of new variable  $t$  has been used and the solution of the studied differential equation has been obtained in the form of the system of equations  $x=x(t)$  and  $y=y(t)$ .

**Conclusion:** The solution of the differential equation of the type  $x=f(y')$  in the form of a system of equations  $x=x(t)$  and  $y=y(t)$  can be interpreted graphically using an appropriately used algorithm in *Mathematica* numerical program.

**Keywords:** Differential equations, equation of type  $x=f(y')$ , analytical solution, variable substitution method, geometric interpretation of the solution, *Mathematica* program.

(Received: 10.04.2019; Revised: 15.04.2019; Accepted: 20.04.2019)

## RÓWNANIE RÓŻNICZKOWE TYPU $x = f(y')$ I INTERPRETACJA ROZWIĄZANIA W PROGRAMIE MATHEMATICA

### Streszczenie

**Wstęp i cele:** W pracy przedstawiono metodę rozwiązywania równań typu  $y=f(y')$ . Głównym celem pracy jest pokazanie sposobu rozwiązywania tego typu równań różniczkowych. Ponadto celem rozważań jest przedstawienie odpowiednich algorytmów w programie *Mathematica*, które służą do przedstawienia interpretacji geometrycznej otrzymanych rozwiązań.

**Materiały i metody:** Źródła zawierają materiał dotyczący tematyki równań różniczkowych. Zastosowano metodę analizy matematycznej.

**Wyniki:** W analizie wybranych przykładów zastosowano metodę podstawienia nowej zmiennej  $t$  i otrzymano rozwiązanie badanego równania różniczkowego w postaci układu równań  $x=x(t)$  i  $y=y(t)$ .

**Wniosek:** Rozwiązanie równania różniczkowego typu  $y=f(y')$  w postaci układu równań  $x=x(t)$  i  $y=y(t)$  można zinterpretować graficznie stosując odpowiednio zastosowany algorytm w programie numerycznym *Mathematica*.

**Słowa kluczowe:** Równania różniczkowe, równanie typu  $y=f(y')$ , rozwiązanie analityczne, metoda podstawienia owej zmiennej, interpretacja geometryczna rozwiązania, program *Mathematica*.

(Otrzymano: 10.04.2019; Zrecenzowano: 15.04.2019; Zaakceptowano: 20.04.2019)

## 1. Introduction

Let us consider the following differential equation:

$$x = f(y') \quad (1)$$

in some set A.

The differential equation (1) can be presented in the form:

$$x = f\left(\frac{dy}{dx}\right) \quad (2)$$

in some set A.

To solve equation (2) we use the following substitution:

$$\frac{dy}{dx} = t. \quad (3)$$

We substitute the variable t for the equation (2):

$$x = f(t). \quad (4)$$

Equation (4) we differentiate on both sides with respect to the variable x and t respectively:

$$dx = \left(\frac{df}{dt}\right) dt. \quad (5)$$

The differential dy from equation (3) has the form:

$$dy = t dx. \quad (6)$$

From equations (5) and (6) we get:

$$dy = \left(t \cdot \frac{df}{dt}\right) dt. \quad (7)$$

Equation (7) we integrate on both sides with respect to the variable y and t respectively:

$$\int dy = \int \left(t \cdot \frac{df}{dt}\right) dt. \quad (8)$$

After integrating equation (8) we obtain:

$$y = \int \left(t \cdot \frac{df}{dt}\right) dt + C \quad (9)$$

where C is any integration constant.

Finally, we obtain the general parametric solution of the differential equation (1) in the following form:

$$\begin{cases} x(t) = f(t) \\ y(t) = \int \left(t \cdot \frac{df}{dt}\right) dt + C \end{cases} \quad (10)$$

where the integration constant C is any real number [2], [4], [8]-[14], [18].

## 2. Solving equations of type $x = f(y')$

**Example 1.** Solve the differential equation [6]:

$$x = 2 \frac{dy}{dx} + 3 \left( \frac{dy}{dx} \right)^2. \quad (11)$$

### • Analytical solution

We use the substitution:

$$\frac{dy}{dx} = t. \quad (12)$$

Then

$$dy = t dx. \quad (13)$$

Therefore

$$dx = \frac{dy}{t}. \quad (14)$$

After introducing the substitution (12) into the equation (11) we get:

$$x = 2t + 3t^2. \quad (15)$$

Equation (15) we differentiate on both sides of the variable  $x$  and  $t$ :

$$dx = (2 + 6t)dt. \quad (16)$$

From the equations (13) and (16) we obtain:

$$dy = (2t + 6t^2)dt. \quad (17)$$

We integrate the equation (17) on both sides with respect to the variable  $x$  and  $t$ :

$$\int dy = 2 \int (t + 3t^2) dt. \quad (18)$$

Hence:

$$y = t^2 + 2t^3 + C \quad (19)$$

where  $C$  is the integration constant.

The general parametric solution of the equation (11) makes the final form:

$$\begin{cases} x(t) = 3t^2 + 2t \\ y(t) = t^2 + 2t^3 + C \end{cases} \quad (20)$$

where  $C$  is any real constant.

### • Graphical interpretation of solution

In order to present the graphic interpretation of the parametric solution of equation (11), we use the following algorithm of *Mathematica* program [1], [3], [5], [7], [15]-[17].

**Program Mathematica**

```

ParametricPlot[
{{2*t+3*t^2,1+t^2+2*t^3},{2*t+3*t^2,2+t^2+2*t^3}},
{t,-1.5,1.5},PlotRange->{-4,6}, Axesorigin->{0,0},
Background->RGBColor[1,1,0.85],PlotStyle->{{RGBColor[0,0.5,1],
Thickness[0.0065]},{RGBColor[1,0.5,0],Thickness[0.0065]}},
AxesStyle->Thickness[0.0035],
AxelLabel->{"x","y"}, GridLines->Automatic,
TextStyle->{FontFamily->"Arial",FontSize->12}]
    
```

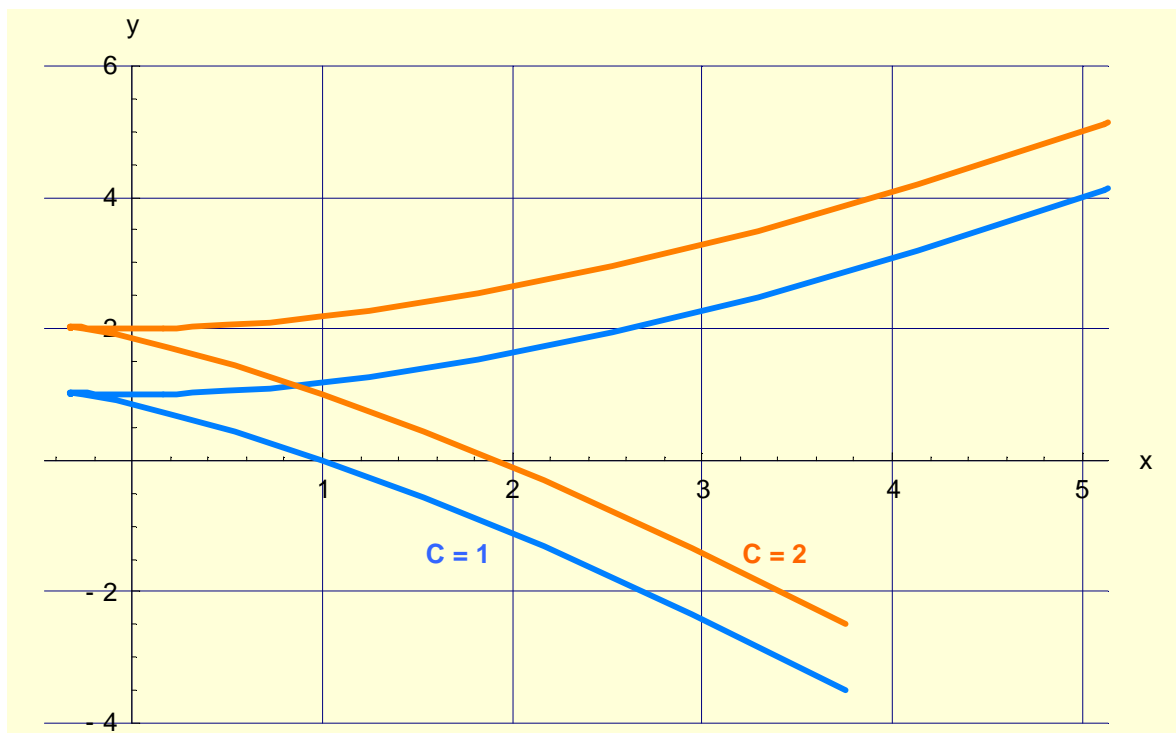


Fig. 1. Graphical interpretation of the solution (20) of differential equation (11) for parameter  $-1.5 < t < 1.5$ , values  $-1 < x < 5$ ,  $-4 < y < 6$  and constant  $C = 1$  or  $C = 2$

Source: Elaboration of the Authors

**Example 2.** Solve the differential equation [6]:

$$x = 2 \left[ \ln \left( \frac{dy}{dx} \right) - \frac{dy}{dx} \right]. \quad (21)$$

• **Analytical solution**

After introducing the substitution (12) into the equation (21) we get:

$$x = 2 \ln(t) - 2t. \quad (22)$$

The equation (22) we differentiate on both sides of the variable  $x$  and  $t$ :

$$dx = 2 \left( \frac{1}{t} - 1 \right) dt. \quad (23)$$

From the equations (13) and (23) we get:

$$dy = 2(1 - t) dt. \quad (24)$$

We integrate the equation (24) on both sides with respect to the variable  $y$  and  $t$ :

$$\int dy = 2 \int (1-t) dt. \quad (25)$$

Hence:

$$y = 2t - t^2 + C \quad (26)$$

where  $C$  is the integration constant.

The general parametric solution of equation (21) takes the final form:

$$\begin{cases} x(t) = 2[\ln(t) - t] \\ y(t) = 2t - t^2 + C \end{cases} \quad (27)$$

where  $C$  is any real constant.

### • Graphical interpretation of solution

In order to present the graphic interpretation of the parametric solution of equation (21), we use the following algorithm of *Mathematica* program [1], [3], [5], [7], [15]-[17].

#### **Program Mathematica**

```
ParametricPlot[
  {{2*(Log[t]-t), 1+2*t-t^2}, {2*(Log[t]-t), 3+2*t-t^2}},
  {t, 0.001, 4}, PlotRange->{-4, 4}, Axesorigin->{0, 0},
  Background->RGBColor[1, 1, 0.85], PlotStyle->{{RGBColor[0, 0.5, 1],
  Thickness[0.0065]}, {RGBColor[1, 0.5, 0], Thickness[0.0065]}},
  AxesStyle->Thickness[0.0035], AxelLabel->{"x", "y"},
  GridLines->Automatic,
  TextStyle->{FontFamily->"Arial", FontSize->12}]
```

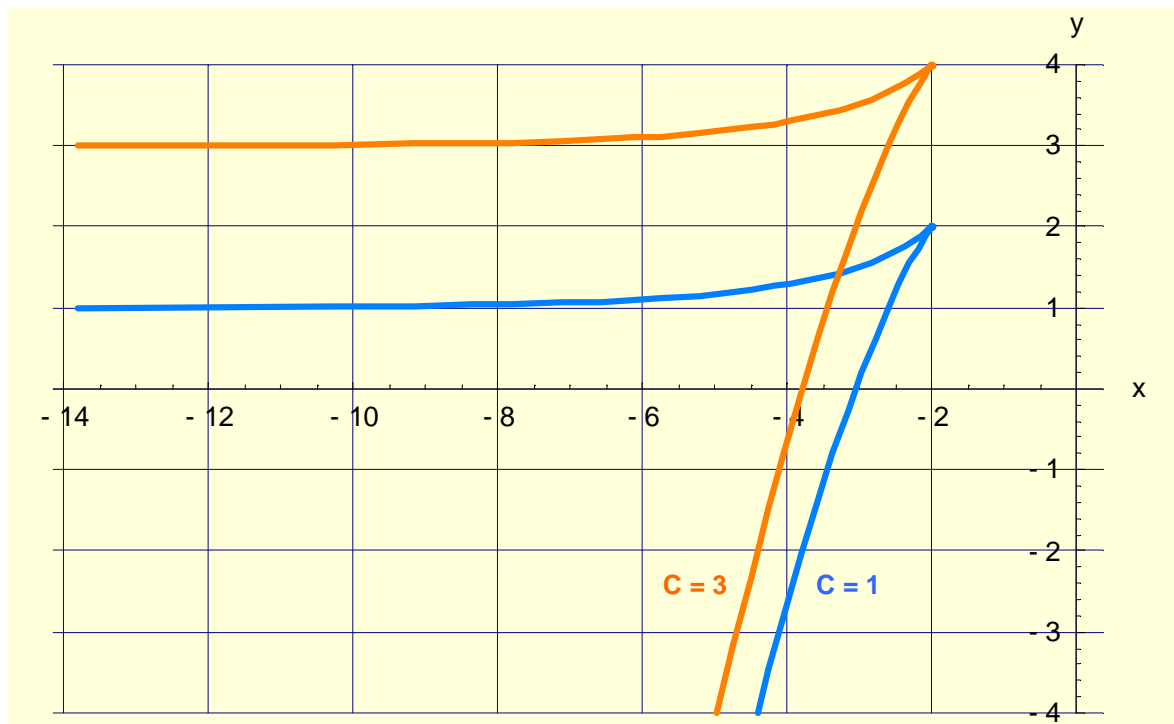


Fig. 2. Graphical interpretation of the solution (27) of differential equation (21) for parameter  $0.001 < t < 4$ , values  $-14 < x < 0$ ,  $-4 < y < 4$  and constant  $C = 1$  or  $C = 3$

Source: Elaboration of the Authors

**Example 3.** Solve the differential equation [6]:

$$x = \left[ 2 \cdot \left( \frac{dy}{dx} \right)^2 - 2 \cdot \left( \frac{dy}{dx} \right) + 1 \right] \cdot \exp \left[ 2 \cdot \left( \frac{dy}{dx} \right) \right]. \quad (28)$$

• **Analytical solution**

After introducing the substitution (12) into the equation (28) we obtain:

$$x = (2t^2 - 2t + 1) \cdot e^{2t}. \quad (29)$$

The equation (29) we differentiate on both sides of the variable x and t:

$$dx = [(4t - 2)e^{2t} + 2(2t^2 - 2t + 1)e^{2t}] dt. \quad (30)$$

After simplification we have:

$$dx = 4t^2 e^{2t} dt. \quad (31)$$

From the equations (13) and (31) we get:

$$dy = 4t^3 e^{2t} dt. \quad (32)$$

We integrate the equation (32) on both sides with respect to the variable y and t:

$$\int dy = 4 \int t^3 e^{2t} dt. \quad (33)$$

We calculate per parts the integral on the right side of the equation (33):

$$\begin{aligned} 4 \int t^3 e^{2t} dt &= \left\langle \begin{array}{l} u = t^3 \\ v' = e^{2t} \end{array} \middle| \begin{array}{l} u' = 3t^2 \\ v = \frac{1}{2} e^{2t} \end{array} \right\rangle = 4 \left( \frac{1}{2} t^3 e^{2t} - \frac{3}{2} \int t^2 e^{2t} dt \right) = 2t^3 e^{2t} - 6 \int t^2 e^{2t} dt = \\ &= \left\langle \begin{array}{l} u = t^2 \\ v' = e^{2t} \end{array} \middle| \begin{array}{l} u' = 2t \\ v = \frac{1}{2} e^{2t} \end{array} \right\rangle = 2t^3 e^{2t} - 6 \left( \frac{1}{2} t^2 e^{2t} - \int t e^{2t} dt \right) = 2t^3 e^{2t} - 3t^2 e^{2t} + 6 \int t e^{2t} dt = \\ &= \left\langle \begin{array}{l} u = t \\ v' = e^{2t} \end{array} \middle| \begin{array}{l} u' = 1 \\ v = \frac{1}{2} e^{2t} \end{array} \right\rangle = 2t^3 e^{2t} - 3t^2 e^{2t} + 6 \left( \frac{1}{2} t e^{2t} - \frac{1}{2} \int e^{2t} dt \right) = \\ &= 2t^3 e^{2t} - 3t^2 e^{2t} + 3t e^{2t} - \frac{3}{2} e^{2t} + C = \left( 2t^3 - 3t^2 + 3t - \frac{3}{2} \right) e^{2t} + C \end{aligned} \quad (34)$$

Hence:

$$y = \left( 2t^3 - 3t^2 + 3t - \frac{3}{2} \right) e^{2t} + C. \quad (35)$$

The general solution of the equation (28) takes the final form:

$$\begin{cases} x(t) = (2t^2 - 2t + 1) \cdot e^{2t} \\ y(t) = (2t^3 - 3t^2 + 3t - 1.5) \cdot e^{2t} \end{cases} \quad (36)$$

where C is any real constant.

• **Graphical interpretation of solution**

In order to present the graphic interpretation of the parametric solution of equation (28), we use the following algorithm of *Mathematica* program [1], [3], [5], [7], [15]-[17].

**Program Mathematica**

```

ParametricPlot[
{{(1-2*t+2*t^2)*Exp[t], (-1.5+3*t-3*t^2+2*t^3)*Exp[t]+0.5},
{(1-2*t+2*t^2)*Exp[t], (-1.5+3*t-3*t^2+2*t^3)*Exp[t]+1}},
{t, -2, 2}, PlotRange->{-1, 0.4}, Axesorigin->{0, 0},
Background->RGBColor[1, 1, 0.85],
PlotStyle->{{RGBColor[0, 0.5, 1]},
Thickness[0.0065]}, {RGBColor[1, 0.5, 0], Thickness[0.0065]}},
AxesStyle->Thickness[0.0035], AxelLabel->{"x", "y"},
GridLines->Automatic,
TextStyle->{FontFamily->"Arial", FontSize->12}]
    
```

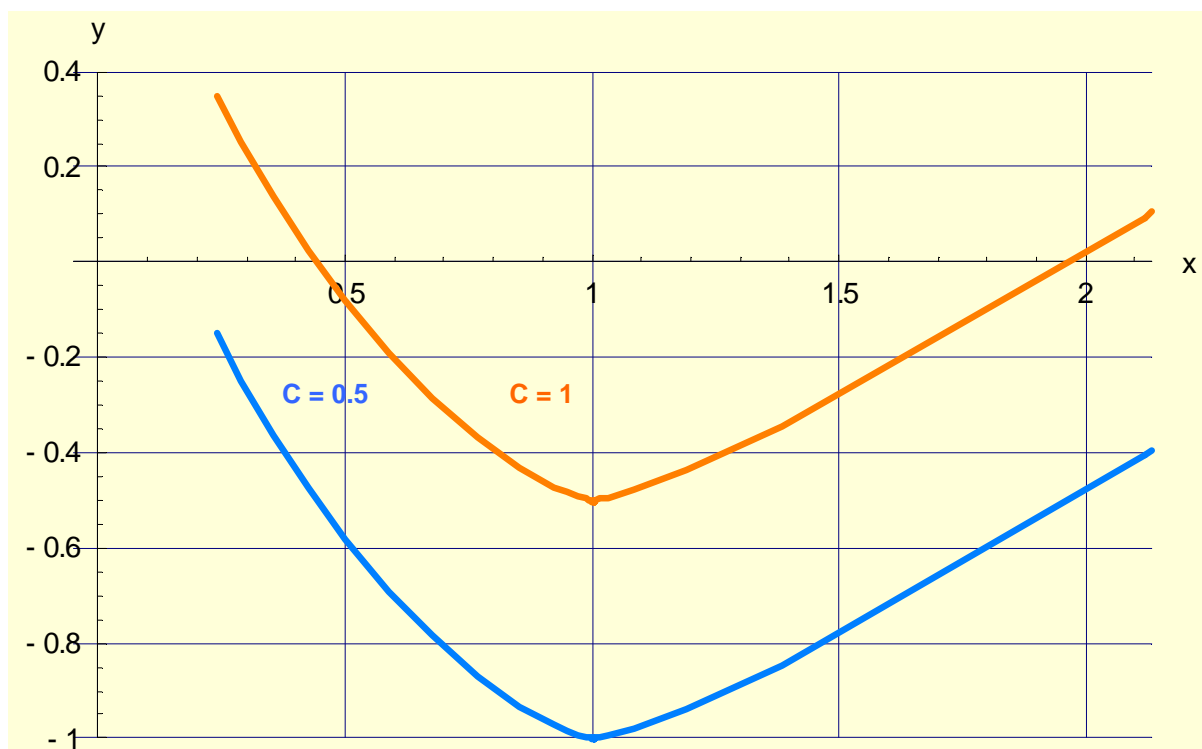


Fig. 3. Graphical interpretation of the solution (36) of differential equation (28) for parameter  $-2 < t < 2$ , values  $0 < x < 2.2$ ,  $-1 < y < 0.4$  and constant  $C = 0.5$  or  $C = 1$

Source: Elaboration of the Authors

**Example 4.** Solve the differential equation [6]:

$$x = \frac{dy}{dx} \sin\left(\frac{dy}{dx}\right) + \cos\left(\frac{dy}{dx}\right). \tag{37}$$

• **Analytical solution**

After introducing the substitution (12) into the equation (37) we obtain:

$$x = t \sin(t) + \cos(t). \tag{38}$$

The equation (38) we differentiate on both sides of the variable  $x$  and  $t$ :

$$dx = [\sin(t) + t \cdot \cos(t) - \sin(t)] dt = t \cos(t) dt. \tag{39}$$

From the equations (13) and (39) we get:

$$dy = t^2 \cos(t) dt. \quad (40)$$

We integrate the equation (40) on both sides with respect to the variable y and t:

$$\int dy = \int t^2 \cos(t) dt. \quad (41)$$

Let us calculate the following integral:

$$\begin{aligned} \int t^2 \cos(t) dt &= \left\langle \begin{array}{l} u = t^2 \\ \frac{dv}{dt} = \cos(t) \end{array} \middle| \begin{array}{l} \frac{du}{dt} = 2t \\ v = \int \cos(t) dt = \sin(t) \end{array} \right\rangle = t^2 \sin(t) - 2 \int t \sin(t) dt = \\ &= \left\langle \begin{array}{l} u = t \\ \frac{dv}{dt} = \sin(t) \end{array} \middle| \begin{array}{l} \frac{du}{dt} = 1 \\ v = \int \sin(t) dt = -\cos(t) \end{array} \right\rangle = t^2 \sin(t) - 2(-t \cos(t) + \int \cos(t) dt) = \\ &= t^2 \sin(t) + 2t \cos(t) - 2 \sin(t) + C = (t^2 - 2) \sin(t) + 2t \cos(t) + C. \end{aligned} \quad (42)$$

$$\begin{aligned} \int t^2 \cos(t) dt &= \left\langle \begin{array}{l} u = t^2 \\ \frac{dv}{dt} = \cos(t) \end{array} \middle| \begin{array}{l} \frac{du}{dt} = 2t \\ v = \int \cos(t) = \sin(t) \end{array} \right\rangle = t^2 \cdot \sin(t) - 2 \int t \cdot \sin(t) dt = \\ &= \left\langle \begin{array}{l} u = t \\ \frac{dv}{dt} = \sin(t) \end{array} \middle| \begin{array}{l} \frac{du}{dt} = 1 \\ v = \int \sin(t) = -\cos(t) \end{array} \right\rangle = t^2 \cdot \sin(t) - 2[-t \cos(t) + \int \cos(t) dt] = \\ &= t^2 \cdot \sin(t) + 2t \cos(t) - 2 \sin(t) + C_2. \end{aligned} \quad (43)$$

The general solution of equation (37) takes the final form:

$$\begin{cases} x(t) = t \cdot \sin(t) + \cos(t) \\ y(t) = (t^2 - 2) \sin(t) + t \cos(t) + C \end{cases} \quad (44)$$

where C is any real constant.

### • Graphical interpretation of solution

In order to present the graphic interpretation of the parametric solution of equation (37), we use the following algorithm of *Mathematica* program [1], [3], [5], [7], [15]-[17].

#### **Program Mathematica**

```
ParametricPlot[
  {{t*Sin[t]+Cos[t], (t^2-2)*Sin[t]+2*t*Cos[t]+5},
  {t*Sin[t]+Cos[t], (t^2-2)*Sin[t]+2*t*Cos[t]+20}},
  {t, -2Pi, 2Pi}, PlotRange->{-20, 40},
  Axesorigin->{0, 0},
  Background->RGBColor[1, 1, 0.85],
  PlotStyle->
  {{RGBColor[0, 0.5, 1], Thickness[0.0065]},
  {RGBColor[1, 0.5, 0], Thickness[0.0065]}},
  AxesStyle->Thickness[0.0035],
  AxelLabel->{"x", "y"},
  GridLines->Automatic,
  TextStyle->{FontFamily->"Arial", FontSize->12}]
```



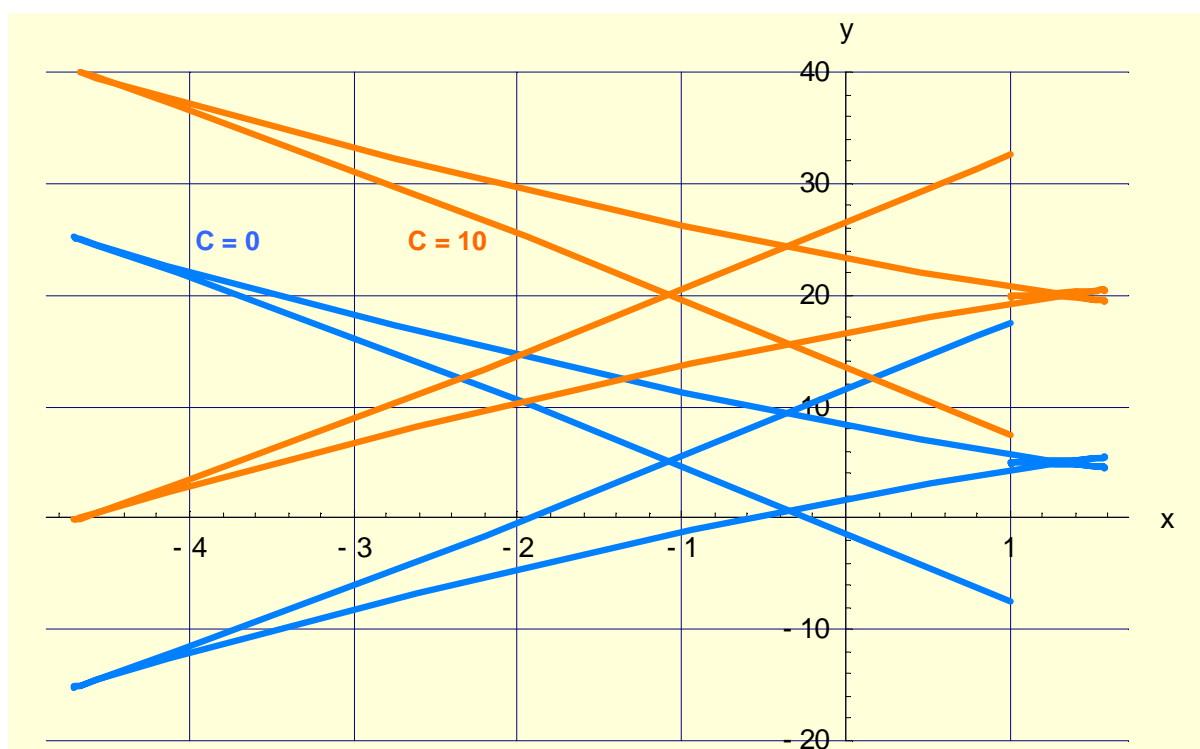


Fig. 4. Graphical interpretation of solution (44) of differential equation (37) for parameter  $-2\pi < t < 2\pi$ , values  $-5 < x < 2$ ,  $-20 < y < 40$  and constant  $C = 0$  or  $C = 10$

Source: Elaboration of the Authors

### 3. Conclusions

- Equations of type  $x = f(y')$  can be solved by using the substitution  $y' = t$  thus obtaining a solution in the form of a system of parametric equations.
- The Mathematica numerical program can be used to interpret graphically the solution of the equation  $x = f(y')$ .

### Literature

- [1] Abell M.L., Braselton J.P.: *Mathematica by example. Revised edition.* AP Professional. A Division of Harcourt Brace & Company. Boston San Diego New York London Sydney Tokyo Toronto 1994.
- [2] Birkhoff G., Rota G.C.: *Ordinary differential equations.* Blaisdell, Waltham MA, the 2<sup>nd</sup> edition, 1969.
- [3] Blachman N.: *Mathematica: A Practical Approach.* Prentice-Hall, 1992.
- [4] Boyce W.E., DiPrima R.C.: *Elementary differential equations.* Wiley. New York, the 4<sup>th</sup> edition, 1986.
- [5] Crandall R.E.: *Mathematica for sciences.* Addison-Wesley, 1991.
- [6] Данко П.Е., Попов А.Г., Кожевникова Т.Я.: *Высшая математика в упражнениях и задачах. Часть II.* Изд. «Высшая школа», Москва 1980, изд. 3 перер. и доп.
- [7] Gray T.W., Glynn J.: *Exploring mathematics with Mathematica.* Addison-Wesley, Reading, MA, 1991.
- [8] Hille E.: *Lectures on ordinary differential equations.* Addison-Wesley, Reading, MA, 1969.

- [9] Krasnov M.L., Kiselyov A.I., Makarenko G.I.: *A book of problems in ordinary differential equations*, Mir Publishers, Moscow 1981.
- [10] Kudryavtsev V.A., Demidovich B.P.: *A brief course of higher mathematics*. Mir Publishers, Moscow 1981.
- [11] Meyberg K., Vachenauer P.: *Höhere Mathematik 1. Differential- und Integralrechnung, Vector- und Matrizenrechnung*. Springer-Verlag, Berlin Heidelberg New York, Sechste, korrigierte Auflage, 2001.
- [12] Meyberg K., Vachenauer P.: *Höhere Mathematik 2. Differentialgleichungen, Funktionentheorie, Fourier-Analyse, Variationsrechnung*. Springer-Verlag, Berlin Heidelberg New York, Vierte, korrigierte Auflage, 2001.
- [13] Pennisi L.L.: *Elements of ordinary differential equations*. Holt. New York, 1972.
- [14] Rabenstein A.L.: *Elementary differential equations*. Academic. New York, 3<sup>rd</sup> edition, 1982.
- [15] Ross C.C.: *Differential equations. An introduction with Mathematica*. Springer-Verlag. New York Berlin Heidelberg London Paris Tokyo Hong Kong Barcelona Budapest, 1995.
- [16] Trott M.: *The Mathematica guide book for symbolics*. Springer, New York 2006.
- [17] Wolfram S.: *The Mathematica Book, 4<sup>th</sup> edition*. Champaign and Cambridge: Wolfram Media and Cambridge University Press, 1999.
- [18] Zwillinger D.: *Handbook of differential equations. Second edition*. Academic Press, 1992.