



Thermal Deformation of Moulding and Core Sands with an Inorganic Binder Containing a Relaxation Additive

A. Bobrowski *, D. Drożyński, J. Jakubski, M. Szumera, K. Kaczmarek, B. Grabowska

AGH University of Technology,
Reymonta Str. 23, 30-059 Kraków, Poland

* Corresponding authors. E-mail address: arturb@agh.edu.pl

Received 19.09.2018; accepted in revised form 14.11.2018

Abstract

The paper presents the results of an investigation of the thermal deformation of moulding sands with an inorganic (geopolymer) binder with a relaxation additive, whose main task is to reduce the final (residual) strength and improves knocking-out properties of moulding sand. The moulding sand without a relaxation additive was the reference point. The research was carried out using the hot-distortion method (DMA apparatus from Multiserw-Morek). The results were combined with linear deformation studies with determination of the linear expansion factor (Netzsch DIL 402C dilatometer). The study showed that the introduction of relaxation additive has a positive effect on the thermal stability of moulding sand by limiting the measured deformation value, in relation to the moulding sand without additive. In addition, a relaxation additive slightly changes the course of the dilatometric curve. Change in the linear dimension of the moulding sand sample with the relaxation additive differs by only 0.05%, in comparison to the moulding sand without additive.

Keywords: Moulding sand, Inorganic binder, Geopolymer, Thermal deformation, Dilatometric studies

1. Introduction

The search for new, ecological and cheap foundry materials led to the development of inorganic binders. Moulding sands made with their participation are characterized by good mechanical properties [1-10]. Inorganic binders allow to obtain castings of high surface quality and they do not emit harmful gaseous products when moulds are poured with liquid metal [11]. Their main disadvantage is poor knocking out and poor susceptibility to the mechanical reclamation process [12-19]. High workload associated with knocking out and cleaning of castings, in particular of a complex shape, means that productivity decreases and production costs increase. Therefore, for many years, methods to reduce these technological inconveniences have been looked for [20-25].

The most well-known inorganic binder used in the moulding sand technology is hydrated sodium silicate, commonly known as water glass. Moulding sands with water glass can be cured with physical agents (temperature, microwave radiation) and through a chemical reaction - using a hardener. Their characteristic feature is an increase in the strength of sands as a result of the influence of temperature. It is observed twice. The first strengthening occurs in the temperature range of 200-300°C, while the second in the range of 600-800°C (the so-called II maximum strength) [12, 26-29]. The occurrence of the first maximum is attributed to the dehydration of unbound hydrated sodium silicate, and the second is the result of melting of dehydrated sodium silicate. There is a reaction between Na_2CO_3 and SiO_2 and formation of the $\text{Na}_2\text{O}\cdot 2\text{SiO}_2$ phase [27], the high strength of which leads to technological problems related to the difficulty of knocking out

moulds and cores. Increasing requirements concerning the environmental protection mean that moulding sands with inorganic binders are again gaining popularity. The result of research work in the field of improving the properties of sands with inorganic binders was the development of the geopolymer binders Rudal A and Geopol[®] offered by the Czech Company Sand-Team. They are described as modified water glasses containing inorganic polymers based on silicon and aluminium [22, 30-32]. The Rudal A system is dedicated to the technology based on the curing process under the influence of gaseous CO₂, whereas the Geopol[®] binder is intended for the preparation of moulding sands using the SA71-SA75 ester hardeners.

The own studies indicate, that the substitution of the hydrated sodium silicate binder by the geopolymer does not eliminate the problem of poor knocking out and low susceptibility to the mechanical reclamation process. Therefore, the paper [33] presents the effects of work related to improving this group of moulding sands with the use of mineral relaxant additives.

When modifying the composition of moulding or core sands, by introducing additional components, it should be borne in mind, that such operation should not adversely affect the mechanical and technological properties of sands.

From the point of view of technology, an important issue concerning the behaviour of moulding and core sands under the conditions of pouring moulds with liquid metal is their thermal deformation, which determines obtaining castings free of defects, with high dimensional accuracy, meeting quality requirements. In papers [34-37] discussing thermal deformations of moulding sands, it was pointed out that the mathematical models - currently used in simulation systems - also take into account the problem of dilatation between the mould and the casting, solidifying under the influence of high temperatures. The parameters used in these thermomechanical models (Young's modulus, Poisson's coefficient, yield point) and their changes with temperature changes are not really known for thermally unstable materials such as moulding or core sands.

The article presents the results of thermal deformation tests (hot-distortion) and the results of dilatometric examinations made for moulding sands with an inorganic binder with relaxation additives.

2. Materials for research

Material for investigations consisted of moulding sand with the inorganic binder Geopol[®], containing mineral relaxants prepared on the basis of quartz sand from the "Szcakowa" mine. For comparison, moulding sand without additives was used. The sands were prepared according to the composition shown in Table 1.

Table 1.

Quantitative composition of moulding sands with the inorganic binder Geopol[®]

| Sample | Type of the relaxation additive | Content of the additive in sand, parts by weight | Quartz sand, parts by weight | Content of the binder Geopol [®] , parts by weight | Content of the hardener SA72, % in relation to the binder |
|--------|---------------------------------|--|------------------------------|---|---|
| M0 | - | - | 100 | 12 | 8 |
| M1 | S1 | 2 | 100 | 12 | 8 |
| M2 | S2 | 1 | 100 | 12 | 8 |

For the tested additives and quartz sand, constituting the matrix of moulding sands, the sieve analysis was performed. Selected parameters of the tested samples obtained on its basis are presented in Table 2.

3. Research methodology

The research using the DMA apparatus from Multiserw-Morek, which allows to determine the temperature stability of sands and their tendency to deformations caused by thermal loads, were carried out. The measurement method consists of heating the sample and recording the deformation as a function of time (or temperature) until it is destroyed, or reaching the maximum deformation resulting from the limitations of the apparatus [38].

Dilatometric studies were performed using the Netzsch DIL 402C dilatometer. Samples measuring 25×8×6 mm were used. The heating rate was 10°C/min and the pusher pressure was 15 cN. This method also allowed to determine the coefficient of linear expansion, described by the law showing the body length dependence on temperature (1) [33, 39,40]:

$$l_T = l_0(1 + \alpha\Delta T) \quad (1)$$

where:

l_T - body length at temperature T ,

l_0 - body length at temperature T_0 ,

$\Delta T = T - T_0$,

α - linear expansion coefficient.

After the transformation of the equation 1 to form 2, one can determine α (the linear expansion coefficient) which is equal to the tangent of the slope angle of the curve in the graph showing the dependence of the relative elongation $\Delta l/l_0$ on the temperature increase ΔT .

$$\frac{l_T - l_0}{l_0} = \alpha\Delta T \quad (2)$$

Table 2.

Sieve analysis of relaxation additives and quartz sand [33]

| Parameter | Unit | Sample | | |
|-----------------------------------|--------------------|-----------------|--------------------|----------------|
| | | Additive S1 | Additive S2 | Quartz sand |
| Main fraction | | 0.16/0.10/0.071 | 0.071/0.056/bottom | 0.32/0.20/0.16 |
| Average grain size, d_L | mm | 0.08 | 0.06 | 0.23 |
| Average grain size, $D50$ | mm | 0.10 | 0.07 | 0.26 |
| Share of the main fraction, F_g | % | 92.61 | 82.96 | 81.94 |
| Distribution coefficient, S_0 | - | 1.27 | 1.93 | 1.27 |
| Inclination indicator, S_k | - | 1.04 | 0.98 | 1.00 |
| Degree of homogeneity, GG | % | 61.00 | 21.00 | 68.00 |
| Specific surface, S_t | m ² /kg | 27.36 | 38.35 | 9.42 |

4. Results and their discussion

Figure 1 shows the deformation of the moulding sand with the geopolymer binder Geopol[®].




Fig. 1. Deformation of moulding sand with the geopolymer binder Geopol[®] during hot-distortion tests [33]

The obtained research results indicate, that the introduction of the relaxation additive "S1" (sand M1) and additive "S2" (sand M2) favours the thermal stabilization and limits the deformation value in relation to the moulding sand without additions (sand M0) (Fig. 2 and 3). A detailed analysis of the degree of deformation showed that the deformation value of the moulding sand without additives (sand M0) was initially +0.30 mm. Then, the change in the direction of deformation was recorded, and the final deformation value was -1.1%, in relation to the initial value. For the sand sample marked M1 the maximum strain of +0.35 mm was recorded while for M2 sand +0.75%.

The results of dilatometer tests show, that moulding sand with the geopolymer binder, which did not contain mineral additives, is characterized by a gentle course of the curve expressing the dependence of the linear dimension change of the sample in relation to the temperature. In a large part this course can be characterized as linear. In the temperature range 515-519°C the largest change in the sample size was recorded (approximately 0.80%), in relation to the initial dimension (Fig. 4) [33].

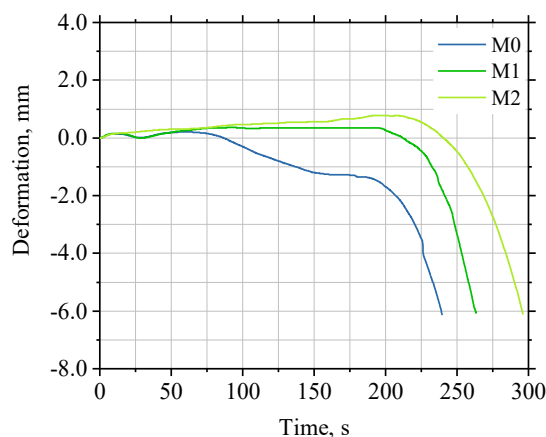


Fig. 2. Dependence of the thermal deformation of moulding sands with the geopolymer binder Geopol[®] on the heating time

In the case of moulding sand M1, the course of the dilatometric curve changes only slightly (Fig. 5). The average increase in the linear dimension of the sample is 0.85%, which is close to the moulding sand without additives.

Introduction of additive "S2" (sand M2) to the moulding sand with the geopolymer binder caused almost two times increase of the linear dimension of the sample - on average 1.52% (Fig.6), in relation to moulding sand with the additive "S1" (sand M1). This should be taken into account when designing the technological process in the foundry. However, it should be remembered that dilatometric examinations take place under conditions in which no forces are inhibited to increase the linear dimensions of the sample. Under real conditions, the movement of the moulding sand in the casting mould is limited - on the one hand - by the forming box, and - on the other - by the metallostatic pressure. The same occurs in the case of cores [33].

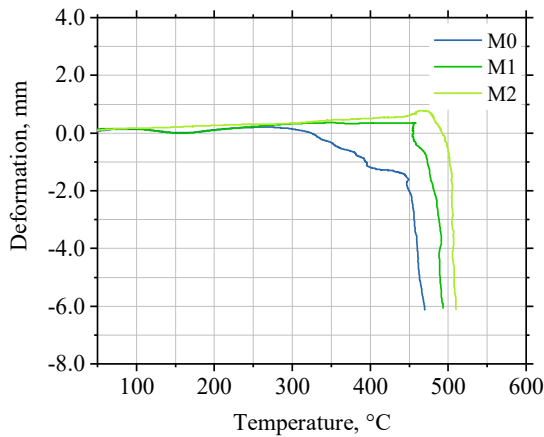


Fig. 3. Dependence of the thermal deformation of moulding sands with the geopolymer binder Geopol® on the temperature

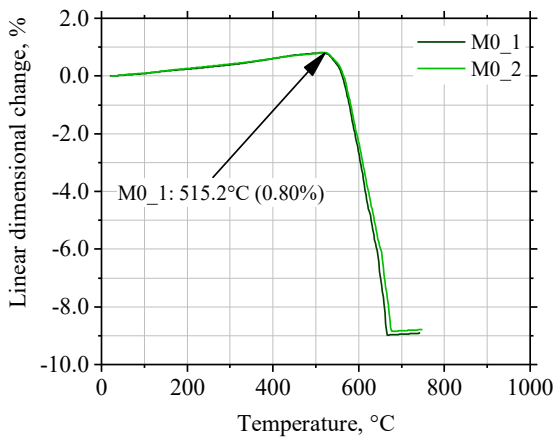


Fig. 4. Dilatometric curves for moulding sand M0

Figure 7 shows, that the introduction of relaxation additives to moulding sands with the geopolymer binder does not reduce their resistance to the temperature. In each case considered, the moulding sand sample degraded below 520°C, which may also be related to the thermal expansion of the matrix as a result of polymorphic transformation of quartz.

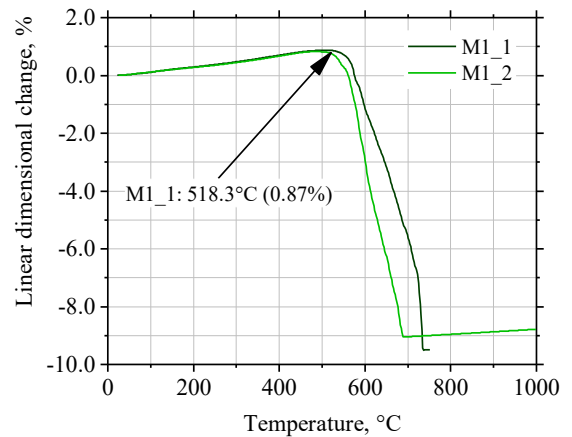


Fig. 5. Dilatometric curves for moulding sand M1

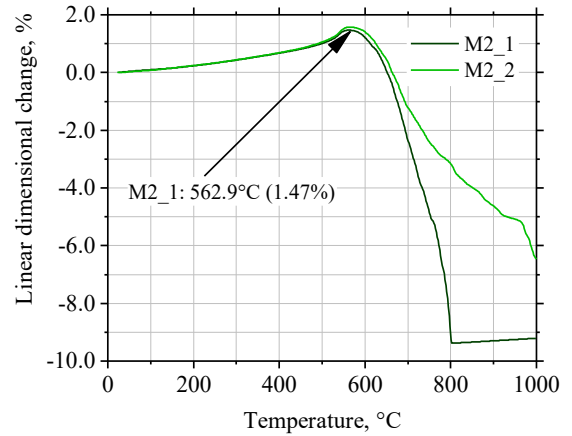


Fig. 6. Dilatometric curves for moulding sand M2

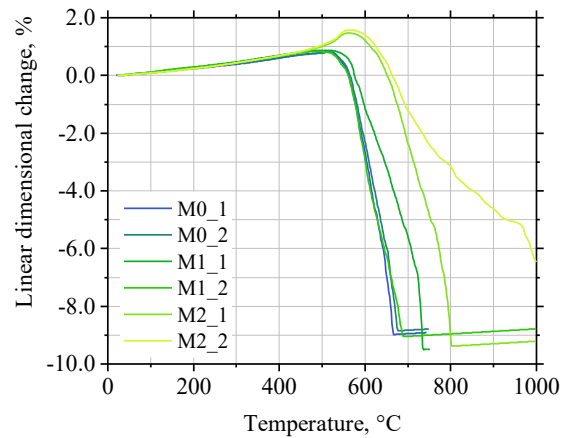


Fig. 7. A set of dilatometric curves for the examined sands

Table 3 presents the value of the linear expansion coefficient of the samples determined in the given temperature range.

Table 3.

The thermal expansion coefficients for moulding sands with the geopolymer binder and mineral relaxation additives

| Designation of sand sample | Temperature range, °C | The value of the linear coefficient of thermal expansion $\alpha \times 10^{-6} \text{K}^{-1}$ | The average value of the linear coefficient of thermal expansion $\alpha \times 10^{-6} \text{K}^{-1}$ |
|----------------------------|-----------------------|--|--|
| M0_1 | 25-500 | 16.57 | 16.41 |
| M0_2 | 25-500 | 16.24 | |
| M1_1 | 25-500 | 18.06 | 18.28 |
| M1_2 | 25-450 | 18.51 | |
| M2_1 | 25-500 | 21.13 | 21.65 |
| M2_2 | 25-500 | 22.17 | |

The obtained results indicate that the introduction of relaxation additives to sands causes an increase of the value of the linear expansion coefficient. In relation to sands without additives, an increase of 11% was recorded for moulding sand with additive "S1" (sand M1) and nearly 32% increase for moulding sand containing additive "S2" (sand M2) (Table 3).

5. Conclusions

Based on the results of the research, the written below conclusions were formulated.

- Introduction of the relaxation additive "S1" (sand M1) and additive "S2" (sand M2) promotes thermal stabilization and limits the deformation value, in relation to moulding sand without additions (sand M0)
- Moulding sand with the geopolymer binder without mineral additives, is characterized by a gentle course of the curve of the linear dimension change of the sample with respect to the temperature. This curve in a large part can be characterized as linear.
- Dilatometer curve for moulding sand with additive "S2" changes only slightly. The average increase in the linear dimension of the sample is 0.85%, which is close to the moulding sand without additive.
- Using additive "S1" as a loosening material should not significantly affect the deformation of the mould cavity, and the dimensional accuracy of the castings.
- When additive "S2" is added (moulding sand M2), the linear dimension of the sample increases almost twice as much as when additive "S1" is added (moulding sand M1). However it should be remembered that unlike under the measurement conditions, the moulding sand movement in the casting mould is limited - on the one hand - by the moulding box, and - on the other - by metalostatic pressure, as well as the construction of the casting, which can counteract this phenomenon.
- Addition of relaxation additives to moulding sand with the geopolymer binder does not reduce their resistance to the temperature. The sand samples were degraded at a similar temperature (below 520°C), which may result

from the polymorphic quartz transformation taking place and the change in the matrix volume associated with it.

- The course of dilatometric curves is similar to the course of curves of the thermal deformation of moulding sands (hot-distortion). Both research methods allow to capture characteristic points where the maximum deformation of the sample occurs.

Acknowledgements

The work was realised within the project 'Incubator of Innovation+' competition realised by the consortium of the Stanislaw Staszic AGH University of Science and Technology in Krakow, Center for Technology Transfer AGH and the Krakow Center for Innovative Technologies INNOAGH Ltd. 'Management support of the research and commercialization of R&D results in scientific units and enterprises' under SG OP 2014-2020, Measure 4.4 – 'Increasing the human resources potential of R&D' (Decision numer D-WPP/3/2).

References

- [1] Dobosz, St.M., Jelínek, P. & Major-Gabryś, K. (2011). Development tendencies of moulding and core sands. *China Foundry*.8(4), 438-446.
- [2] Dobosz, St.M. & Major-Gabryś, K. (2008). The mechanism of improving the knock-out properties of moulding sands with water glass. *Archives of Foundry Engineering*. 8(1), 37-42.
- [3] Dobosz, St.M., Major-Gabryś, K. (2006). Self-hardenable moulding sands with water glass and new ester hardener. *Materials Engineering*. 27(3), 576-579. (in Polish).
- [4] Stachowicz, M. & Granat, K. (2017). Long-term effects of relative humidity on properties of microwave hardened moulding sand with sodium silicate. *Archives of Foundry Engineering*. 17(3), 127-132. DOI:10.1515/afe-2017-0104.
- [5] Stachowicz, M., Granat, K. & Małachowska, A. (2014). Comparison of classical methods and modern microwave to manufacturing cores from water glass containing moulding sands. *Archives of Foundry Engineering*. 14(spec. 2), 83-88. (in Polish).
- [6] Holtzer, M., Drożyński, D., Bobrowski, A. & Plaza, W. (2014). Influence of binding rates on strength properties of moulding sands with the GEOPOL binder. *Archives of Foundry Engineering*. 14(1), 37-40. DOI:10.2478/afe-2014-0009.
- [7] Bobrowski, A., Stypuła, B., Hutera, B., Kmita, A., Drożyński, D. & Starowicz, M. (2012). FTIR spectroscopy of water glass – the binder moulding modified by ZnO nanoparticles. *Metalurgija*. 51(4). 477-480.
- [8] Pezarski, F., Smoluchowska, E. & Izdebska-Szanda, I. (2008). The use of geopolymer binder for the production of iron alloy castings. *The Transactions of the Foundry Research Institute*. XLVIII (2), 19-34.
- [9] Löchte, K., Boehm, R. (2006). *Inorganic binders: Properties and experience*. Word Foundry Congress.

- [10] Manning, R.L. & Zaretsky, L.S. (1997). New generation of inorganic binders. *AFS Transactions*. 105, 205-209.
- [11] Bobrowski, A., Holtzer, M., Żybankowska-Kumon, S. & Dańko, R. (2015). Harmfulness assessment of moulding sands with a geopolymer binder and a new hardener, in an aspect of the emission of substances from the BTEX group. *Archives of Metallurgy and Materials*. 60(1), 341-344.
- [12] Major-Gabryś, K. (2016). *Environmentally friendly foundry moulding and core sands*. Archives of Foundry Engineering. Katowice-Gliwice. (in Polish).
- [13] Stachowicz, M. (2015). Possibilities of waste binder reclamation using the example of moulding sands with water glass hardened by the conventional drying process. *The Transactions of the Foundry Research Institute*. 55(2), 29-41.
- [14] Stachowicz, M. & Granat, K. (2014). Research on Reclamation and Activation of Moulding Sands Containing Water-Glass Hardened with Microwaves. *Archives of Foundry Engineering*. 14(2), 105-110. DOI:10.2478/afe-2014-0046.
- [15] Huafang, W., Zitian, F., Shaoqiang, Y., Fuchu, L. & Xuejie, L. (2012). Wet reclamation of sodium silicate used sand and biological treatment of its wastewater by *Nitzschia palea*. *China Foundry*. 9(1), 34-38.
- [16] Kamińska, J. & Dańko, J. (2013). Granulation of After Reclamation Dusts from the Mixed Sands Technology: Water Glass – Resolit. *Archives of Foundry Engineering*. 13(2), 65-70. DOI: 10.2478/afe-2013-0038.
- [17] Dańko, J., Kamińska, J. & Skrzyński, M. (2013). Reclamation of spent moulding sands with inorganic binders in the vibratory reclaimer Regmas. *Archives of Metallurgy and Materials*. 58(3), 993-996. DOI:10.2478/amm-2013-0117.
- [18] Fan, Z., Huang, N., Wang, H. & Dong, X. (2005). Dry reusing and wet reclaiming of used sodium silicate sand. *China Engineering*. 2(1), 38-43.
- [19] Drożyński, D., Bobrowski, A. & Holtzer, M. (2015). Influence of the reclaim addition on properties of moulding sands with the GEOPOL binder. *Archives of Foundry Engineering*. 15(1), 138-142. DOI:10.1515/afe-2015-0025.
- [20] Izdebska-Szanda, I. & Baliński, A. (2011). New generation of ecological silicate binders. *Procedia Engineering*. 10, 887-893. DOI:10.1016/j.proeng.2011.04.146.
- [21] Baliński, A. (2017). Effect of the way of modification of hydrated sodium silicate on the effectiveness of the changes in the residual strength of a moulding sand. *The Transactions of the Foundry Research Institute*. LVII(3), 161-168. DOI: 10.7356/ioid.2017.14.
- [22] Pezarski, F., Izdebska-Szanda, I., Smoluchowska, E., Świder, R. & Pysz, A. (2011). Application of molding sands with a geopolymer binder for the production of Al alloy castings. *The Transactions of the Foundry Research Institute*. LI(2), 23-34. DOI: 10.7356/ioid.2011.6. (in Polish).
- [23] Dobosz, St.M., Major-Gabryś, K. Alternative ester hardener for moulding sands with water glass. *Materiały XXXI Konferencji Naukowej z okazji Dnia Odlewnika 2007*. 33-38. (in Polish).
- [24] Holtzer, M. (2002). Directions of development of molding and core sand with inorganic binders in the aspect of reducing the negative impact on the environment. *Archives of Foundry*. 3, 50-56. (in Polish).
- [25] Chun-xi, Z. (2007). Recent advances in waterglass sand technologies. *China Foundry*. 4(1), 013-017.
- [26] Lewandowski, J.L. (1997). *Materials for foundry molds*. Cracow. Akapit Publisher.
- [27] Jelinek, P. (2004). *Bonding systems of reduction compounds*. Ostrawa. (in Czech).
- [28] Jelinek, P. (1968). *Influence of Al₂O₃ on the disintegration of CT - mixture*. Sbornik vedeckych prací Vysoke Skoly Banske v Ostrave XIV, C.6. Ostrava. (1968).
- [29] Korzeniowska, M. (2008). Effect of hydrated sodium silicate structure as a binder of molding sands on the properties of silica gel at high temperatures. PhD thesis. Kraków.
- [30] Pezarski, F., Izdebska-Szanda, I. & Smoluchowska, E. (2008). Research on the improvement of properties and the use of new inorganic binders to production ecological moulding and core sands. *The Transactions of the Foundry Research Institute*. XLVIII (2), 48-56. DOI: 10.7356/ioid.2008.10.
- [31] Pezarski, F., Izdebska-Szanda, I., Smoluchowska, E., Świder, R. & Pysz, A. (2011). Model research on the reclamation process of used moulding sands with a new inorganic binder intended for the production of Al alloy castings. *The Transactions of the Foundry Research Institute*. LI (3), 37-57. DOI: 10.7356/ioid.2011.11.
- [32] Burian, A. & Novotný, J. (2008). Production of molds and cores with an ecological binder system. XI Materiały konferencyjne z Konferencji Odlewniczej Technical 2008. 81-91. (in Polish).
- [33] Bobrowski, A. (2018). *Dehydroxylation phenomenon of selected mineral materials from the group of aluminosilicates as a factor determining of knocking out improvement of moulding sands with an inorganic binder*. Archives of Foundry Engineering, Katowice-Gliwice.
- [34] Ignaszak, Z. (2008). Chosen aspects of thermo-mechanical phenomena in resin bonded sands by use of Hot Distortion tests. *Archives of Foundry Engineering*. 8(spec.1), 137-142.
- [35] Ignaszak, Z. (2011). Contribution to determination of the life time of chemically self-hardening mould sand. *Archives of Foundry Engineering*. 11(4), 55-60.
- [36] Ignaszak, Z., Popielarski, P. & Stręć, T. (2011). Estimation of Coupled Thermo-Physical and Thermo-Mechanical Properties of Porous Thermolabile Ceramic Material using Hot Distortion Plus® Test. *Defect and Diffusion Forum Vols*. 312-315, 764-769. DOI:10.4028/www.scientific.net/DDF.312-315.764.
- [37] Ignaszak, Z. & Prunierb, J.B. (2013). Synergy of Practical Knowledge of Molding Sands Reclamation in Heavy Casting Foundry of Iron Alloys. *Archives of Foundry Engineering*. 13(3), 30-36.
- [38] Jakubski, J. & Dobosz, St.M. (2003). Analysis of thermal deformation of moulding sands using a DMA apparatus. *Archives of Foundry*. 9, 246-251 (in Polish).
- [39] Szumera, M. Characteristics of selected thermal methods (part 2). *LAB*. 18(1), 24-33 (in Polish).
- [40] Pieczonka, T. (2010). *Dilatometric method for determining the linear coefficient of thermal expansion of solid materials*. Krakow. (in Polish).