



Quarterly peer-reviewed scientific journal

ISSN 1505-4675
e-ISSN 2083-4527

TECHNICAL SCIENCES

Homepage: www.uwm.edu.pl/techsci/



THE ANALYSIS OF THE RELATIONS BETWEEN POROSITY AND TORTUOSITY IN GRANULAR BEDS

Wojciech Sobieski, Seweryn Lipiński

Department of Mechanics and Basics of Machine Construction
University of Warmia and Mazury in Olsztyn

Received 15 December 2015, accepted 13 December 2016, available online 27 January 2017

Key words: porous media, granular beds, porosity, tortuosity.

Abstract

In the paper, functions describing different porosity-tortuosity relations were collected, and then the tortuosity values were calculated for a one granular bed consisting of spherical particles with normal distribution of diameters. Information about the bed porosity and particle sizes was obtained from measurements conducted for an artificial granular bed, consisting of glass marbles. The results of calculations were compared with the results of two other methods of tortuosity determination, performed for the same case (details are not described in this paper): the first of them uses the Path Tracking Method, the second one – information about the velocity components in a creeping flow (the Lattice-Boltzmann Method was applied to obtain the velocity field in the flow). The main aim of our article was to test whether the functions linking tortuosity with porosity, which are available in the literature, give similar results as the methods described above. To achieve this aim, the relative errors between results of calculations for the collected formulas and values from the both previous mentioned methods were calculated.

Introduction

Tortuosity is one of the most important parameters describing the porous beds. Tortuosity τ [m/m] is defined as the ratio of the actual path length inside pore channels L_p [m] to the thickness of the porous medium L_0 [m] (BEAR 1972, DIAS et al. 2006).

$$\tau = \frac{L_p}{L_0} \quad (1)$$

Correspondence: Wojciech Sobieski, Katedra Mechaniki i Podstaw Konstrukcji Maszyn, Uniwersytet Warmińsko-Mazurski, ul. M. Oczapowskiego 11, 10-957 Olsztyn, phone: 89 523 32 40, e-mail: wojciech.sobieski@uwm.edu.pl.

The tortuosity term became widespread among others by Kozeny (KOZENY 1927, SOBIESKI 2014), who corrected the value of the hydraulic drop occurring during fluid flow through a porous body by using this parameter.

A popular relationship between tortuosity and velocity, was presented by Carman as a correction of the Kozeny formula (CARMAN 1937, SOBIESKI 2014). In a general case, the path length L_p in the formula (1) may be understood as a geometrical quantity (geometric tortuosity) or as a flow property (hydraulic tortuosity) – see Figure 1.

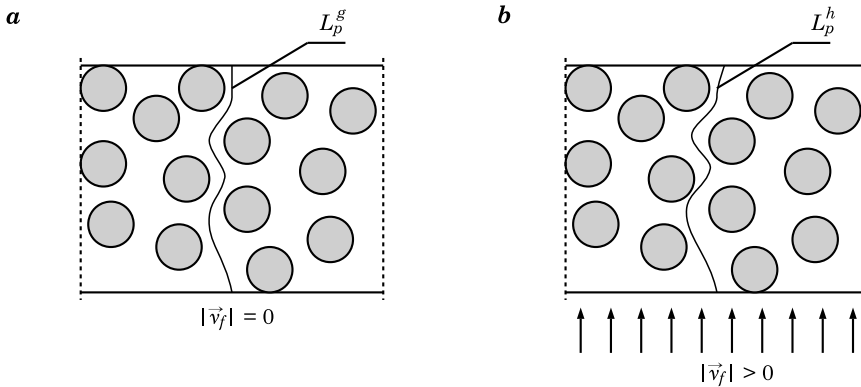


Fig. 1. The visualization of the tortuosity definition: *a* – geometric, *b* – hydraulic

The geometric tortuosity may be obtained in three different ways. The most common method is the use of a function linking it with other parameters characterizing geometry of the porous body. In this approach, it is usually assumed that the geometric tortuosity is a direct function of the porosity. In the literature, many functions may be found (derived empirically or analytically), where relationships between these quantities are proposed (YU, LI 2004, VALLABH 2009, AHMADI et al. 2014, ALLAN, SUN 2014, KONG et al. 2015). The second method involves the use of an experiment. Here, the computed tomography and image analysis (CT\IA) (WU et al. 2006, GOMMES et al. 2009, EBNER et al. 2013), acoustic methods (JOHNSON et al. 1982, KOCHAŃSKI et al. 2000, LI et al. 2010), optical methods (NWAIZU, ZHANG 2012), as well as the other methods (GAO et al. 2012) are used. In the third approach, the so-called Path Tracking Method (PTM) is used. In this method, the direction or shape of the porous space is tracked with the help of appropriate numerical algorithms (NAKASHIMA, KAMIYA 2007, STARLY et al. 2007, SOBIESKI et al. 2009). To reach it, firstly the geometry of the pore part is determined, and then its arrangement in the space is traced. When the path length L_p is known, the tortuosity may be finally calculated (SOBIESKI 2009, SOBIESKI, LIPIŃSKI 2013, SOBIESKI et al. 2016a, b).

The hydraulic tortuosity can be computed from fluid velocity fields. These fields may be obtained by means of the Computational Fluid Dynamics (CFD) method. The Lattice-Boltzmann Method (LBM) is the most popular (FENG et al. 2007, NABOVATI, SOUSA 2007, MATYKA et al. 2008, WANG 2014). Another possibility is the application of the Finite Volume Method (FVM) or the Immersed Boundary Method (IBM).

Our article is a direct continuation of the studies described in a monograph of SOBIESKI et al. (2016). In these studies, different experimental, analytical, as well as numerical tests (e.g. the Lattice Boltzmann Method and the Immersed Boundary Method) related to the same porous bed, consisting of glass marbles, were performed.

Review of the functions linking porosity with tortuosity

Table 1 shows a review of the functions which describe the porosity and tortuosity relation. Two main groups of correlation functions may be distinguished. The first group is intended for systems containing squares (in 2D

Table 1

Review of formulas for calculating the tortuosity

Source	Application	Formula
1	2	3
MAXWELL (1881) [ALLAN, SUN (2014)]	array of spheres in 3D, dilute suspension	$\tau = 1 + \frac{1}{2}(1 - e)$
RAYLEIGH (1892), [ALLAN, SUN (2014)]	array of cylinders in 2D	$\tau = 2 - e$
BARTELL, OSTERHOF (1928) [LANFREY et al. (2010), AHMADI et al. (2014)]	packed beds	$\tau = 0.5 \pi$
CARMAN (1937) [LANFREY et al. (2010), AHMADI et al. (2014)]	packed beds	$\tau = \sqrt{2}$
MACKIE, MEARES (1955) [ALLAN, SUN (2014)]	diffusion of electrolytes in membrane	$\tau = \left(\frac{2 - e}{e}\right)^2$
WEISSBERG (1963) [AHMADI et al. (2014), ALLAN, SUN (2014)]	bed of uniform spheres (applicable to overlapping, non-uniform spheres)	$\tau = 1 - 0.49 \ln e$
BEAR (1972) [DIAS et al. (2006, AHMADI et al. (2014), ALLAN, SUN (2014)]	granular beds	$\tau = \frac{1}{e^C}$, where C is a constant
KIM et al (1987) [ALLAN, SUN (2014)]	isotropic systems, $0 < e < 0.5$	$\tau = e^{-0.4}$

cont. Table 1

1	2	3
DU PLESSIS, MASLIYAH (1988), [AHMADI et al. (2014), ALLAN, SUN (2014)]	isotropic granular media	$\tau = \frac{e}{1 - (1 - e)^{2/3}}$
COMITI, RENAUD (1989) [TANG et al. (2012), AHMADI et al. (2014), ALLAN, SUN (2014)]	beds packed with spherical and cubic particles,	$\tau = 1 - C \ln e,$ where C is a constant (0.63 in TANG et al. (2012) for cubic particles, 0.41 in LANFREY et al. (2010) for packed beds)
IVERSEN, JØRGENSEN (1993) [AHMADI et al. (2014), ALLAN, SUN (2014)]	sandy marine sediments, $0.4 < e < 0.9$	$\tau = \sqrt{1 + 2(1 - e)}$
BOUDREAU (1996) [LANFREY et al. (2010), AHMADI et al. (2014), ALLAN, SUN (2014)]	packed beds	$\tau = \sqrt{1 - \ln(e^2)}$
KOPONEN et al. (1996) [TANG et al. (2012), AHMADI et al. (2014), ALLAN, SUN (2014)]	2D random overlapping mono-sized squares, $0.5 < e < 1$	$\tau = 1 + 0.8(1 - e)$
KOPONEN et al. (1997) [TANG et al. (2012), ALLAN, SUN (2014)]	2D random overlapping mono-sized squares, $0.4 < e < 0.9$	$\tau = 1 + 0.65 \frac{1 - e}{(e - 0.33)^{0.19}}$
YU, LI (2004) YU, LI (2004), TANG et al. (2012)]	2D square particles	$\tau = \frac{1}{2} \left[1 + \frac{\alpha}{2} + \alpha \frac{\sqrt{\left(\frac{1}{\alpha} - 1\right)^2 + \frac{1}{4}}}{1 - \alpha} \right]$ where $\alpha = \sqrt{1 - e}$
MATYKA et al. (2008) [KONG et al. (2015)]	2D random overlapping mono-sized squares	$\tau = 1 - 0.77 \ln(e)$
LANFREY et al. (2010) [LANFREY et al. (2010), ALLAN, SUN (2014)]	bed of spheres	$\tau = 1.23 \frac{(1 - e)^{4/3}}{e\phi^2}$ where ϕ is a shape factor
DUDA et al. (2011) [ALLAN, SUN (2014)]	2D freely overlapping squares	$\tau = 1 + (1 - e)^{1/2}$
PISANI (2011) [TANG et al. (2012), ALLAN, SUN (2014)]	random, partial overlapping shapes	$\tau = \frac{1}{1 - \phi(1 - e)},$ where ϕ is a shape factor (0.73 in TANG et al. (2012) for cubic particles)
TANG et al. (2012) [TANG et al. (2012)]	cubic particles	$\tau = \frac{3}{4} + \frac{1}{8} \sqrt{1 + \frac{1}{4} \frac{1 - e}{2 - e - 2\alpha}} +$ $+ \frac{1}{8} \sqrt{1 + \frac{1 - e}{2 - e - 2\alpha}} + \frac{1}{4} \sqrt{1 - e}$
LIU, KITANIDIS (2013) [ALLAN, SUN (2014)]	isotropic grain (spherical), staggered, $0.25 < e < 0.5$	$\tau = e^{0.28} + 0.15$

space), the second group applies to different granular beds (in 3D space). Formulas that may concern other cases are very rare. It is worth noting that besides the porosity, in some formulas, other quantities appear: a model constant or a factor related to the particle shape. In some cases, one equation may be used in both groups.

Determining the porosity of an artificial porous bed

Glass marbles (shown in Fig. 2a) were used in our investigations. An example of a granular bed consisting of such input material is shown in Figure 2b. The porosity of the bed was measured by using two graduated measuring cylinders with the volume of 250 ml. The first cylinder contained a bed sample; the second was filled with the distilled water. During the experiment, the water was slowly poured into the bed sample and the volume of pores was measured. The measurement was repeated 15 times, and in each case, the first cylinder was filled with new dry marbles. The obtained average porosity of the bed (a fraction of the volume of voids over the total volume) turned out to be equal to 0.41 ± 0.008 [-]. Obtained value is typical for loose random packing beds, which is 0.40-0.41 (RIBEIRO et al. 2010). It is worth mentioning that the obtained value is very close to the theoretical porosity (which is equal to 0.3954) of an orthorhombic system consisting of uniform spheres (COOKE, ROWE 1999).




Fig. 2. The sample of glass marbles (a) and the exemplary granular bed (b)

The difference is caused by the fact that diameters in the artificial bed are not equal and the arrangement of the particles in the space is not regular.

In the next stage, 100 marbles were randomly chosen. The diameter of each marble in two random directions (perpendicular to each other) was measured with a micrometre screw with an accuracy of 0.01 mm. The average diameter of marbles was equal to 6.072 mm, with the standard deviation of 0.051 mm. The distribution of particle diameter is shown in Figure 3.

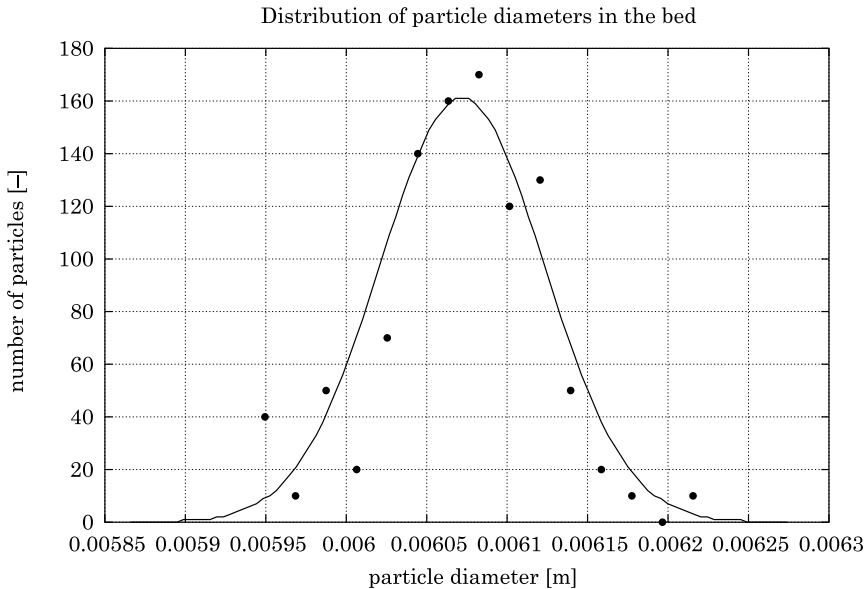


Fig. 3. The distribution of the particle diameter in the granular bed

Comparison

In the next stage of investigations, the tortuosity values for formulas collected in Table 1 and for porosity obtained in the experiment were calculated. Results of calculations are shown in Table 2. This table summarizes all results for comparison aims, although not all formulas are intended for granular beds. We can find some formulas give incorrect values. The formula (5) gives too high value of tortuosity while the formula (21) gives a non-physical result.

As it was mentioned above, the same porous bed as in our experiment, was earlier used for calculation of the geometric tortuosity with the Path Tracking Method (SOBIESKI 2009, SOBIESKI et al. 2012, *Pathfinder Project* 2013, SOBIESKI, LIPIŃSKI 2013, DUDDA, SOBIESKI 2014, SOBIESKI et al. 2016a,

Table 2

Results of calculations

No	Formula	Tortuosity	Application in the example
1	MAXWELL (1881)	1.2950	weak
2	RAYLEIGH (1892)	1.5900	not applicable
3	BARTELL, OSTERHOF (1928)	1.5708	strong
4	CARMAN (1937)	1.4142	strong
5	MACKIE, MEARES (1955)	15.0393	not applicable
6	WEISSBERG (1963)	1.4369	strong
7	BEAR (1972)	–	–
8	KIM et al (1987)	1.4285	unknown
9	DU PLESSIS, MASLIYAH (1988)	1.3826	strong
10	COMITI, RENAUD (1989)	1.3656 for C = 0.41	strong
11	IVERSEN, JØRGENSEN (1993)	1.4765	weak
12	BOUDREAU (1996)	1.6683	strong
13	KOPONEN et al. (1996)	1.4720	not applicable
14	KOPONEN et al. (1997)	1.6197	not applicable
15	YU, LI (2004)	1.6594	not applicable
16	MATYKA et al. (2008)	1.6865	not applicable
17	LANFREY et al. (2010)	1.4845 for $\phi = 1$	strong
18	DUDA et al (2011)	1.7681	not applicable
19	PISANI (2011)	1.4184 for $\phi = 1$	unknown
20	TANG et al. (2012)	1.2586 for C = 0.5	not applicable
21	LIU, KITANIDIS (2013)	0.9291	strong

Table 3

Relative errors

Formula number	τ	τ^g	τ^h	δ^g [%]	δ^h [%]
3	1.5708	1.205	1.24	30.36	26.68
4	1.4142	1.205	1.24	17.36	14.05
6	1.4369	1.205	1.24	19.24	15.88
9	1.3826	1.205	1.24	14.74	11.50
10	1.3656	1.205	1.24	13.33	10.13
12	1.6683	1.205	1.24	38.45	34.54
17	1.4845	1.205	1.24	23.20	19.72

b) as well as for calculation of the hydraulic tortuosity by application of the Lattice-Boltzmann Method. In the first method, the tortuosity value was equal to 1.205, whereas in the second method to 1.24. Both values are smaller than

all values presented in the Table 2 (besides the 21). The relative errors δ are shown in the Table 3. Geometric tortuosity τ^g and hydraulic tortuosity τ^h obtained in the former investigations were used as the reference values.

It can be assumed that the difference between the results obtained from the collected set of formulas and results of previous investigations may be caused by deviation of the particle diameters. The example presented above shows that the particles have normal distribution, but the variance is comparatively small. In many artificial beds, the diversity of particle sizes is much larger. Therefore, the formulas collected in Table 1 (obtained empirically in many cases) give higher values of tortuosity. In our opinion, this is due to the reasons described below.

When particles have different diameters, the shape of the pore space between them is more complicated. In consequence, sometimes the path may find a shorter way, but sometimes in turn it must omit the larger particles (as shown in Fig. 4). There is no doubt that it leads to a greater deviation of tortuosity values, but it is difficult to state at the current stage, which mechanism is the dominant one and so, whether the increase of the deviation of particles diameters is associated with an increase or a decrease in the average value of tortuosity in the bed. The problem of influence of the particle distribution on the path length is open and further studies are needed in this field.

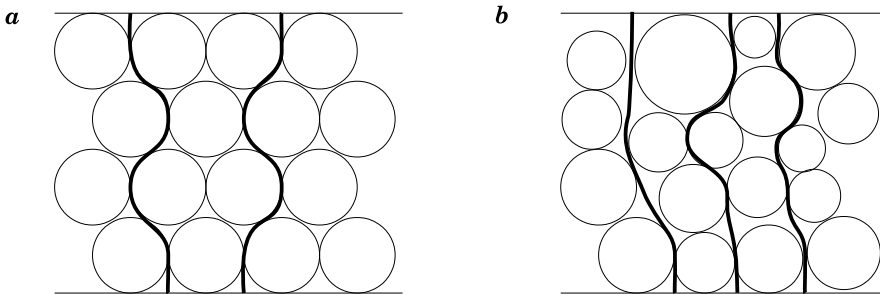


Fig. 4. Influence of the particle distribution on the path length for constant diameters (a) and diverse diameters (b)

Taking into account the fact that particle sizes in an artificial bed may be different, the porosity-tortuosity relations should have a more general form

$$\tau = f(e) \cdot f(\mu, \sigma^2) \quad (2)$$

or

$$\tau = f(e, \mu, \sigma^2) \quad (3)$$

where:

- $f(e)$ – a function linking porosity and tortuosity for a bed consisting of particles with constant diameter,
- $f(\mu, \sigma^2)$ – a correction function dependent on the average value and on its variance.

Summary and conclusions

The following conclusions can be formulated based on the above-discussed topics:

- Different mathematical formulas for determining the tortuosity may be found in the literature, but they give different results for the same data. Only for formulas designed for granular beds, the tortuosity value is within the range from 1.3654 to 1.6683. The relative error between these results is almost 20%, what is quite significant.

- In practice, it is impossible to indicate which equation in the Table 1 should be used in a specific case. Finding the next formulas does not solve this problem.

- Differences between tortuosity values obtained earlier (using the Path Tracking Method and the Lattice Boltzmann Method) and porosity-tortuosity functions available in the literature occur probably because the particle diameters in a artificial bed are not constant but they have a specific distribution.

- It can be assumed that tortuosity is probably higher in beds with higher deviation, than in beds where the particle diameters are constant.

- If the particle sizes in a granular bed are different, the porosity-tortuosity correlation functions should be corrected, for example by using a function dependent on the mean value and its variance. In this field, next investigations are needed.

References

- ALLEN R., SUN S. 2014. *Investigating the role of tortuosity in the Kozeny-Carman equation*. International Conference on Numerical and Mathematical Modeling of Flow and Transport in Porous Media, Dubrovnik, Croatia, 29 September – 3 October.
- AHMADI M.M., MOHAMMADI S., HAYATI A.N. 2011. *Analytical derivation of tortuosity and permeability of monosized spheres: A volume averaging approach*. Physical Review E., (83): 026312.
- BEAR J. 1972. *Dynamics of Fluids in Porous Media*. Courier Dover Publications, New York.
- CARMAN P.C. 1997. *Fluid Flow through a Granular Bed*. Transactions of the Institute of Chemical Engineers, Jubilee Supplement, (75): 32–48.
- COOKE A.J., ROWE R.K. 1999. *Extension of Porosity and Surface Area Models for Uniform Porous Media*. Journal of Environmental Engineering, 125(2): 126–136.

- DIAS R.P., TEIXEIRA J.A., MOTA M., YELSHIN A. 2006. *Tortuosity variation in a low density binary particulate bed*. Separation and Purification Technology, 51(2): 180–184.
- DUDDA W., SOBIESKI W. 2014. *Modification of the PathFinder algorithm for calculating granular beds with various particle size distributions*. Technical Sciences, 17(2): 135–148.
- EBNER M., CHUNG D.-W., GARCIA R.E., WOOD V. 2013. *Tortuosity Anisotropy in Lithium-Ion Battery Electrodes*. Advanced Energy Materials, 4(5): 1301278.
- FENG Y.T., HAN K., OWEN D.R.J. 2007. *Coupled lattice Boltzmann method and discrete element modelling of particle transport in turbulent fluid flows: Computational issues*. International Journal for Numerical Methods in Engineering, 72(9): 1111–1134.
- GAO H.-Y., HE Y.-H., ZOU J., XU N.-P., LIU C.T. 2012. *Tortuosity factor for porous FeAl intermetallics fabricated by reactive synthesis*. Transactions of Nonferrous Metals Society of China, 22(9): 2179–2183.
- GOMMES C.J., BONS A.J., BLACHER S., DUNSMUIR J.H., TSOU A.H. 2009. *Practical methods for measuring the tortuosity of porous materials from binary or gray-tone tomographic reconstructions*. American Institute of Chemical Engineers (AIChE) Journal, 55(8): 2000–2012.
- JOHNSON D.L., PLONA T.J., SCALA C., PASIERB F., KOJIMA H. 1982. *Tortuosity and Acoustic Slow Waves*. Physical Review Letters, 49(25): 1840–1844.
- KOCHAŃSKI J., KACZMAREK M., KUBIK J. 2000. *Determination of permeability and tortuosity of permeable media by ultrasonic method. Studies for sintered bronze*. Journal of Theoretical and Applied Mechanics, 1(39): 923–928.
- KONG W., ZHANG Q., GAO X., ZHANG J., CHEN D., SU S. 2015. *A Method for Predicting the Tortuosity of Pore Phase in Solid Oxide Fuel Cells Electrode*. International Journal of Electrochemical Science, 10(1): 5800–5811.
- KOZENY J. 1927. *Über kapillare Leitung des Wassers im Boden*. Akademie der Wissenschaften in Wien, Sitzungsberichte, 136(2a): 271–306.
- LANFREY P.-Y., KUZELJEVIC Z.V., DUDUKOVIC M.P. 2010. *Tortuosity model for fixed beds randomly packed with identical particles*. Chemical Engineering Science, 65: 1891–1896.
- LE L.H., ZHANG C., TA D., LOU E. 2010. *Measurement of tortuosity in aluminum foams using airborne ultrasound*. Ultrasonics, 50(1): 1–5.
- MATYKA M., KHALILI A., KOZA Z. 2008. *Tortuosity-porosity relation in porous media flow*. Physical Review E., 78: 026306.
- NABOVATI A., SOUSA A.C.M. 2007. *Fluid flow simulation in random porous media at pore level using the Lattice Boltzmann Method*. Journal of Engineering Science and Technology, 2(3): 226–237.
- NAKASHIMA Y., KAMIYA S. 2007. *Mathematica Programs for the Analysis of Three-Dimensional Pore Connectivity and Anisotropic Tortuosity of Porous Rocks using X-ray Computed Tomography Image Data*. Journal of Nuclear Science and Technology, 44(9): 1233–1247.
- NWAIZU C., ZHANG Q. 2012. *Characterizing Airflow paths in Grain bulks*. Paper NABEC/CSBE. Northeast Agricultural & Biological Engineering Conference Canadian Society for Bioengineering Lakehead University, Orillia, Ontario July 15–18.
- Pathfinder Project [on-line]. 2013. University of Warmia and Mazury in Olsztyn <http://www.uwm.edu.pl/pathfinder/index.php> (access: 7.02.2014).
- RIBEIRO A.M., NETO P., PINHO C. 2010. *Mean Porosity and Pressure Drop Measurements in Packed Beds of Monosized Spheres: Side Wall Effects*. International Review of Chemical Engineering, 2(1): 40–46.
- SOBIESKI W. 2009. *Calculating tortuosity in a porous bed consisting of spherical particles with known sizes and distribution in space*. Research report 1/2009, Winnipeg (Canada).
- SOBIESKI W. 2014. *The quality of the base knowledge in a research process*. Scientific Researches in the Department of Mechanics and Machine Design, University of Warmia and Mazury in Olsztyn, 2: 29–47.
- SOBIESKI W., DUDDA W., LIPIŃSKI S. 2016a. *A new approach for obtaining the geometric properties of a granular porous bed based on DEM simulations*. Technical Sciences, 19(2): 165–187.
- SOBIESKI W., LIPIŃSKI S. 2013. *PathFinder User's Guide*. University of Warmia and Mazury in Olsztyn. <http://www.uwm.edu.pl/pathfinder/index.php> (access: 7.02.2014).
- SOBIESKI W., LIPIŃSKI S., DUDDA W., TRYKOZKO A., MAREK M., WIĄCEK J., MATYKA M., GOŁĘBIEWSKI J. 2016b. *Granular Porous Media*. Department of Mechanics and Machine Design, University of Warmia and Mazury, Olsztyn.

- SOBIESKI W., ZHANG Q., LIU C. 2012. *Predicting Tortuosity for Airflow through Porous Beds Consisting of Randomly Packed Spherical Particles*. *Transport in Porous Media*, 93(3): 431–451.
- STARLY B., YILDIRIM E., SUN W. 2007. *A tracer metric numerical model for predicting tortuosity factors in three-dimensional porous tissue scaffolds*. *Computer Methods and Programs in Biomedicine*, 87(1): 21–27.
- TANG X.-W., SUN Z.-F., CHENG G.C. 2012. *Simulation of the relationship between porosity and tortuosity in porous media with cubic particles*. *Chinese Physics B*, 21(10): 100201.
- WANG P. 2014. *Lattice Boltzmann Simulation of Permeability and Tortuosity for Flow through Dense Porous Media*. *Mathematical Problems in Engineering*, Article ID 694350.
- WU Y.S., VAN VLIET L.J., FRIJLINK H.W., VAN DER VOORT MAARSCHALK K. 2006. *The determination of relative path length as a measure for tortuosity in compacts using image analysis*. *European Journal of Pharmaceutical Sciences*, 28(5): 433–440.
- VALLABH R. 2009. *Modeling Tortuosity in Fibrous Porous Media using Computational Fluid Dynamics*. PhD Thesis, North Carolina State University, Raleigh, United States.
- YU B.M., LI J.H. 2004. *A geometry model for tortuosity of flow path in porous media*. *Chinese Physics Letter*, 21(8): 1569–1571.